



Date: April 21, 2026

To: City of Maple Plain

From: David Medina, Alex McArdle, Operators

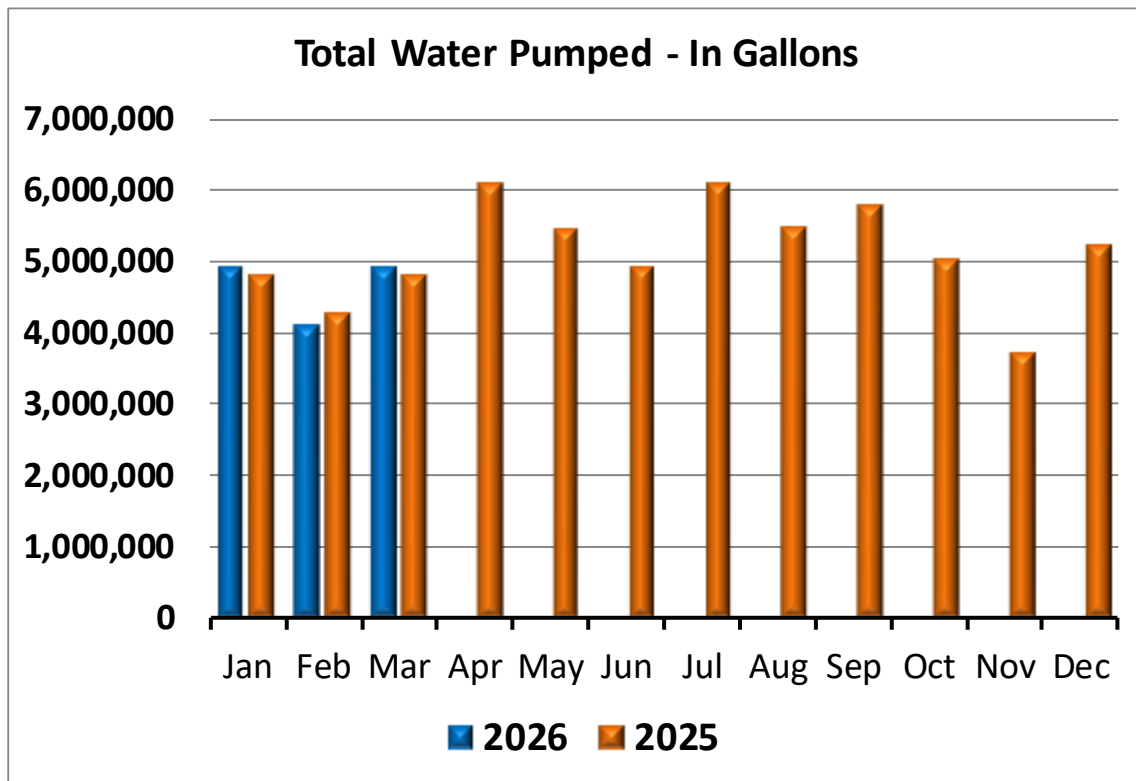
O & M Report: March 2026

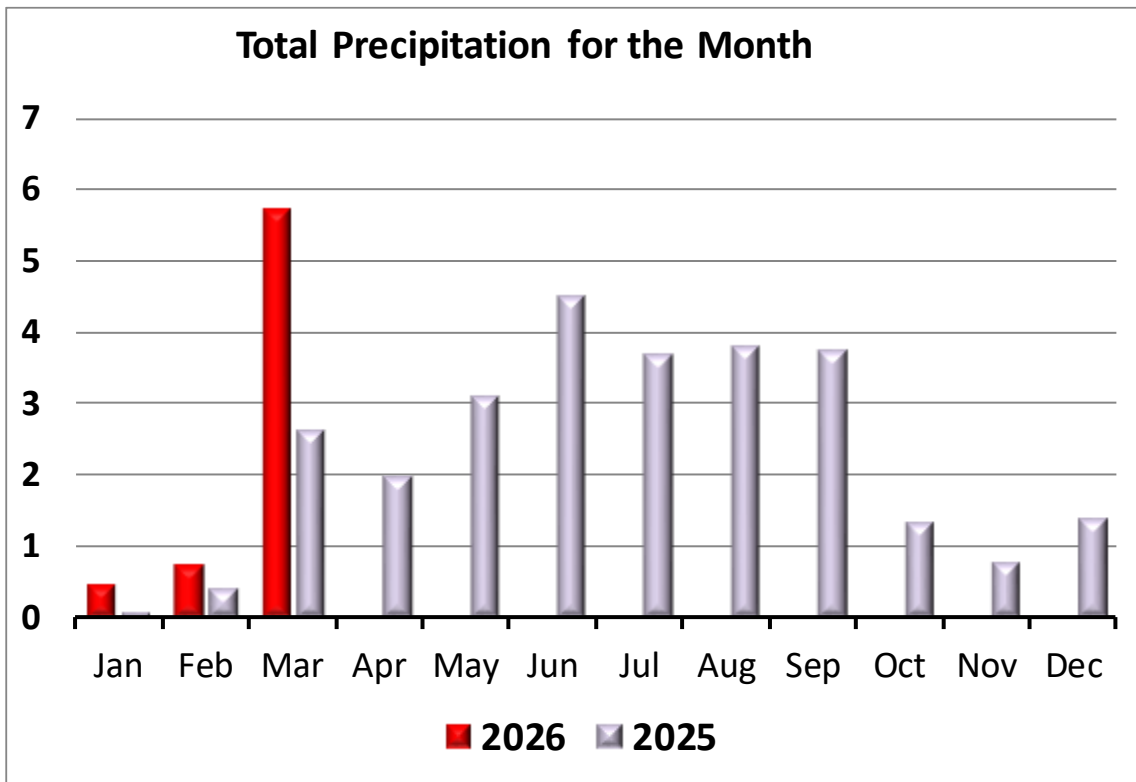
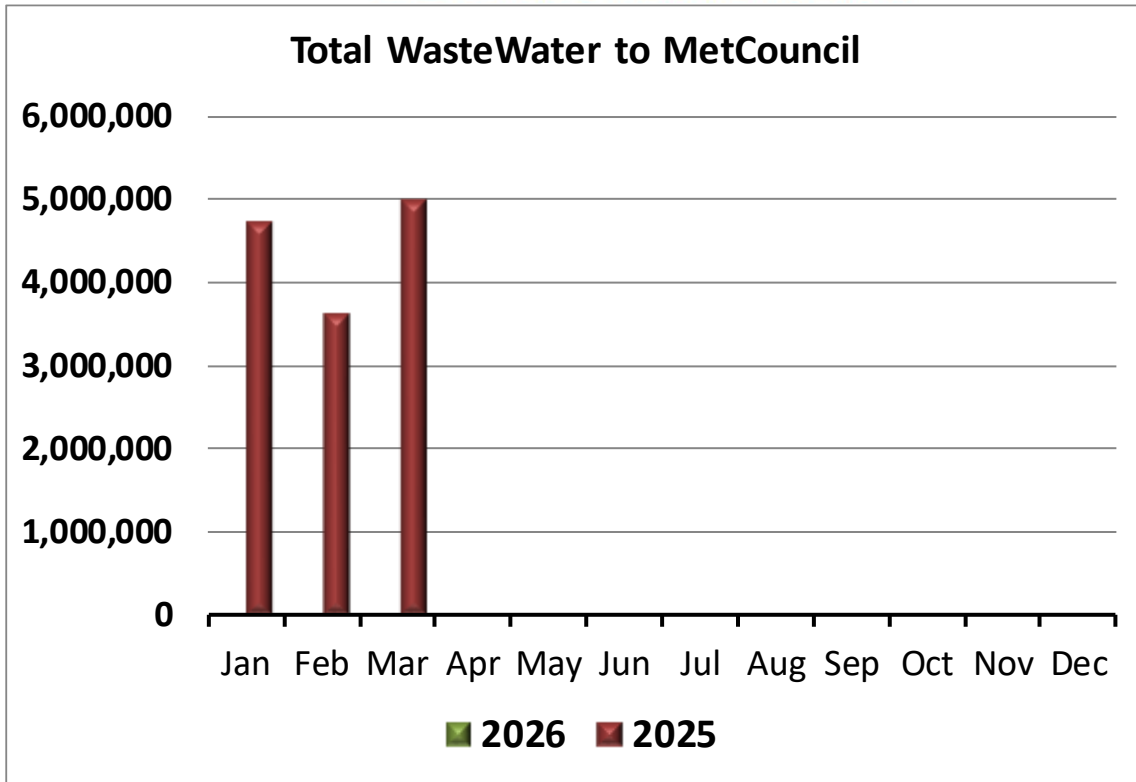
## Maple Plain Operations & Maintenance

---

- Completed all daily rounds and reads on treatment plant operations.
- Completed monthly fluoride sample collections per MDH monitoring schedule.
- Completed all Bac -T sample collections per MDH monitoring schedule.
- Completed all monthly water samples and testing per MDH monitoring schedule.
- Completed all monthly chlorine chemical change outs and perform proper PPE procedures.
- Completed all necessary maintenance on chemical mixers, pumps, and chemical mixing.
- Completed all assigned work orders to water treatment facilities.
- Completed all necessary ordering of water treatment lab supplies.
- Completed a total of 52 locates within city limits.
- Completed a total of eight final meter reads.
- Completed one sanitary repair within city limits with the contractor Precision Utilities.
- Completed all tasks of snow removal on trails and parks.
- Completed all tasks of maintenance on public works equipment.
- Completed all task related to inspections to well #3 and #4 and high services pumps #1 and #2 with assistance from Their Well Company.
- Kabota B3030 was repaired by Lanos in Loretto and returned to public works.
- Completed the task of removing fallen trees from Manchester, Rainbow Park, and Airport Road with assistance from Treotech.
- All weight limit signs are installed within city limits.
- Gathered all mats and snow blower from Rainbow Park while closing winter activities.

- Completed the task of directional hydrant flushing within the southern part of the city due to discoloration in the water.
- Performed pressure test on Pioneer Creek for new development with assistance from Gilbert Mechanical.
- Completed the task of installing the batting cages net at VMP.
- Completed the task of televising and jetting the southern portion of town with assistance from Nelson Sanitation.
- Completed the task of visiting contract sites.
- Completed the task of annual inspections of city generators with assistance from Interstate Power Systems.





		March-26	February-26	March-25
<b>Water</b>	<b>Units</b>			
Average Daily Pumped	gallons	159,451	147,000	155,226
Maximum Daily Pumped	gallons	410,000	286,000	268,000
Total Monthly Pumped	gallons	4,943,000	4,116,000	4,812,000
Well #1 Pumped	gallons	0	0	0
Well #1 Average Pumped	gallons	0	0	0
Well #3 Pumped	gallons	2,171,000	2,035,000	1,447,000
Well #3 Average Pumped	gallons	70,032	72,679,000	46,677
Well #4 Pumped	gallons	2,282,000	1,646,000	2,804,000
Well #4 Average Pumped	gallons	73,613	58,786	90,452
Fluoride used	gallons	5.30	13.20	4.50
Fluoride Average used	gallons	0.17	0.50	0.14
Poly Phosphate used	pounds	7.30	6.30	7.20
Poly Phosphate Average used	pounds	0.23	0.20	0.23
Chlorine used	pounds	221.00	140.00	152.80
Chlorine Average used	pounds	7.10	5.00	4.93
HMO used	gallons	154.10	129.30	113.00
HMO Average used	gallons	4.90	4.60	3.65
Potassium Permanganate used	gallons	153.30	113.30	147.60
<b>Wastewater</b>				
<b>Effluent Flow</b>				
Maximum Daily Pumped Wastewater	gallons	0	0	312,289
Average Daily Pumped Wastewater	gallons	0	0	160,723
Lift Station Effluent to Met Council	gallons	0	0	4,982,429
Precipitation Monthly Total	Inches	6	1	3
<b>Contract True-Ups - Current Contract Year</b>				
<b>Item</b>	<b>Budgeted Amount</b>	<b>Amount Spent</b>	<b>% of Budget</b>	<b>% of Time</b>
Chemical Budget	\$12,169.00	\$4,478.00	37%	67%
Maintenance Budget	\$6,539.00	\$2,243.00	34%	67%
<b>Total</b>	<b>\$18,708.00</b>	<b>\$6,721.00</b>	<b>36%</b>	<b>67%</b>