



Date: July 11, 2025

To: City of Maple Plain

From: David Medina, Operator

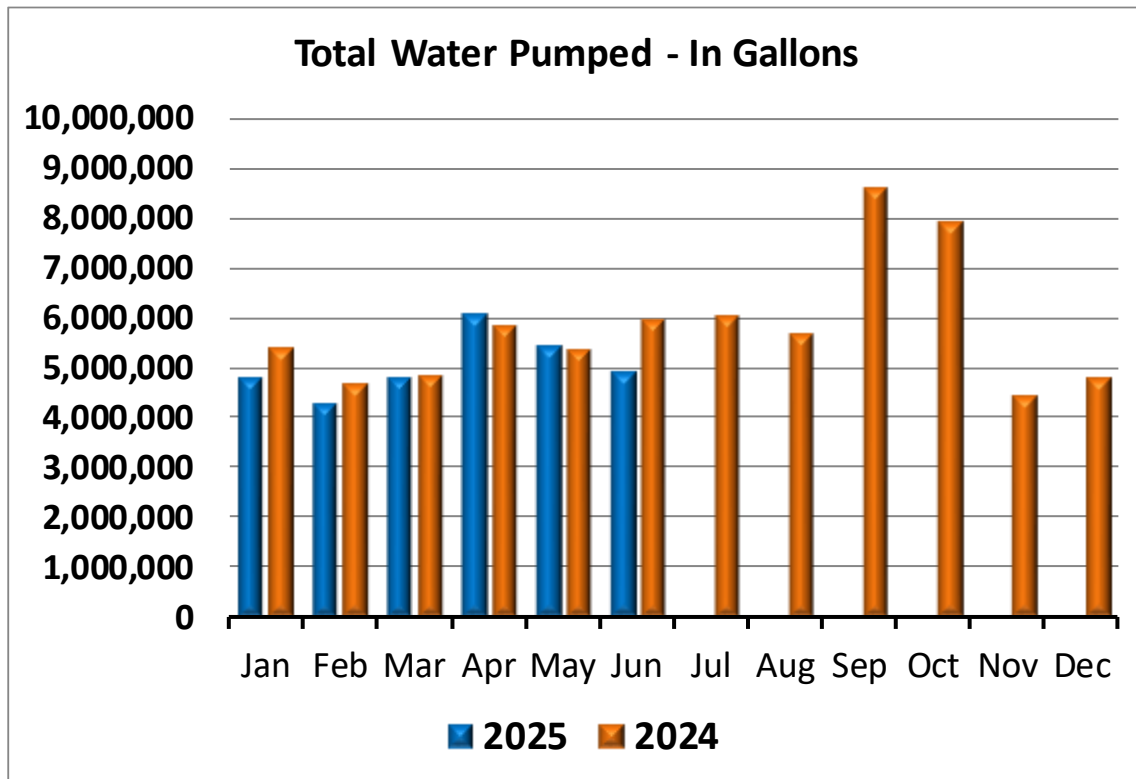
O & M Report: June 2025

## **Maple Plain Operations & Maintenance**

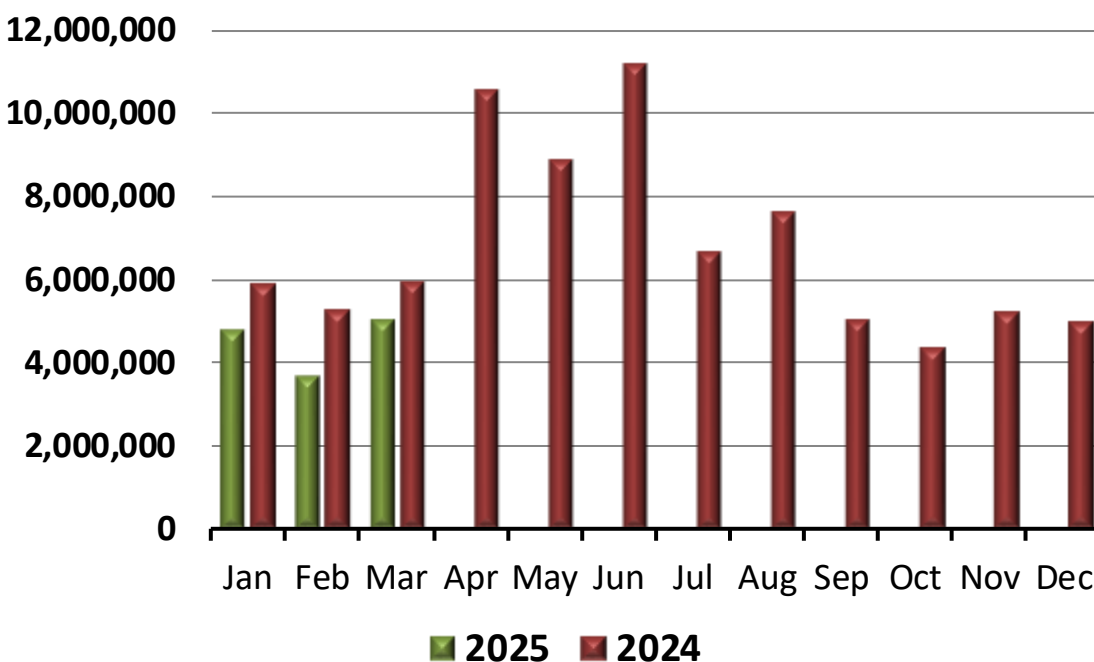
---

- Completed all daily rounds and daily reads on water plant operations.
- Completed 28 total locates in the city limits.
- Completed Quarterly Bac-T samples per MDH.
- Completed monthly sample collections and testing for MDH monthly monitoring.
- Completed necessary Chlorine chemical cylinder change out and performed all proper PPE equipment inspections.
- Completed all necessary maintenance on chemical mixers, pumps and performed all proper PPE procedures.
- Completed all Public Works work orders.
- Installed a new rain gauge.
- Completed all final water meter readings.
- Completed all water shut offs.
- Completed all minor road maintenance tasks.
- Completed all storm sewer videoing and cleanouts tasks.
- Completed all brush and grass clippings removal tasks on city roadways.
- Completed all park maintenance tasks.
- Completed weekly baseball field dragging tasks.
- Completed all maintenance tasks on baseball field concession stands and announcer's box.
- Completed all maintenance tasks on Public Works shop and building housekeeping.

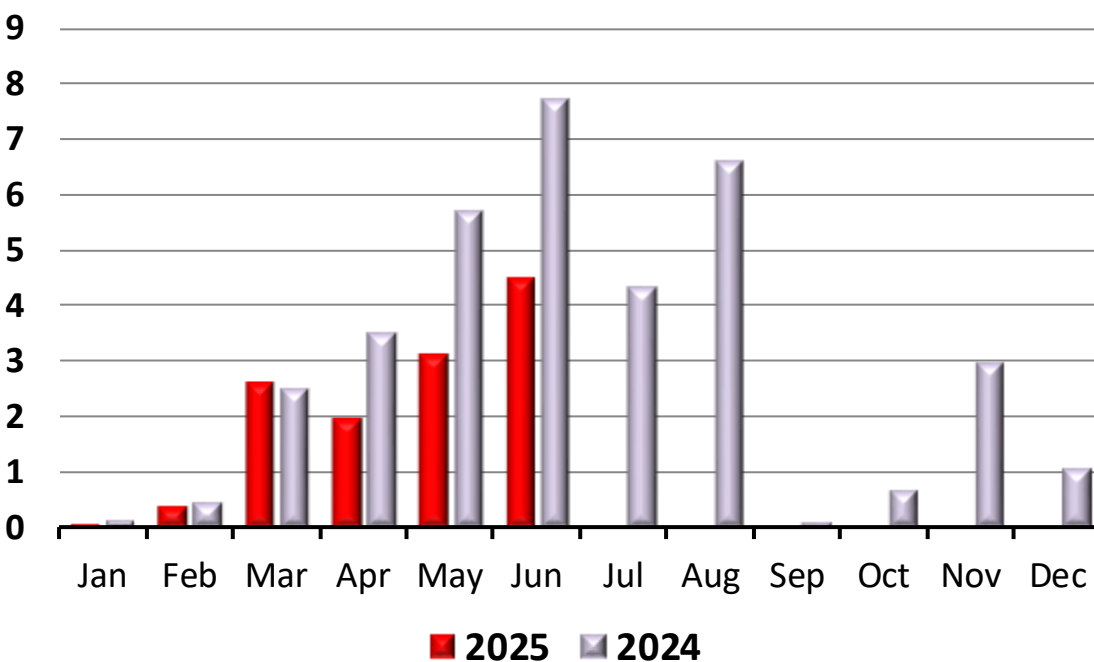
- Attended all scheduled city meetings.
- Completed monthly expense report.
- Completed and documented monthly work orders.
- Installed new soap dispenser, hand sanitizer, and paper towel dispenser in Public Works bathroom.
- Retrieved Harly rack off the top rack shelving performed maintenance and performed dragging task on all rainbow and Veteran's Memorial baseball fields.
- Installed two new tennis court nets in Rainbow Park.
- Installed new key box in water treatment plant.
- Ordered necessary water testing items from USA BlueBook.



**Total WasteWater to MetCouncil**



**Total Precipitation for the Month**



		June-25	May-25	June-24
<b>Water</b>	<b>Units</b>			
Average Daily Pumped	gallons	164,366	181,699	199,033
Maximum Daily Pumped	gallons	255,000	384,000	305,000
Total Monthly Pumped	gallons	4,931,000	5,451,000	5,971,000
Well #1 Pumped	gallons	0	0	0
Well #1 Average Pumped	gallons	0	0	0
Well #3 Pumped	gallons	251,900	2,818,000	2,317,000
Well #3 Average Pumped	gallons	83,966	93,933	77,233
Well #4 Pumped	gallons	2,412,000	2,633,000	3,007,000
Well #4 Average Pumped	gallons	80,400	87,766	100,233
Fluoride used	gallons	19.00	8.20	8.00
Fluoride Average used	gallons	0.63	0.27	0.27
Poly Phosphate used	pounds	13.80	9.00	8.50
Poly Phosphate Average used	pounds	0.46	0.30	0.28
Chlorine used	pounds	126.10	118.40	46.80
Chlorine Average used	pounds	4.20	3.94	1.56
HMO used	gallons	25.00	114.00	119.20
HMO Average used	gallons	0.83	3.80	3.97
Potassium Permanganate used	gallons	11.50	84.40	81.70
<b>Wastewater</b>				
<b>Effluent Flow</b>				
Maximum Daily Pumped Wastewater	gallons	0	293,000	776,878
Average Daily Pumped Wastewater	gallons	0	0	372,736
Lift Station Effluent to Met Council	gallons	0	0	11,182,080
Precipitation Monthly Total	Inches	5	3	8
<b>Contract True-Ups - Current Contract Year</b>				
<b>Item</b>	<b>Budgeted Amount</b>	<b>Amount Spent</b>	<b>% of Budget</b>	<b>% of Time</b>
Chemical Budget	\$11,780.00	\$11,051.00	94%	92%
Maintenance Budget	\$6,330.00	\$7,744.00	122%	92%
<b>Total</b>	<b>\$18,110.00</b>	<b>\$18,795.00</b>	<b>104%</b>	<b>92%</b>