
BUDGET MEMO

TO: CITY ADMINISTRATOR
FROM: ABDO FINANCIAL SOLUTIONS, LLC
SUBJECT: COUNCIL WORK SESSION –DRAFT OF 2026 BUDGET
DATE: 8/25/2025

Introduction

Upon your request, we have summarized some of the key items for consideration in this year's budget.

Budget Format

The 2026 Budget included the Council approved priorities for each department. These will continue to be reviewed and updated as needed in the 2026 budget.

Key items in this year's budget:

- LGA will decrease by \$11,986 for 2026 for a total of \$254,411.
- The total 2026 tax levy is proposed to increase \$199,650 or 10.58% from 2025.
 - The general levy increased \$203,665 or 13.88%
 - Factors relating to this increase are explained in this memo under the General Fund Budget Summary section
 - The debt levy decreased by \$4,015 or -.96%. This is due to the scheduled bond payments.
- All employees are projected to receive a COLA increase of 3%.
- MN Paid Leave is added in the appropriate funds.
- We have estimated a 10% increase in Workers Compensation and General Property Insurance.

Tax Levy Summary

Overall, the property tax levy includes levies for general operations, and debt service. The 2025 actual and 2026 proposed property tax levies are listed below:

	2025 Levy	Proposed 2026 Levy	Increase (Decrease) from 2025	Percent Change from 2025	Fund #
General Levy	\$ 1,467,290	\$ 1,670,955	\$ 203,665	13.88%	101
Debt Levy					
2014A Go Bond	72,608	72,246	(362)	-0.50%	353
2016A Go Bond	30,191	29,457	(734)	-2.43%	354
2018A Go Bond	47,520	46,103	(1,417)	-2.98%	355
2021A Go Bond	38,536	38,064	(472)	-1.22%	356
2021B Go Bond	27,053	25,740	(1,313)	-4.85%	351
2022A Go Bond	78,120	76,230	(1,890)	-2.42%	357
2024A Go Bond	125,116	127,289	2,173	1.74%	358
Total Debt Levy	419,144	415,129	(4,015)	-0.96%	
Total Levy	\$ 1,886,434	\$ 2,086,084	\$ 199,650	10.58%	

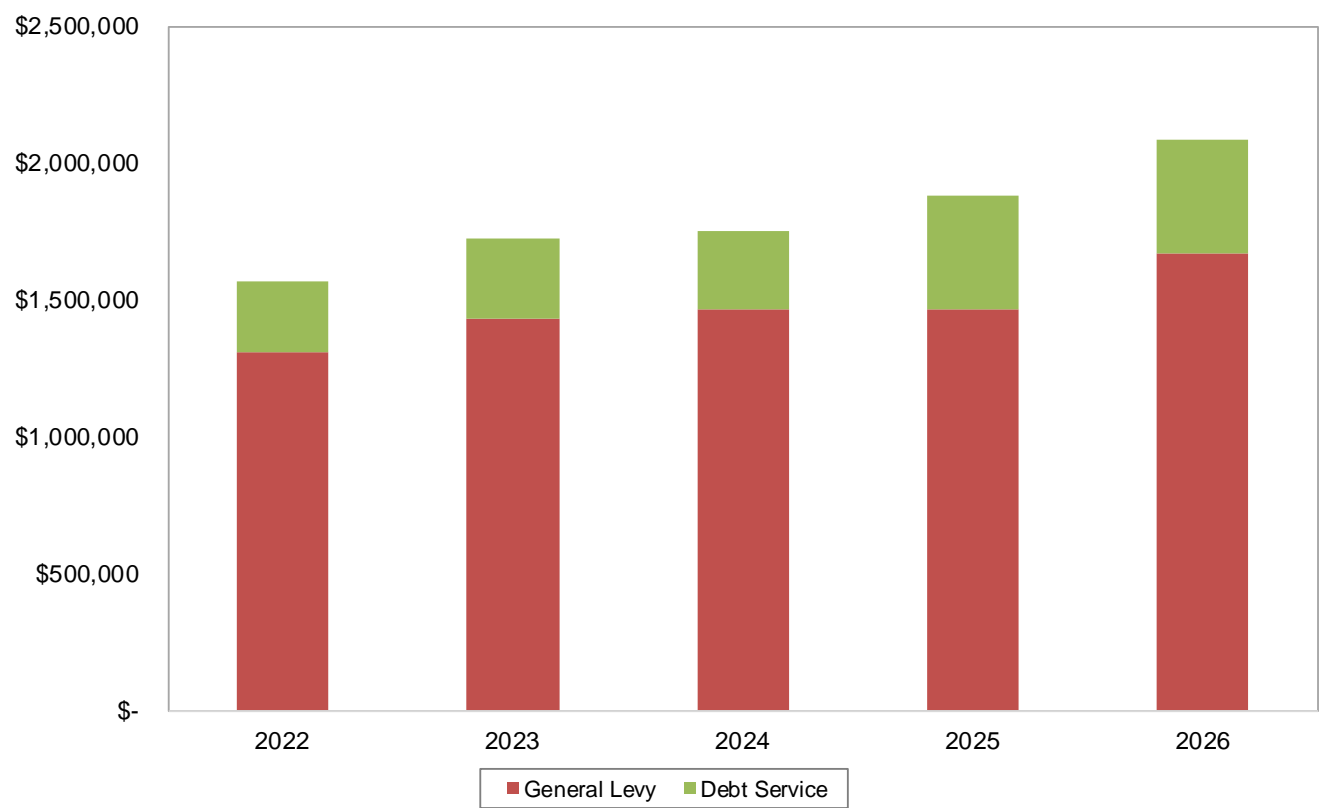
Tax Rate Calculation

The following table summarizes the local tax rate:

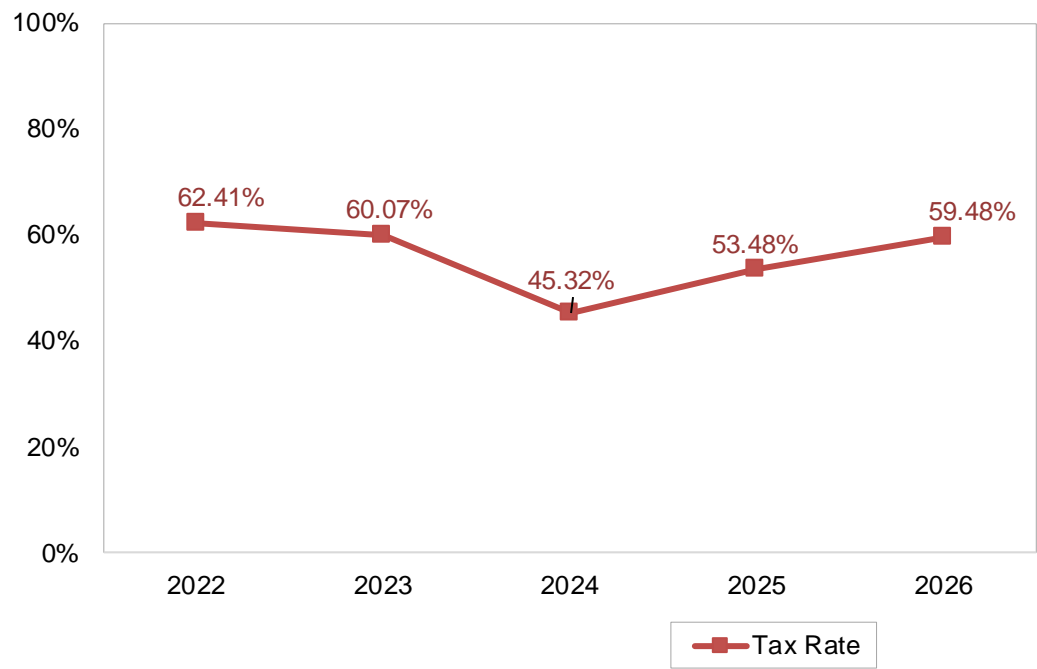
	Payable 2024	Payable 2025	Payable 2026
Tax Capacity	3,935,068	3,859,140	3,875,618
Fiscal Disparities Contribution	(494,523)	(679,937)	(681,330)
Net Tax Capacity	3,440,545	3,179,203	3,194,288
Certified Levy	1,754,201	1,886,434	2,086,084
Fiscal Disparities Distribution	(194,881)	(186,209)	(186,209)
Local Levy	1,559,320	1,700,225	1,899,875
City Tax Rate	45.322%	53.480%	59.477%

**The City's Payable 2026 Tax Rate has been estimated based on preliminary tax capacity information provided by Hennepin County. The final tax capacity and rate will vary from the rate estimated in this memo.*

Tax Levy Summary 2022 to 2025 Actual and 2026 Proposed



Tax Rate Summary 2022 to 2025 Actual and 2026 Proposed



Estimate Property Taxes

Property Type	Market Value	Taxable Market Value	2025 Taxes Payable	2026 Taxes Payable	Increase (Decrease) in Property Taxes	% Increase (Decrease) in Property Taxes
Residential	\$ 200,000	\$ 171,500	\$ 917	\$ 1,020	\$ 103	11.21%
Residential	300,000	280,500	1,500	1,668	168	11.21%
Residential	400,000	389,500	2,083	2,317	234	11.21%
Residential	500,000	498,500	2,666	2,965	299	11.21%
Commercial	500,000	500,000	4,947	5,502	555	11.21%
Commercial	1,000,000	1,000,000	10,295	11,449	1,155	11.21%
Commercial	1,500,000	1,500,000	15,643	17,397	1,754	11.21%

Note: change in market value has not been assumed

General Fund Budget Summary

	Budget 2024	Actual 2024	Budget 2025	Actual 6.30.25	Budget 2026	Amount Change
Revenues						
Property taxes	\$ 1,465,228	\$ 1,468,141	\$ 1,467,290	\$ 448,680	\$ 1,670,955	\$ 203,665
Licenses and permits	50,880	81,689	51,380	37,474	64,150	12,770
Intergovernmental	388,757	452,377	311,263	29,557	292,179	(19,084)
Charges for services	62,901	73,883	56,075	40,581	56,075	-
Fines and forfeitures	12,500	11,831	10,500	5,587	10,500	-
Interest earnings	3,000	53,129	20,000	6,219	20,000	-
Miscellaneous	14,000	81,941	14,000	8,206	14,000	-
Sale of fixed assets	-	-	-	690	-	-
Transfers from other funds	-	-	9,000	9,000	-	(9,000)
Total Revenues	1,997,266	2,222,991	1,939,508	585,994	2,127,859	188,351

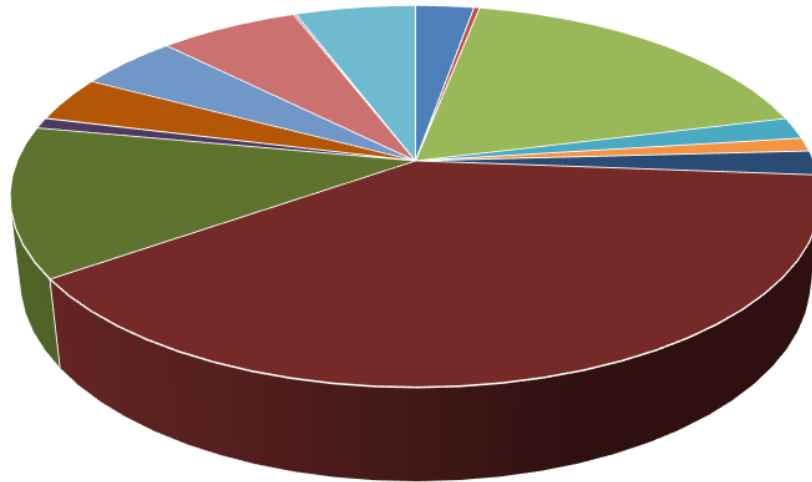
Revenue Key Changes:

- Property taxes -increase to offset increase in expenditures and increases/decreases in other revenues.
- Intergovernmental- decrease due to decrease in LGA for 2026.
- Interest Earnings – increase due to market values and interest rates.

	Budget 2024	Actual 2024	Budget 2025	Actual 6.30.25	Budget 2026	Amount Change
Expenditures						
Council	\$ 60,896	\$ 68,308	\$ 48,287	\$ 28,402	\$ 59,142	\$ 10,855
Election	8,224	6,739	-	-	5,685	5,685
Financial Administration	395,648	476,270	374,377	232,810	384,920	10,543
Assessing	24,079	23,800	-	-	-	-
City Attorney	38,480	73,482	38,000	17,036	39,330	1,330
Planning and Zoning	26,000	13,083	20,800	9,299	24,519	3,719
General Government Buildings	43,288	35,427	42,000	20,000	44,000	2,000
Police Department	704,802	760,187	743,423	489,481	831,395	87,972
Fire Department	224,305	224,305	211,005	104,897	269,925	58,920
Building Inspection	20,800	15,574	20,000	3,405	19,111	(889)
Civil Defense	604	1,475	500	600	650	150
Public Works	52,893	101,542	70,999	48,423	82,332	11,333
Highways, Streets and Roadways	178,279	116,539	106,739	72,266	101,000	(5,739)
Parks	94,468	216,018	141,378	92,274	141,350	(28)
Economic Development	-	-	-	-	-	-
Community Action Programs	2,500	2,500	-	2,500	2,500	2,500
Transfers to other funds	122,000	140,500	122,000	122,000	122,000	-
Total Expenditures	1,997,266	2,275,749	1,939,508	1,243,393	2,127,859	188,351

Expenditure Key Changes:

- Council –
 - Added budgets to EDP, software and design of \$3,500 and contracted services of \$5,000.
 - Increase in training and travel and food and beverage.
- Financial Administration –
 - Increase in wages and benefits due to wage increases.
 - Increase of \$4,800 in EDP, software and design, increase of \$3,225 in training and travel.
- Police Department –
 - Increase due to contract of police administration of \$88,472 for a total of \$815,395.
- Fire Department –
 - Increase due to the contract of fire administration of \$58,000.
- Public Works
 - Increase in contracted services of \$11,000 due to the following:
 - People Service- increase of \$3,000.
 - Lawn Mowing- increase of \$8,000



■ Council, 2.8%	■ Election, .3%
■ Financial Administration, 18.1%	■ Assessing, 0.0%
■ City Attorney, 1.8%	■ Planning and Zoning, 1.2%
■ General Government Buildings, 2.1%	■ Police Department, 39.1%
■ Fire Department, 12.7%	■ Building Inspection, .9%
■ Civil Defense, 0.0%	■ Public Works, 3.9%
■ Highways, Streets and Roadways, 4.7%	■ Parks, 6.6%
■ Economic Development, 0.0%	■ Community Action Programs, .1%
■ Transfers to other funds, 5.7%	

Budget Detail - By Fund

The following financial report is attached:

- Revenues for City of Maple Plain
- Expenses for City of Maple Plain

CITY OF MAPLE PLAIN
Abdo Revenue Budget Guideline

08/18/25 11:47 AM

Page 1

Account Descr	2023 Amt	2023 Budget	2024 Amt	2024 Budget	2025 YTD Amt	2025 Budget	2026 Budget	%Diff from Cur Yr 2025
101 GENERAL FUND								
R 101-31010 Current Ad Valorem Taxes	\$1,203,326.28	\$1,435,957.00	\$1,260,979.54	\$1,465,228.00	\$369,245.06	\$1,467,290.00	\$1,670,955.00	13.88%
R 101-31020 Delinquent Ad Valorem Taxes	\$13,073.24	\$0.00	\$16,006.60	\$0.00	-\$13,291.63	\$0.00	\$0.00	0.00%
R 101-31030 Mobile Home Tax	\$0.00	\$0.00	\$0.00	\$0.00	\$0.00	\$0.00	\$0.00	0.00%
R 101-31040 Fiscal Disparities	\$216,963.90	\$0.00	\$190,241.92	\$0.00	\$92,726.86	\$0.00	\$0.00	0.00%
R 101-31910 Penalties and Interest AdValTx	\$806.58	\$0.00	\$912.78	\$0.00	\$0.00	\$0.00	\$0.00	0.00%
R 101-32100 Business Licenses & Permits	\$1,100.00	\$1,450.00	\$1,845.00	\$1,450.00	\$350.00	\$1,450.00	\$1,450.00	0.00%
R 101-32110 Alcoholic Beverages	\$17,550.00	\$17,430.00	\$17,549.00	\$17,430.00	\$17,510.00	\$17,430.00	\$17,550.00	0.69%
R 101-32160 Professional & Occupational	\$0.00	\$0.00	\$0.00	\$0.00	\$0.00	\$0.00	\$0.00	0.00%
R 101-32180 Other Licenses & Permits	\$0.00	\$0.00	\$2,050.00	\$0.00	\$0.00	\$0.00	\$0.00	0.00%
R 101-32200 Non-Business Licenses/Permits	\$340.00	\$500.00	\$730.00	\$500.00	\$1,525.00	\$500.00	\$700.00	40.00%
R 101-32210 Building Permits	\$47,204.20	\$30,000.00	\$38,940.40	\$30,000.00	\$13,868.84	\$30,000.00	\$30,000.00	0.00%
R 101-32240 Animal Licenses	\$0.00	\$0.00	\$25.00	\$0.00	\$20.00	\$0.00	\$0.00	0.00%
R 101-32260 Other Non-Business Permits	\$0.00	\$0.00	\$0.00	\$0.00	\$0.00	\$0.00	\$0.00	0.00%
R 101-32261 Rental Permit	\$0.00	\$0.00	\$11,950.00	\$0.00	\$200.00	\$0.00	\$11,950.00	0.00%
R 101-32270 Excavation Permit	\$0.00	\$0.00	\$350.00	\$0.00	\$500.00	\$0.00	\$0.00	0.00%
R 101-32275 Right of Way Permit	\$1,000.00	\$1,500.00	\$8,250.00	\$1,500.00	\$3,500.00	\$2,000.00	\$2,500.00	25.00%
R 101-33000 Intergovernmental Revenues	\$0.00	\$77,000.00	\$150,810.29	\$77,000.00	\$0.00	\$0.00	\$0.00	0.00%
R 101-33130 CDBG	\$0.00	\$0.00	\$0.00	\$0.00	\$0.00	\$0.00	\$0.00	0.00%
R 101-33160 Other Federal Grants	\$0.00	\$0.00	\$0.00	\$0.00	\$0.00	\$0.00	\$0.00	0.00%
R 101-33161 FEDERAL GRANTS - PS	\$0.00	\$0.00	\$0.00	\$0.00	\$0.00	\$0.00	\$0.00	0.00%
R 101-33401 Local Government Aid	\$217,082.00	\$216,982.00	\$266,001.00	\$266,001.00	\$25,046.65	\$266,397.00	\$254,411.00	-4.50%
R 101-33402 Homestead Credit	\$0.00	\$0.00	\$0.00	\$0.00	\$0.00	\$0.00	\$0.00	0.00%
R 101-33404 Small City Assistance	\$0.00	\$0.00	\$27,711.00	\$40,756.00	\$0.00	\$36,866.00	\$29,768.00	-19.25%
R 101-33419 Muni State Aid St Construction	\$0.00	\$0.00	\$0.00	\$0.00	\$0.00	\$0.00	\$0.00	0.00%
R 101-33422 Other State Aid Grants	\$127,539.38	\$0.00	\$0.00	\$0.00	\$0.00	\$0.00	\$0.00	0.00%
R 101-33620 Other County Grants & Aid	\$7,291.21	\$5,000.00	\$7,855.13	\$5,000.00	\$4,509.94	\$8,000.00	\$8,000.00	0.00%
R 101-34101 Rent - City Hall & Water Tower	\$53,006.89	\$45,000.00	\$45,021.32	\$45,000.00	\$24,645.06	\$45,000.00	\$45,000.00	0.00%
R 101-34103 Zoning & Subdivision Fees	\$5,550.00	\$6,775.00	\$5,250.00	\$6,775.00	\$375.00	\$6,775.00	\$6,775.00	0.00%
R 101-34104 Project Review Fees	\$0.00	\$0.00	\$9,035.13	\$0.00	\$7,369.53	\$0.00	\$0.00	0.00%
R 101-34107 Assessment Search Fees	\$0.00	\$0.00	\$40.00	\$0.00	\$20.00	\$0.00	\$0.00	0.00%
R 101-34108 Admin Charges to Other Funds	\$0.00	\$0.00	\$3,344.00	\$0.00	\$1,156.25	\$0.00	\$0.00	0.00%
R 101-34109 General Government Charges	\$0.00	\$7,826.00	\$0.00	\$7,826.00	\$0.00	\$1,000.00	\$1,000.00	0.00%

CITY OF MAPLE PLAIN
Abdo Revenue Budget Guideline

08/18/25 11:47 AM
Page 2

Account Descr	2023 Amt	2023 Budget	2024 Amt	2024 Budget	2025 YTD Amt	2025 Budget	2026 Budget	%Diff from Cur Yr 2025
R 101-34202 Special Fire Protection Svcs	\$0.00	\$0.00	\$0.00	\$0.00	\$0.00	\$0.00	\$0.00	0.00%
R 101-34403 Recycling & Refuse Income	\$0.00	\$0.00	\$0.00	\$0.00	\$1,466.31	\$0.00	\$0.00	0.00%
R 101-34650 Economic Develop - Mgmt Fees	\$0.00	\$0.00	\$0.00	\$0.00	\$0.00	\$0.00	\$0.00	0.00%
R 101-34700 Culture & Recreation	\$0.00	\$0.00	\$225.00	\$0.00	\$3,700.00	\$0.00	\$0.00	0.00%
R 101-34780 Park Dedication Fees	\$0.00	\$0.00	\$0.00	\$0.00	\$0.00	\$0.00	\$0.00	0.00%
R 101-34950 Other Revenues	\$6,104.74	\$3,300.00	\$9,488.07	\$3,300.00	\$1,849.00	\$3,300.00	\$3,300.00	0.00%
R 101-35100 Court Fines	\$12,975.59	\$12,000.00	\$10,905.51	\$12,000.00	\$3,663.06	\$10,000.00	\$10,000.00	0.00%
R 101-35104 Other Fines	\$0.00	\$0.00	\$625.00	\$0.00	\$0.00	\$0.00	\$0.00	0.00%
R 101-35110 Administrative Citations	\$0.00	\$500.00	\$300.00	\$500.00	\$1,923.50	\$500.00	\$500.00	0.00%
R 101-36100 Special Assessments	\$688.13	\$0.00	\$1,479.30	\$0.00	\$0.00	\$0.00	\$0.00	0.00%
R 101-36101 Principal Amount Revenue	\$0.00	\$0.00	\$0.00	\$0.00	\$0.00	\$0.00	\$0.00	0.00%
R 101-36200 Miscellaneous Revenues	\$4,702.00	\$0.00	\$1,792.38	\$0.00	\$18.00	\$0.00	\$0.00	0.00%
R 101-36210 Interest Earnings	\$17,554.79	\$3,000.00	\$43,430.83	\$3,000.00	\$6,219.38	\$20,000.00	\$20,000.00	0.00%
R 101-36211 Interest Earning/Interfund	\$10,010.00	\$0.00	\$9,698.00	\$0.00	\$0.00	\$0.00	\$0.00	0.00%
R 101-36230 Contributions & Donations	\$6,000.00	\$0.00	\$0.00	\$0.00	\$0.00	\$0.00	\$0.00	0.00%
R 101-36231 Cable Franchise Fee	\$11,056.40	\$14,000.00	\$12,096.03	\$14,000.00	\$2,200.56	\$14,000.00	\$14,000.00	0.00%
R 101-36250 Refunds & Reimbursements	\$1,194.00	\$0.00	\$63,554.53	\$0.00	\$5,987.38	\$0.00	\$0.00	0.00%
R 101-36500 Collected for other Government	\$0.00	\$0.00	\$0.00	\$0.00	\$0.00	\$0.00	\$0.00	0.00%
R 101-37175 Sales Tax	\$0.00	\$0.00	\$0.00	\$0.00	\$0.00	\$0.00	\$0.00	0.00%
R 101-37275 Miscellaneous Income	\$0.00	\$0.00	\$4,498.04	\$0.00	\$0.00	\$0.00	\$0.00	0.00%
R 101-39101 Sales of Fixed Assets & Lease	\$0.00	\$0.00	\$0.00	\$0.00	\$690.00	\$0.00	\$0.00	0.00%
R 101-39200 Interfund Operating Transfers	\$0.00	\$0.00	\$0.00	\$0.00	\$0.00	\$0.00	\$0.00	0.00%
R 101-39202 Contribution-Enterprise Fund	\$0.00	\$0.00	\$0.00	\$0.00	\$0.00	\$0.00	\$0.00	0.00%
R 101-39203 Transfer from Other Fund	\$0.00	\$0.00	\$0.00	\$0.00	\$9,000.00	\$9,000.00	\$0.00	-100.00%
	\$1,982,119.33	\$1,878,220.00	\$2,222,990.80	\$1,997,266.00	\$585,993.75	\$1,939,508.00	\$2,127,859.00	
101 GENERAL FUND	\$1,982,119.33	\$1,878,220.00	\$2,222,990.80	\$1,997,266.00	\$585,993.75	\$1,939,508.00	\$2,127,859.00	
200 ECONOMIC DEVELOPMENT AUTHORITY								
R 200-36210 Interest Earnings	\$1,201.00	\$0.00	\$3,969.90	\$0.00	\$945.36	\$0.00	\$0.00	0.00%
	\$1,201.00	\$0.00	\$3,969.90	\$0.00	\$945.36	\$0.00	\$0.00	
200 ECONOMIC DEVELOPMENT AUTHORITY	\$1,201.00	\$0.00	\$3,969.90	\$0.00	\$945.36	\$0.00	\$0.00	
204 GAMBLING PROCEEDS								

CITY OF MAPLE PLAIN
Abdo Revenue Budget Guideline

08/18/25 11:47 AM
Page 3

Account Descr	2023 Amt	2023 Budget	2024 Amt	2024 Budget	2025 YTD Amt	2025 Budget	2026 Budget	%Diff from Cur Yr 2025
R 204-36210 Interest Earnings	\$0.00	\$0.00	\$198.76	\$0.00	\$127.31	\$0.00	\$0.00	0.00%
R 204-36211 Interest Earning/Interfund	\$0.00	\$0.00	\$0.00	\$0.00	\$0.00	\$0.00	\$0.00	0.00%
R 204-36230 Contributions & Donations	\$0.00	\$0.00	\$10,465.81	\$0.00	\$1,035.76	\$9,000.00	\$0.00	-100.00%
	\$0.00	\$0.00	\$10,664.57	\$0.00	\$1,163.07	\$9,000.00	\$0.00	
204 GAMBLING PROCEEDS	\$0.00	\$0.00	\$10,664.57	\$0.00	\$1,163.07	\$9,000.00	\$0.00	
351 2012A GO Bonds - 2021B Refund								
R 351-31000 General Property Taxes	\$0.00	\$0.00	\$0.00	\$0.00	\$0.00	\$0.00	\$0.00	0.00%
R 351-31010 Current Ad Valorem Taxes	\$23,903.14	\$23,903.00	\$25,988.00	\$25,988.00	\$13,526.50	\$27,053.00	\$25,740.00	-4.85%
R 351-31040 Fiscal Disparities	\$0.00	\$0.00	\$0.00	\$0.00	\$0.00	\$0.00	\$0.00	0.00%
R 351-36100 Special Assessments	\$5,024.80	\$0.00	\$4,236.35	\$0.00	\$1,550.22	\$3,135.00	\$0.00	-100.00%
R 351-36110 Oak-Boundary Assessments	\$0.00	\$0.00	\$0.00	\$0.00	\$0.00	\$0.00	\$0.00	0.00%
R 351-36210 Interest Earnings	\$1,115.00	\$0.00	\$3,010.92	\$0.00	\$722.24	\$0.00	\$0.00	0.00%
	\$30,042.94	\$23,903.00	\$33,235.27	\$25,988.00	\$15,798.96	\$30,188.00	\$25,740.00	
351 2012A GO Bonds - 2021B Refund	\$30,042.94	\$23,903.00	\$33,235.27	\$25,988.00	\$15,798.96	\$30,188.00	\$25,740.00	
352 2013A GO Bonds - 2021B Refund								
R 352-31010 Current Ad Valorem Taxes	\$0.03	\$0.00	\$0.00	\$0.00	\$0.00	\$0.00	\$0.00	0.00%
R 352-36100 Special Assessments	\$0.00	\$0.00	\$0.00	\$0.00	\$0.00	\$0.00	\$0.00	0.00%
R 352-36210 Interest Earnings	\$1,076.00	\$0.00	\$0.00	\$0.00	\$0.00	\$0.00	\$0.00	0.00%
	\$1,076.03	\$0.00	\$0.00	\$0.00	\$0.00	\$0.00	\$0.00	
352 2013A GO Bonds - 2021B Refund	\$1,076.03	\$0.00	\$0.00	\$0.00	\$0.00	\$0.00	\$0.00	
353 2014A GO Bonds								
R 353-31010 Current Ad Valorem Taxes	\$71,767.53	\$71,768.00	\$69,563.00	\$69,563.00	\$36,304.00	\$72,608.00	\$72,246.00	-0.50%
R 353-33400 State Grants and Aids	\$0.00	\$0.00	\$0.00	\$0.00	\$0.00	\$0.00	\$0.00	0.00%
R 353-36100 Special Assessments	\$18,738.32	\$14,626.00	\$26,355.02	\$0.00	\$6,716.83	\$5,886.26	\$0.00	-100.00%
R 353-36210 Interest Earnings	\$0.00	\$0.00	\$3,951.96	\$0.00	\$1,433.71	\$0.00	\$0.00	0.00%
R 353-39200 Interfund Operating Transfers	\$0.00	\$0.00	\$0.00	\$0.00	\$0.00	\$0.00	\$0.00	0.00%
	\$90,505.85	\$86,394.00	\$99,869.98	\$69,563.00	\$44,454.54	\$78,494.26	\$72,246.00	

CITY OF MAPLE PLAIN
Abdo Revenue Budget Guideline

08/18/25 11:47 AM
Page 4

Account Descr	2023 Amt	2023 Budget	2024 Amt	2024 Budget	2025 YTD Amt	2025 Budget	2026 Budget	%Diff from Cur Yr 2025
353 2014A GO Bonds	\$90,505.85	\$86,394.00	\$99,869.98	\$69,563.00	\$44,454.54	\$78,494.26	\$72,246.00	
354 2016A GO Bonds								
R 354-31010 Current Ad Valorem Taxes	\$31,660.63	\$31,661.00	\$30,926.00	\$30,926.00	\$15,095.50	\$30,191.00	\$29,457.00	-2.43%
R 354-36100 Special Assessments	\$8,489.60	\$10,673.00	\$8,284.04	\$0.00	\$4,252.55	\$18,043.00	\$0.00	-100.00%
R 354-36210 Interest Earnings	\$1,361.00	\$0.00	\$2,942.42	\$0.00	\$558.32	\$0.00	\$0.00	0.00%
R 354-39200 Interfund Operating Transfers	\$0.00	\$0.00	\$0.00	\$0.00	\$0.00	\$0.00	\$0.00	0.00%
R 354-39310 Bond Proceeds	\$0.00	\$0.00	\$0.00	\$0.00	\$0.00	\$0.00	\$0.00	0.00%
	\$41,511.23	\$42,334.00	\$42,152.46	\$30,926.00	\$19,906.37	\$48,234.00	\$29,457.00	
354 2016A GO Bonds	\$41,511.23	\$42,334.00	\$42,152.46	\$30,926.00	\$19,906.37	\$48,234.00	\$29,457.00	
355 2018A GO Bonds								
R 355-31000 General Property Taxes	\$0.00	\$0.00	\$0.00	\$0.00	\$0.00	\$0.00	\$0.00	0.00%
R 355-31010 Current Ad Valorem Taxes	\$44,948.29	\$44,948.00	\$48,938.00	\$48,938.00	\$23,760.00	\$47,520.00	\$46,103.00	-2.98%
R 355-32180 Other Licenses & Permits	\$0.00	\$0.00	\$0.00	\$0.00	\$0.00	\$0.00	\$0.00	0.00%
R 355-36100 Special Assessments	\$30,717.24	\$19,070.00	\$27,528.06	\$0.00	\$6,858.86	\$25,356.00	\$0.00	-100.00%
R 355-36210 Interest Earnings	\$1,874.00	\$0.00	\$5,183.23	\$0.00	\$1,204.68	\$0.00	\$0.00	0.00%
	\$77,539.53	\$64,018.00	\$81,649.29	\$48,938.00	\$31,823.54	\$72,876.00	\$46,103.00	
355 2018A GO Bonds	\$77,539.53	\$64,018.00	\$81,649.29	\$48,938.00	\$31,823.54	\$72,876.00	\$46,103.00	
356 2021A GO Bonds								
R 356-31010 Current Ad Valorem Taxes	\$39,481.41	\$39,481.00	\$39,008.00	\$39,008.00	\$19,268.00	\$38,536.00	\$38,064.00	-1.22%
R 356-36100 Special Assessments	\$14,942.21	\$0.00	\$21,723.01	\$0.00	\$13,431.76	\$22,112.00	\$0.00	-100.00%
R 356-36210 Interest Earnings	\$3,145.00	\$0.00	\$12,308.36	\$0.00	\$2,863.81	\$0.00	\$0.00	0.00%
R 356-39203 Transfer from Other Fund	\$72,514.00	\$0.00	\$0.00	\$0.00	\$0.00	\$0.00	\$0.00	0.00%
R 356-39310 Bond Proceeds	\$0.00	\$0.00	\$0.00	\$0.00	\$0.00	\$0.00	\$0.00	0.00%
	\$130,082.62	\$39,481.00	\$73,039.37	\$39,008.00	\$35,563.57	\$60,648.00	\$38,064.00	
356 2021A GO Bonds	\$130,082.62	\$39,481.00	\$73,039.37	\$39,008.00	\$35,563.57	\$60,648.00	\$38,064.00	
357 SERIES 2022A BOND PRO CAP INT								

CITY OF MAPLE PLAIN
Abdo Revenue Budget Guideline

08/18/25 11:47 AM
Page 5

Account Descr	2023 Amt	2023 Budget	2024 Amt	2024 Budget	2025 YTD Amt	2025 Budget	2026 Budget	%Diff from Cur Yr 2025
R 357-31010 Current Ad Valorem Taxes	\$76,230.00	\$0.00	\$74,550.00	\$74,550.00	\$39,060.00	\$78,120.00	\$76,230.00	-2.42%
R 357-36210 Interest Earnings	\$538.00	\$0.00	\$2,410.77	\$0.00	\$553.32	\$0.00	\$0.00	0.00%
R 357-39203 Transfer from Other Fund	\$34,652.00	\$0.00	\$0.00	\$0.00	\$0.00	\$0.00	\$0.00	0.00%
R 357-39310 Bond Proceeds	\$0.00	\$0.00	\$0.00	\$0.00	\$0.00	\$0.00	\$0.00	0.00%
	\$111,420.00	\$0.00	\$76,960.77	\$74,550.00	\$39,613.32	\$78,120.00	\$76,230.00	
357 SERIES 2022A BOND PRO CAP INT	\$111,420.00	\$0.00	\$76,960.77	\$74,550.00	\$39,613.32	\$78,120.00	\$76,230.00	
358 2024A GO Bonds								
R 358-31010 Current Ad Valorem Taxes	\$0.00	\$0.00	\$0.00	\$0.00	\$62,558.00	\$125,116.00	\$127,289.00	1.74%
R 358-36100 Special Assessments	\$0.00	\$0.00	\$138,353.68	\$0.00	\$258,444.73	\$0.00	\$0.00	0.00%
R 358-36210 Interest Earnings	\$0.00	\$0.00	\$32.78	\$0.00	\$1,934.23	\$0.00	\$0.00	0.00%
R 358-39310 Bond Proceeds	\$0.00	\$0.00	\$0.00	\$0.00	\$0.00	\$0.00	\$0.00	0.00%
R 358-39320 Bond Premium	\$0.00	\$0.00	\$145,665.15	\$0.00	\$0.00	\$0.00	\$0.00	0.00%
	\$0.00	\$0.00	\$284,051.61	\$0.00	\$322,936.96	\$125,116.00	\$127,289.00	
358 2024A GO Bonds	\$0.00	\$0.00	\$284,051.61	\$0.00	\$322,936.96	\$125,116.00	\$127,289.00	
401 PARK IMPROVEMENT FUND								
R 401-31010 Current Ad Valorem Taxes	\$0.00	\$0.00	\$0.00	\$0.00	\$0.00	\$0.00	\$0.00	0.00%
R 401-34780 Park Dedication Fees	\$0.00	\$0.00	\$0.00	\$0.00	\$0.00	\$0.00	\$0.00	0.00%
R 401-36210 Interest Earnings	\$0.00	\$0.00	\$1,246.47	\$0.00	\$647.90	\$0.00	\$0.00	0.00%
R 401-36230 Contributions & Donations	\$0.00	\$0.00	\$24,000.00	\$0.00	\$10,000.00	\$0.00	\$0.00	0.00%
R 401-39200 Interfund Operating Transfers	\$0.00	\$0.00	\$0.00	\$0.00	\$0.00	\$0.00	\$0.00	0.00%
R 401-39201 Transfer from General Fund	\$0.00	\$0.00	\$0.00	\$0.00	\$0.00	\$0.00	\$24,400.00	0.00%
R 401-39202 Contribution-Enterprise Fund	\$0.00	\$0.00	\$0.00	\$0.00	\$0.00	\$0.00	\$0.00	0.00%
R 401-39203 Transfer from Other Fund	\$0.00	\$0.00	\$28,750.00	\$0.00	\$0.00	\$0.00	\$0.00	0.00%
	\$0.00	\$0.00	\$53,996.47	\$0.00	\$10,647.90	\$0.00	\$24,400.00	
401 PARK IMPROVEMENT FUND	\$0.00	\$0.00	\$53,996.47	\$0.00	\$10,647.90	\$0.00	\$24,400.00	
451 CAPITAL IMPROVEMENT PROJECTS								
R 451-31010 Current Ad Valorem Taxes	\$0.00	\$0.00	\$0.00	\$0.00	\$0.00	\$0.00	\$0.00	0.00%
R 451-33000 Intergovernmental Revenues	\$0.00	\$0.00	\$57,364.00	\$0.00	\$0.00	\$0.00	\$0.00	0.00%

CITY OF MAPLE PLAIN
Abdo Revenue Budget Guideline

08/18/25 11:47 AM
Page 6

Account Descr	2023 Amt	2023 Budget	2024 Amt	2024 Budget	2025 YTD Amt	2025 Budget	2026 Budget	%Diff from Cur Yr 2025
R 451-33630 Other LGU Grants & Aid	\$0.00	\$0.00	\$0.00	\$0.00	\$0.00	\$0.00	\$0.00	0.00%
R 451-34780 Park Dedication Fees	\$27,573.00	\$0.00	\$0.00	\$0.00	\$0.00	\$0.00	\$0.00	0.00%
R 451-36210 Interest Earnings	\$31,495.00	\$0.00	\$113,751.67	\$0.00	\$25,458.36	\$0.00	\$0.00	0.00%
R 451-36230 Contributions & Donations	\$0.00	\$0.00	\$0.00	\$0.00	\$0.00	\$0.00	\$0.00	0.00%
R 451-39200 Interfund Operating Transfers	\$110,000.00	\$0.00	\$110,000.00	\$110,000.00	\$16,200.00	\$0.00	\$0.00	0.00%
R 451-39201 Transfer from General Fund	\$0.00	\$0.00	\$0.00	\$0.00	\$110,000.00	\$0.00	\$24,400.00	0.00%
R 451-39202 Contribution-Enterprise Fund	\$0.00	\$0.00	\$0.00	\$0.00	\$0.00	\$0.00	\$0.00	0.00%
	\$169,068.00	\$0.00	\$281,115.67	\$110,000.00	\$151,658.36	\$0.00	\$24,400.00	
451 CAPITAL IMPROVEMENT PROJECTS	\$169,068.00	\$0.00	\$281,115.67	\$110,000.00	\$151,658.36	\$0.00	\$24,400.00	
452 METROPOLITAN COUNCIL GRANT								
R 452-39203 Transfer from Other Fund	\$0.00	\$0.00	\$179,729.23	\$0.00	\$0.00	\$0.00	\$0.00	0.00%
	\$0.00	\$0.00	\$179,729.23	\$0.00	\$0.00	\$0.00	\$0.00	
452 METROPOLITAN COUNCIL GRANT	\$0.00	\$0.00	\$179,729.23	\$0.00	\$0.00	\$0.00	\$0.00	
453 2021 STREET RECONSTRUCTION PJ								
R 453-33620 Other County Grants & Aid	\$0.00	\$0.00	\$0.00	\$0.00	\$0.00	\$0.00	\$0.00	0.00%
R 453-36210 Interest Earnings	\$509.00	\$0.00	\$49.73	\$0.00	\$0.57	\$0.00	\$0.00	0.00%
R 453-39310 Bond Proceeds	\$0.00	\$0.00	\$0.00	\$0.00	\$0.00	\$0.00	\$0.00	0.00%
R 453-39320 Bond Premium	\$0.00	\$0.00	\$0.00	\$0.00	\$0.00	\$0.00	\$0.00	0.00%
	\$509.00	\$0.00	\$49.73	\$0.00	\$0.57	\$0.00	\$0.00	
453 2021 STREET RECONSTRUCTION PJ	\$509.00	\$0.00	\$49.73	\$0.00	\$0.57	\$0.00	\$0.00	
455 2022 STREET IMPROVEMENTS								
R 455-36210 Interest Earnings	\$1,312.00	\$0.00	\$97.05	\$0.00	\$1.11	\$0.00	\$0.00	0.00%
R 455-39310 Bond Proceeds	\$0.00	\$0.00	\$0.00	\$0.00	\$0.00	\$0.00	\$0.00	0.00%
R 455-39320 Bond Premium	\$0.00	\$0.00	\$0.00	\$0.00	\$0.00	\$0.00	\$0.00	0.00%
	\$1,312.00	\$0.00	\$97.05	\$0.00	\$1.11	\$0.00	\$0.00	
455 2022 STREET IMPROVEMENTS	\$1,312.00	\$0.00	\$97.05	\$0.00	\$1.11	\$0.00	\$0.00	
458 2024 STREET RECONSTRUCTION								

CITY OF MAPLE PLAIN
Abdo Revenue Budget Guideline

08/18/25 11:47 AM
Page 7

Account Descr	2023 Amt	2023 Budget	2024 Amt	2024 Budget	2025 YTD Amt	2025 Budget	2026 Budget	%Diff from Cur Yr 2025
R 458-36210 Interest Earnings	\$0.00	\$0.00	\$102,018.63	\$0.00	\$34,097.70	\$0.00	\$0.00	0.00%
R 458-39310 Bond Proceeds	\$0.00	\$0.00	\$3,455,800.00	\$0.00	\$0.00	\$0.00	\$0.00	0.00%
R 458-39320 Bond Premium	\$0.00	\$0.00	\$0.00	\$0.00	\$0.00	\$0.00	\$0.00	0.00%
	\$0.00	\$0.00	\$3,557,818.63	\$0.00	\$34,097.70	\$0.00	\$0.00	
458 2024 STREET RECONSTRUCTION	\$0.00	\$0.00	\$3,557,818.63	\$0.00	\$34,097.70	\$0.00	\$0.00	
459 City Hall Development								
R 459-31010 Current Ad Valorem Taxes	\$0.00	\$0.00	\$0.00	\$0.00	\$0.00	\$0.00	\$0.00	0.00%
R 459-34950 Other Revenues	\$0.00	\$0.00	\$10,000.00	\$0.00	\$0.00	\$0.00	\$0.00	0.00%
R 459-36210 Interest Earnings	\$0.00	\$0.00	\$55.93	\$0.00	\$116.11	\$0.00	\$0.00	0.00%
R 459-39201 Transfer from General Fund	\$0.00	\$0.00	\$0.00	\$0.00	\$0.00	\$0.00	\$24,400.00	0.00%
R 459-39203 Transfer from Other Fund	\$0.00	\$0.00	\$0.00	\$0.00	\$0.00	\$0.00	\$0.00	0.00%
	\$0.00	\$0.00	\$10,055.93	\$0.00	\$116.11	\$0.00	\$24,400.00	
459 City Hall Development	\$0.00	\$0.00	\$10,055.93	\$0.00	\$116.11	\$0.00	\$24,400.00	
460 Public Works CIP								
R 460-31010 Current Ad Valorem Taxes	\$0.00	\$0.00	\$0.00	\$0.00	\$0.00	\$0.00	\$0.00	0.00%
R 460-36210 Interest Earnings	\$0.00	\$0.00	\$0.00	\$0.00	\$0.00	\$0.00	\$0.00	0.00%
R 460-39201 Transfer from General Fund	\$0.00	\$0.00	\$0.00	\$0.00	\$0.00	\$0.00	\$24,400.00	0.00%
	\$0.00	\$0.00	\$0.00	\$0.00	\$0.00	\$0.00	\$24,400.00	
460 Public Works CIP	\$0.00	\$0.00	\$0.00	\$0.00	\$0.00	\$0.00	\$24,400.00	
461 Street Improvement CIP								
R 461-31010 Current Ad Valorem Taxes	\$0.00	\$0.00	\$0.00	\$0.00	\$0.00	\$0.00	\$0.00	0.00%
R 461-36210 Interest Earnings	\$0.00	\$0.00	\$0.00	\$0.00	\$0.00	\$0.00	\$0.00	0.00%
R 461-39201 Transfer from General Fund	\$0.00	\$0.00	\$0.00	\$0.00	\$0.00	\$0.00	\$24,400.00	0.00%
	\$0.00	\$0.00	\$0.00	\$0.00	\$0.00	\$0.00	\$24,400.00	
461 Street Improvement CIP	\$0.00	\$0.00	\$0.00	\$0.00	\$0.00	\$0.00	\$24,400.00	
501 EQUIPMENT REPLACEMENT FUND								

CITY OF MAPLE PLAIN
Abdo Revenue Budget Guideline

08/18/25 11:47 AM
Page 8

Account Descr	2023 Amt	2023 Budget	2024 Amt	2024 Budget	2025 YTD Amt	2025 Budget	2026 Budget	%Diff from Cur Yr 2025
R 501-39200 Interfund Operating Transfers	\$0.00	\$0.00	\$12,000.00	\$0.00	\$12,000.00	\$0.00	\$0.00	0.00%
	\$0.00	\$0.00	\$12,000.00	\$0.00	\$12,000.00	\$0.00	\$0.00	
501 EQUIPMENT REPLACEMENT FUND	\$0.00	\$0.00	\$12,000.00	\$0.00	\$12,000.00	\$0.00	\$0.00	
700 RIGHT OF WAY ESCROWS								
R 700-36210 Interest Earnings	\$75.00	\$0.00	\$0.00	\$0.00	\$0.00	\$0.00	\$0.00	0.00%
	\$75.00	\$0.00	\$0.00	\$0.00	\$0.00	\$0.00	\$0.00	
700 RIGHT OF WAY ESCROWS	\$75.00	\$0.00	\$0.00	\$0.00	\$0.00	\$0.00	\$0.00	
801 FIRE PARTNERSHIP FUND								
R 801-33000 Intergovernmental Revenues	\$0.00	\$0.00	\$2,717.44	\$0.00	\$0.00	\$0.00	\$0.00	0.00%
R 801-33100 American Rescue Plan	\$0.00	\$0.00	\$0.00	\$0.00	\$0.00	\$0.00	\$0.00	0.00%
R 801-33160 Other Federal Grants	\$0.00	\$0.00	\$0.00	\$0.00	\$0.00	\$0.00	\$0.00	0.00%
R 801-33400 State Grants and Aids	\$0.00	\$0.00	\$0.00	\$0.00	\$0.00	\$0.00	\$0.00	0.00%
R 801-33420 State 2% Fire Relief Aid	\$38,567.35	\$34,000.00	\$49,027.05	\$36,000.00	\$0.00	\$38,500.00	\$0.00	-100.00%
R 801-33422 Other State Aid Grants	\$0.00	\$0.00	\$0.00	\$0.00	\$0.00	\$0.00	\$0.00	0.00%
R 801-33423 State Training Reimbursements	\$13,920.00	\$4,500.00	\$13,425.50	\$7,500.00	\$0.00	\$10,000.00	\$0.00	-100.00%
R 801-33424 State Retirement Reimbursemen	\$1,000.00	\$1,000.00	\$0.00	\$1,000.00	\$0.00	\$1,000.00	\$0.00	-100.00%
R 801-34207 Maple Plain Fire Protect. Pmt.	\$226,292.52	\$226,292.49	\$224,304.96	\$229,389.00	\$103,039.98	\$206,080.00	\$0.00	-100.00%
R 801-34208 Independence Fire Protect. Pmt	\$243,443.40	\$243,443.43	\$278,809.00	\$261,782.00	\$147,320.25	\$252,549.00	\$0.00	-100.00%
R 801-34209 Medina Fire Protect. Pmt.	\$15,750.00	\$15,000.00	\$16,537.50	\$15,000.00	\$0.00	\$0.00	\$0.00	0.00%
R 801-34210 Three Rivers Fire Protect. Pmt	\$1,500.00	\$1,500.00	\$1,500.00	\$1,500.00	\$0.00	\$1,500.00	\$0.00	-100.00%
R 801-34950 Other Revenues	\$200.00	\$0.00	\$200.50	\$0.00	\$0.00	\$0.00	\$0.00	0.00%
R 801-36210 Interest Earnings	\$1,180.39	\$0.00	\$5,781.02	\$0.00	\$266.40	\$4,500.00	\$0.00	-100.00%
R 801-36230 Contributions & Donations	\$0.00	\$0.00	\$150.00	\$0.00	\$0.00	\$0.00	\$0.00	0.00%
R 801-36250 Refunds & Reimbursements	\$0.00	\$0.00	\$180.00	\$0.00	\$439.07	\$0.00	\$0.00	0.00%
R 801-39101 Sales of Fixed Assets & Lease	\$0.00	\$0.00	\$0.00	\$0.00	\$0.00	\$0.00	\$0.00	0.00%
R 801-39201 Transfer from General Fund	\$0.00	\$0.00	\$0.00	\$0.00	\$0.00	\$0.00	\$0.00	0.00%
	\$541,853.66	\$525,735.92	\$592,632.97	\$552,171.00	\$251,065.70	\$514,129.00	\$0.00	
801 FIRE PARTNERSHIP FUND	\$541,853.66	\$525,735.92	\$592,632.97	\$552,171.00	\$251,065.70	\$514,129.00	\$0.00	

CITY OF MAPLE PLAIN
Abdo Revenue Budget Guideline

Account Descr	2023 Amt	2023 Budget	2024 Amt	2024 Budget	2025 YTD Amt	2025 Budget	2026 Budget	%Diff from Cur Yr 2025
802 FIRE EQUIP & CAPITAL FUND								
R 802-33100 American Rescue Plan	\$0.00	\$0.00	\$0.00	\$0.00	\$0.00	\$0.00	\$0.00	0.00%
R 802-36200 Miscellaneous Revenues	\$0.00	\$0.00	\$8,612.71	\$0.00	\$0.00	\$0.00	\$0.00	0.00%
R 802-36210 Interest Earnings	\$0.00	\$0.00	\$7,789.23	\$0.00	\$3,543.82	\$0.00	\$0.00	0.00%
R 802-37240 Senior Sales	\$0.00	\$0.00	\$0.00	\$0.00	\$0.00	\$0.00	\$0.00	0.00%
R 802-39101 Sales of Fixed Assets & Lease	\$0.00	\$0.00	\$0.00	\$0.00	\$0.00	\$0.00	\$0.00	0.00%
R 802-39200 Interfund Operating Transfers	\$65,000.00	\$0.00	\$0.00	\$65,000.00	\$65,000.00	\$65,000.00	\$0.00	-100.00%
R 802-39201 Transfer from General Fund	\$0.00	\$0.00	\$0.00	\$0.00	\$0.00	\$0.00	\$0.00	0.00%
R 802-39300 Proceeds-Gen Long-term Debt	\$0.00	\$0.00	\$0.00	\$0.00	\$0.00	\$0.00	\$0.00	0.00%
	\$65,000.00	\$0.00	\$16,401.94	\$65,000.00	\$68,543.82	\$65,000.00	\$0.00	
802 FIRE EQUIP & CAPITAL FUND	\$65,000.00	\$0.00	\$16,401.94	\$65,000.00	\$68,543.82	\$65,000.00	\$0.00	
	\$3,243,316.19	\$2,660,085.92	\$7,632,481.64	\$3,013,410.00	\$1,626,330.71	\$3,021,313.26	\$2,664,988.00	

((((((((((([Fund]<>"601" Or [Fund] IS Null)) AND ([Fund]<>"602" Or [Fund] IS Null)) AND ([Fund]<>"603" Or [Fund] IS Null)) AND ([Fund]<>"604" Or [Fund] IS Null))

CITY OF MAPLE PLAIN
Abdo Expenditure Budget Guidelines

08/18/25 10:50 AM

Page 1

Account Descr	2023 Amt	2023 Budget	2024 Amt	2024 Budget	2025 YTD Amt	2025 Budget	2026 Budget	%Diff from Cur Yr 2025
101 GENERAL FUND								
41110 Council								
E 101-41110-103 Part-Time Employees	\$31,600.00	\$31,500.00	\$36,850.00	\$32,760.00	\$13,850.00	\$32,760.00	\$32,760.00	0.00%
E 101-41110-121 PERA Contribution	\$1,320.00	\$1,898.00	\$1,827.50	\$1,974.00	\$550.00	\$1,640.00	\$1,640.00	0.00%
E 101-41110-122 FICA Contribution	\$1,239.41	\$2,419.00	\$660.41	\$2,506.00	\$432.40	\$2,510.00	\$2,510.00	0.00%
E 101-41110-125 MN Paid Leave	\$0.00	\$0.00	\$0.00	\$0.00	\$0.00	\$0.00	\$290.00	0.00%
E 101-41110-151 Worker s Comp Insurance	\$111.99	\$260.00	\$134.74	\$270.00	\$99.00	\$100.00	\$100.00	0.00%
E 101-41110-201 Operating Supplies	\$0.00	\$0.00	\$0.00	\$0.00	\$471.13	\$600.00	\$600.00	0.00%
E 101-41110-302 Planning Services	\$0.00	\$0.00	\$0.00	\$0.00	\$0.00	\$0.00	\$0.00	0.00%
E 101-41110-303 Engineering Services	\$0.00	\$0.00	\$0.00	\$0.00	\$0.00	\$0.00	\$0.00	0.00%
E 101-41110-304 Legal Services	\$0.00	\$0.00	\$0.00	\$0.00	\$0.00	\$0.00	\$0.00	0.00%
E 101-41110-309 EDP, Software and Design	\$0.00	\$0.00	\$5,979.95	\$0.00	\$2,389.80	\$0.00	\$3,500.00	0.00%
E 101-41110-311 Contract Service	\$25,542.50	\$10,500.00	\$4,557.50	\$10,500.00	\$0.00	\$0.00	\$5,000.00	0.00%
E 101-41110-319 Other Consulting Services	\$0.00	\$0.00	\$0.00	\$0.00	\$0.00	\$0.00	\$0.00	0.00%
E 101-41110-331 Training & Travel	\$6,191.91	\$3,375.00	\$6,014.97	\$3,510.00	\$2,537.58	\$3,500.00	\$5,450.00	55.71%
E 101-41110-433 Dues & Subscriptions	\$3,336.00	\$5,055.00	\$3,259.00	\$5,252.00	\$6,304.70	\$5,577.00	\$5,992.00	7.44%
E 101-41110-434 Awards & Indemnities	\$0.00	\$0.00	\$0.00	\$0.00	\$189.01	\$1,000.00	\$500.00	-50.00%
E 101-41110-437 Miscellaneous	\$1,303.39	\$3,965.00	\$9,023.50	\$4,124.00	\$0.00	\$0.00	\$0.00	0.00%
E 101-41110-445 Food and Beverage	\$0.00	\$0.00	\$0.00	\$0.00	\$711.02	\$600.00	\$800.00	33.33%
E 101-41110-560 Office Equipment & Furnishings	\$0.00	\$0.00	\$0.00	\$0.00	\$867.55	\$0.00	\$0.00	0.00%
41110 Council	\$70,645.20	\$58,972.00	\$68,307.57	\$60,896.00	\$28,402.19	\$48,287.00	\$59,142.00	
41410 Elections								
E 101-41410-104 Temporary Employees - Regular	\$0.00	\$0.00	\$3,260.50	\$2,600.00	\$0.00	\$0.00	\$3,500.00	0.00%
E 101-41410-121 PERA Contribution	\$0.00	\$0.00	\$0.00	\$1,560.00	\$0.00	\$0.00	\$0.00	0.00%
E 101-41410-122 FICA Contribution	\$0.00	\$0.00	\$180.30	\$4,064.00	\$0.00	\$0.00	\$200.00	0.00%
E 101-41410-201 Operating Supplies	\$0.00	\$0.00	\$557.95	\$0.00	\$0.00	\$0.00	\$600.00	0.00%
E 101-41410-207 Training Supplies	\$0.00	\$0.00	\$0.00	\$0.00	\$0.00	\$0.00	\$0.00	0.00%
E 101-41410-309 EDP, Software and Design	\$0.00	\$0.00	\$0.00	\$0.00	\$0.00	\$0.00	\$785.00	0.00%
E 101-41410-351 Legal Notices Publishing	\$0.00	\$0.00	\$176.77	\$0.00	\$0.00	\$0.00	\$200.00	0.00%
E 101-41410-437 Miscellaneous	\$164.10	\$1,000.00	\$2,563.54	\$0.00	\$0.00	\$0.00	\$0.00	0.00%
E 101-41410-445 Food and Beverage	\$0.00	\$0.00	\$0.00	\$0.00	\$0.00	\$0.00	\$400.00	0.00%
E 101-41410-580 Other Equipment	\$0.00	\$0.00	\$0.00	\$0.00	\$0.00	\$0.00	\$0.00	0.00%
41410 Elections	\$164.10	\$1,000.00	\$6,739.06	\$8,224.00	\$0.00	\$0.00	\$5,685.00	
41500 Financial Administration								
E 101-41500-101 Full-Time Employees - Regular	\$212,646.27	\$209,325.00	\$171,864.45	\$216,763.00	\$82,600.00	\$177,320.00	\$187,460.00	5.72%

Account Descr	2023 Amt	2023 Budget	2024 Amt	2024 Budget	2025 YTD Amt	2025 Budget	2026 Budget	%Diff from Cur Yr 2025
E 101-41500-102 Full-Time Employees - Overtime	\$364.27	\$0.00	\$394.74	\$0.00	\$0.00	\$0.00	\$0.00	0.00%
E 101-41500-103 Part-Time Employees	\$21,966.59	\$20,442.00	\$32,449.81	\$23,618.00	\$6,413.00	\$13,520.00	\$13,930.00	3.03%
E 101-41500-105 Temporary Employees - Overtime	\$0.00	\$0.00	\$0.00	\$0.00	\$0.00	\$0.00	\$0.00	0.00%
E 101-41500-106 Administrative Internship	\$0.00	\$0.00	\$0.00	\$0.00	\$0.00	\$0.00	\$0.00	0.00%
E 101-41500-115 Educational Assistance	\$0.00	\$0.00	\$0.00	\$0.00	\$0.00	\$0.00	\$0.00	0.00%
E 101-41500-121 PERA Contribution	\$12,792.45	\$16,658.00	\$14,069.56	\$17,324.00	\$6,676.04	\$14,310.00	\$15,100.00	5.52%
E 101-41500-122 FICA Contribution	\$14,057.99	\$17,577.00	\$15,761.97	\$17,683.00	\$6,657.75	\$14,600.00	\$15,410.00	5.55%
E 101-41500-125 MN Paid Leave	\$0.00	\$0.00	\$0.00	\$0.00	\$0.00	\$0.00	\$1,770.00	0.00%
E 101-41500-131 Employer Paid Health Insurance	\$13,654.46	\$26,000.00	\$19,333.01	\$28,849.00	\$6,806.07	\$16,670.00	\$17,555.00	5.31%
E 101-41500-132 Employer Paid Dental Insurance	\$881.46	\$1,971.00	\$1,066.20	\$1,838.00	\$612.48	\$1,230.00	\$1,230.00	0.00%
E 101-41500-133 Employer Paid Life Insurance	\$110.07	\$99.00	\$48.81	\$134.00	\$48.12	\$60.00	\$60.00	0.00%
E 101-41500-140 Unemployment Comp (GENERAL)	\$0.00	\$0.00	\$0.00	\$0.00	\$0.00	\$0.00	\$0.00	0.00%
E 101-41500-142 Unemployment Benefit Payments	\$0.00	\$0.00	\$15,080.26	\$0.00	\$0.00	\$0.00	\$0.00	0.00%
E 101-41500-151 Worker s Comp Insurance	\$1,699.01	\$1,300.00	\$4,043.83	\$1,352.00	\$1,161.00	\$1,400.00	\$1,450.00	3.57%
E 101-41500-201 Operating Supplies	\$2,449.39	\$2,500.00	\$7,626.93	\$2,600.00	\$1,548.69	\$2,600.00	\$2,600.00	0.00%
E 101-41500-202 Duplicating & Copying Supply	\$13.00	\$0.00	\$0.00	\$0.00	\$0.00	\$0.00	\$0.00	0.00%
E 101-41500-204 Envelopes & Letterhead	\$0.00	\$0.00	\$0.00	\$0.00	\$0.00	\$0.00	\$0.00	0.00%
E 101-41500-301 Auditing & Accounting Services	\$49,344.00	\$40,000.00	\$131,524.51	\$41,600.00	\$45,458.11	\$85,500.00	\$70,235.00	-17.85%
E 101-41500-309 EDP, Software and Design	\$16,708.27	\$12,000.00	\$41,393.76	\$12,480.00	\$19,686.36	\$25,137.00	\$30,000.00	19.35%
E 101-41500-311 Contract Service	\$0.00	\$0.00	\$0.00	\$0.00	\$39,188.29	\$0.00	\$2,800.00	0.00%
E 101-41500-312 Financial Services	\$0.00	\$0.00	\$0.00	\$0.00	\$0.00	\$0.00	\$0.00	0.00%
E 101-41500-321 Telephone & Internet	\$2,742.01	\$2,760.00	\$3,504.64	\$2,870.00	\$1,928.00	\$2,870.00	\$4,750.00	65.51%
E 101-41500-322 Postage	\$8.00	\$1,700.00	\$871.87	\$1,768.00	\$847.31	\$0.00	\$575.00	0.00%
E 101-41500-331 Training & Travel	\$901.54	\$2,320.00	\$2,884.93	\$2,413.00	\$2,901.30	\$4,800.00	\$8,025.00	67.19%
E 101-41500-340 Advertising	\$0.00	\$0.00	\$0.00	\$0.00	\$0.00	\$0.00	\$0.00	0.00%
E 101-41500-350 Printing & Binding	\$0.00	\$0.00	\$0.00	\$0.00	\$0.00	\$0.00	\$0.00	0.00%
E 101-41500-352 General Public Information	\$6,368.35	\$10,324.00	\$3,733.86	\$10,737.00	\$1,774.65	\$2,500.00	\$2,500.00	0.00%
E 101-41500-361 General Liability Insurance	\$4,521.24	\$4,500.00	\$4,602.00	\$4,680.00	\$4,680.00	\$4,930.00	\$5,200.00	5.48%
E 101-41500-363 Automotive Insurance	\$407.00	\$424.00	\$635.68	\$441.00	\$590.00	\$620.00	\$670.00	8.06%
E 101-41500-400 Equipment Repair & Maintenance	\$0.00	\$500.00	\$0.00	\$520.00	\$0.00	\$500.00	\$0.00	-100.00%
E 101-41500-412 Building Rentals	\$0.00	\$0.00	\$0.00	\$0.00	\$0.00	\$0.00	\$0.00	0.00%
E 101-41500-413 Office Equipment Rental	\$0.00	\$0.00	\$1,577.20	\$0.00	\$874.32	\$0.00	\$0.00	0.00%
E 101-41500-419 General Rentals	\$3,782.39	\$3,529.00	\$657.11	\$3,670.00	\$587.95	\$3,600.00	\$850.00	-76.39%
E 101-41500-433 Dues & Subscriptions	\$99.00	\$1,065.00	\$628.70	\$1,108.00	\$201.00	\$1,785.00	\$600.00	-66.39%
E 101-41500-437 Miscellaneous	\$2,844.82	\$3,077.00	\$2,165.66	\$3,200.00	\$711.01	\$0.00	\$0.00	0.00%
E 101-41500-445 Food and Beverage	\$0.00	\$0.00	\$0.00	\$0.00	\$240.00	\$150.00	\$300.00	100.00%
E 101-41500-455 Bank Fees	\$0.00	\$0.00	\$0.00	\$0.00	\$518.90	\$2,400.00	\$1,250.00	-47.92%
E 101-41500-560 Office Equipment & Furnishings	\$50.00	\$0.00	\$350.98	\$0.00	\$100.00	\$300.00	\$600.00	100.00%
E 101-41500-580 Other Equipment	\$0.00	\$0.00	\$0.00	\$0.00	\$0.00	\$0.00	\$0.00	0.00%

Account Descr	2023 Amt	2023 Budget	2024 Amt	2024 Budget	2025 YTD Amt	2025 Budget	2026 Budget	%Diff from Cur Yr 2025
E 101-41500-715 Depreciation Expense Transfer	\$0.00	\$0.00	\$0.00	\$0.00	\$0.00	\$0.00	\$0.00	0.00%
E 101-41500-720 Operating Transfers	\$0.00	\$0.00	\$0.00	\$0.00	\$0.00	\$0.00	\$0.00	0.00%
41500 Financial Administration	\$368,411.58	\$378,071.00	\$476,270.47	\$395,648.00	\$232,810.35	\$376,802.00	\$384,920.00	
41550 Assessing								
E 101-41550-305 Assessing Services	\$33,822.50	\$23,153.00	\$23,800.00	\$24,079.00	\$0.00	\$0.00	\$0.00	0.00%
41550 Assessing	\$33,822.50	\$23,153.00	\$23,800.00	\$24,079.00	\$0.00	\$0.00	\$0.00	
41610 City Attorney								
E 101-41610-304 Legal Services	\$48,339.75	\$37,000.00	\$73,481.82	\$38,480.00	\$17,036.00	\$38,000.00	\$39,330.00	3.50%
E 101-41610-305 Assessing Services	\$0.00	\$0.00	\$0.00	\$0.00	\$0.00	\$0.00	\$0.00	0.00%
41610 City Attorney	\$48,339.75	\$37,000.00	\$73,481.82	\$38,480.00	\$17,036.00	\$38,000.00	\$39,330.00	
41910 Planning and Zoning								
E 101-41910-302 Planning Services	\$12,085.00	\$20,000.00	\$13,082.92	\$20,800.00	\$7,849.25	\$20,800.00	\$21,000.00	0.96%
E 101-41910-309 EDP, Software and Design	\$0.00	\$0.00	\$0.00	\$0.00	\$1,450.00	\$0.00	\$3,519.00	0.00%
E 101-41910-702 Code Enforcement Expenses	\$0.00	\$5,000.00	\$0.00	\$5,200.00	\$0.00	\$0.00	\$0.00	0.00%
41910 Planning and Zoning	\$12,085.00	\$25,000.00	\$13,082.92	\$26,000.00	\$9,299.25	\$20,800.00	\$24,519.00	
41940 General Government Buildings								
E 101-41940-223 Building Repair Supplies	\$394.87	\$0.00	\$0.00	\$0.00	\$0.00	\$0.00	\$0.00	0.00%
E 101-41940-387 Office Lease	\$3,196.40	\$37,568.00	-\$3,195.84	\$39,128.00	\$19,999.98	\$40,000.00	\$44,000.00	10.00%
E 101-41940-400 Equipment Repair & Maintenance	\$1,078.48	\$2,000.00	\$0.00	\$2,080.00	\$0.00	\$2,000.00	\$0.00	-100.00%
E 101-41940-412 Building Rentals	\$0.00	\$0.00	\$0.00	\$0.00	\$0.00	\$0.00	\$0.00	0.00%
E 101-41940-437 Miscellaneous	\$2,704.00	\$2,000.00	\$0.00	\$2,080.00	\$0.00	\$0.00	\$0.00	0.00%
E 101-41940-601 Bond Principal	\$36,387.00	\$0.00	\$37,923.00	\$0.00	\$0.00	\$0.00	\$0.00	0.00%
E 101-41940-611 Bond Interest	\$1,181.00	\$0.00	\$700.00	\$0.00	\$0.00	\$0.00	\$0.00	0.00%
41940 General Government Buildings	\$44,941.75	\$41,568.00	\$35,427.16	\$43,288.00	\$19,999.98	\$42,000.00	\$44,000.00	
42110 Police Department								
E 101-42110-304 Legal Services	\$11,525.54	\$12,000.00	\$10,169.80	\$12,480.00	\$5,343.80	\$12,500.00	\$13,000.00	4.00%
E 101-42110-306 Police Administration	\$668,170.60	\$668,171.00	\$688,348.37	\$688,370.00	\$482,273.14	\$726,923.00	\$815,395.00	12.17%
E 101-42110-311 Contract Service	\$39.35	\$1,000.00	\$0.00	\$0.00	\$600.00	\$1,000.00	\$1,000.00	0.00%
E 101-42110-317 Board & Booking Fees	\$374.00	\$2,800.00	\$1,019.01	\$1,040.00	\$445.12	\$1,000.00	\$1,000.00	0.00%
E 101-42110-437 Miscellaneous	\$600.00	\$0.00	\$60,650.00	\$2,912.00	\$818.93	\$2,000.00	\$1,000.00	-50.00%
42110 Police Department	\$680,709.49	\$683,971.00	\$760,187.18	\$704,802.00	\$489,480.99	\$743,423.00	\$831,395.00	
42290 Fire Department								
E 101-42290-223 Building Repair Supplies	\$0.00	\$0.00	\$0.00	\$0.00	\$0.00	\$1,000.00	\$0.00	-100.00%
E 101-42290-307 Fire Administration	\$226,292.52	\$228,955.00	\$224,304.96	\$224,305.00	\$103,039.98	\$206,080.00	\$263,925.00	28.07%
E 101-42290-401 Building Repair & Maintenance	\$0.00	\$0.00	\$0.00	\$0.00	\$1,857.20	\$1,000.00	\$6,000.00	500.00%
E 101-42290-520 Buildings & Structures	\$0.00	\$0.00	\$0.00	\$0.00	\$0.00	\$500.00	\$0.00	-100.00%

Account Descr	2023 Amt	2023 Budget	2024 Amt	2024 Budget	2025 YTD Amt	2025 Budget	2026 Budget	%Diff from Cur Yr 2025
42290 Fire Department	\$226,292.52	\$228,955.00	\$224,304.96	\$224,305.00	\$104,897.18	\$208,580.00	\$269,925.00	
42400 Building Inspection								
E 101-42400-308 Building Inspection	\$22,446.84	\$20,000.00	\$15,574.05	\$20,800.00	\$3,404.88	\$20,000.00	\$15,000.00	-25.00%
E 101-42400-309 EDP, Software and Design	\$0.00	\$0.00	\$0.00	\$0.00	\$0.00	\$0.00	\$4,111.00	0.00%
42400 Building Inspection	\$22,446.84	\$20,000.00	\$15,574.05	\$20,800.00	\$3,404.88	\$20,000.00	\$19,111.00	
42500 Civil Defense								
E 101-42500-311 Contract Service	\$1,548.98	\$581.00	\$1,474.82	\$604.00	\$599.64	\$500.00	\$650.00	30.00%
E 101-42500-580 Other Equipment	\$0.00	\$0.00	\$0.00	\$0.00	\$0.00	\$0.00	\$0.00	0.00%
42500 Civil Defense	\$1,548.98	\$581.00	\$1,474.82	\$604.00	\$599.64	\$500.00	\$650.00	
43000 Public Works (GENERAL)								
E 101-43000-104 Temporary Employees - Regular	-\$835.00	\$0.00	\$0.00	\$0.00	\$0.00	\$0.00	\$0.00	0.00%
E 101-43000-122 FICA Contribution	\$0.00	\$0.00	\$0.00	\$0.00	\$0.00	\$0.00	\$0.00	0.00%
E 101-43000-131 Employer Paid Health Insurance	\$75.00	\$0.00	\$67.50	\$0.00	\$18.75	\$0.00	\$0.00	0.00%
E 101-43000-201 Operating Supplies	\$587.77	\$250.00	\$817.16	\$260.00	\$0.00	\$500.00	\$500.00	0.00%
E 101-43000-212 Motor Fuels	\$5,616.75	\$1,700.00	\$604.88	\$1,768.00	\$896.91	\$1,700.00	\$1,000.00	-41.18%
E 101-43000-213 Lubricants & Additives	\$0.00	\$0.00	\$0.00	\$0.00	\$0.00	\$500.00	\$250.00	-50.00%
E 101-43000-215 Shop Materials	\$542.99	\$550.00	\$65.94	\$572.00	\$3,140.75	\$2,300.00	\$2,300.00	0.00%
E 101-43000-221 Equipment Parts	\$5,722.57	\$1,000.00	\$100.34	\$1,040.00	\$728.57	\$1,200.00	\$1,200.00	0.00%
E 101-43000-225 Landscaping Materials	\$0.00	\$0.00	\$0.00	\$0.00	\$215.91	\$750.00	\$1,000.00	33.33%
E 101-43000-229 Sand & Salt Materials	\$0.00	\$0.00	\$0.00	\$0.00	\$0.00	\$0.00	\$0.00	0.00%
E 101-43000-240 Small Tools & Minor Equipment	\$0.00	\$0.00	\$0.00	\$0.00	\$0.00	\$0.00	\$0.00	0.00%
E 101-43000-302 Planning Services	\$0.00	\$0.00	\$0.00	\$0.00	\$0.00	\$0.00	\$0.00	0.00%
E 101-43000-303 Engineering Services	\$21,488.75	\$10,000.00	\$43,963.50	\$10,400.00	\$11,479.50	\$15,000.00	\$15,000.00	0.00%
E 101-43000-311 Contract Service	\$32,024.60	\$29,028.00	\$42,916.86	\$30,189.00	\$21,984.30	\$30,189.00	\$40,352.00	33.66%
E 101-43000-321 Telephone & Internet	\$0.00	\$0.00	\$0.00	\$0.00	\$0.00	\$0.00	\$0.00	0.00%
E 101-43000-323 Radio Units/Technology	\$0.00	\$0.00	\$0.00	\$0.00	\$0.00	\$0.00	\$1,500.00	0.00%
E 101-43000-361 General Liability Insurance	\$1,247.00	\$1,150.00	\$1,314.00	\$1,196.00	\$3,590.00	\$3,780.00	\$3,710.00	-1.85%
E 101-43000-362 Property Insurance	\$0.00	\$0.00	\$0.00	\$0.00	\$0.00	\$0.00	\$0.00	0.00%
E 101-43000-363 Automotive Insurance	\$757.00	\$879.00	\$830.00	\$914.00	\$1,020.00	\$1,080.00	\$1,220.00	12.96%
E 101-43000-380 Utility Services (GENERAL)	\$653.11	\$500.00	\$983.91	\$520.00	\$0.00	\$0.00	\$0.00	0.00%
E 101-43000-381 Electric Utilities	\$0.00	\$0.00	\$0.00	\$0.00	\$523.43	\$1,200.00	\$1,200.00	0.00%
E 101-43000-383 Gas Utilities	\$0.00	\$0.00	\$0.00	\$0.00	\$1,929.55	\$0.00	\$0.00	0.00%
E 101-43000-384 Refuse & Recycling	\$0.00	\$0.00	\$0.00	\$0.00	\$0.00	\$3,000.00	\$5,500.00	83.33%
E 101-43000-400 Equipment Repair & Maintenance	\$11,694.52	\$3,500.00	\$5,535.05	\$3,640.00	\$933.25	\$4,300.00	\$4,000.00	-6.98%
E 101-43000-401 Building Repair & Maintenance	\$0.00	\$0.00	\$0.00	\$0.00	\$0.00	\$500.00	\$1,000.00	100.00%
E 101-43000-415 Safety Equipment and Supplies	\$0.00	\$0.00	\$0.00	\$0.00	\$0.00	\$2,000.00	\$1,000.00	-50.00%
E 101-43000-419 General Rentals	\$3,539.52	\$1,800.00	\$2,929.60	\$1,872.00	\$1,961.70	\$3,000.00	\$1,600.00	-46.67%

									%Diff from Cur Yr 2025
Account Descr	2023 Amt	2023 Budget	2024 Amt	2024 Budget	2025 YTD Amt	2025 Budget	2026 Budget		
E 101-43000-437 Miscellaneous	\$60.00	\$500.00	\$0.75	\$522.00	\$0.00	\$0.00	\$0.00		0.00%
E 101-43000-540 Heavy Machinery	\$0.00	\$0.00	\$0.00	\$0.00	\$0.00	\$0.00	\$0.00		0.00%
43000 Public Works (GENERAL)	\$83,174.58	\$50,857.00	\$100,129.49	\$52,893.00	\$48,422.62	\$70,999.00	\$82,332.00		
43100 Highways, Streets & Roadways									
E 101-43100-104 Temporary Employees - Regular	\$15,771.75	\$0.00	\$0.00	\$10,000.00	\$0.00	\$0.00	\$0.00		0.00%
E 101-43100-122 FICA Contribution	\$1,140.93	\$0.00	\$0.00	\$628.00	\$0.00	\$0.00	\$0.00		0.00%
E 101-43100-215 Shop Materials	\$97.30	\$0.00	\$0.00	\$0.00	\$0.00	\$0.00	\$0.00		0.00%
E 101-43100-221 Equipment Parts	\$530.00	\$1,000.00	\$0.00	\$1,040.00	\$0.00	\$500.00	\$500.00		0.00%
E 101-43100-224 Street Maintenance Materials	\$12,992.31	\$3,700.00	\$15,017.87	\$44,628.00	\$7,376.04	\$5,124.00	\$5,000.00		-2.42%
E 101-43100-229 Sand & Salt Materials	\$0.00	\$0.00	\$0.00	\$0.00	\$0.00	\$500.00	\$500.00		0.00%
E 101-43100-303 Engineering Services	\$0.00	\$1,000.00	\$0.00	\$1,040.00	\$0.00	\$1,000.00	\$0.00		-100.00%
E 101-43100-311 Contract Service	\$83,980.90	\$74,298.00	\$74,928.73	\$85,857.00	\$49,234.10	\$65,857.00	\$65,000.00		-1.30%
E 101-43100-319 Other Consulting Services	\$0.00	\$0.00	\$0.00	\$0.00	\$0.00	\$0.00	\$0.00		0.00%
E 101-43100-361 General Liability Insurance	\$0.00	\$500.00	\$0.00	\$520.00	\$0.00	\$0.00	\$0.00		0.00%
E 101-43100-363 Automotive Insurance	\$193.00	\$200.00	\$248.00	\$208.00	\$0.00	\$0.00	\$0.00		0.00%
E 101-43100-380 Utility Services (GENERAL)	\$29,054.18	\$32,460.00	\$26,116.24	\$33,758.00	\$0.00	\$0.00	\$0.00		0.00%
E 101-43100-381 Electric Utilities	\$0.00	\$0.00	\$227.83	\$0.00	\$15,022.90	\$33,758.00	\$30,000.00		-11.13%
E 101-43100-437 Miscellaneous	\$906.88	\$600.00	\$0.00	\$600.00	\$0.00	\$0.00	\$0.00		0.00%
E 101-43100-720 Operating Transfers	\$0.00	\$0.00	\$0.00	\$0.00	\$0.00	\$0.00	\$0.00		0.00%
43100 Highways, Streets & Roadways	\$144,667.25	\$113,758.00	\$116,538.67	\$178,279.00	\$71,633.04	\$106,739.00	\$101,000.00		
43125 Ice & Snow Removal									
E 101-43125-229 Sand & Salt Materials	\$3,632.06	\$0.00	\$851.54	\$0.00	\$0.00	\$0.00	\$0.00		0.00%
43125 Ice & Snow Removal	\$3,632.06	\$0.00	\$851.54	\$0.00	\$0.00	\$0.00	\$0.00		
43200 Sanitation & Recycling									
E 101-43200-314 Sanitation & Recycling Service	\$0.00	\$0.00	\$561.00	\$0.00	\$633.00	\$0.00	\$0.00		0.00%
43200 Sanitation & Recycling	\$0.00	\$0.00	\$561.00	\$0.00	\$633.00	\$0.00	\$0.00		
45200 Parks (GENERAL)									
E 101-45200-101 Full-Time Employees - Regular	\$0.00	\$7,200.00	\$0.00	\$7,488.00	\$0.00	\$0.00	\$0.00		0.00%
E 101-45200-102 Full-Time Employees - Overtime	\$0.00	\$0.00	\$0.00	\$0.00	\$0.00	\$0.00	\$0.00		0.00%
E 101-45200-121 PERA Contribution	\$0.00	\$0.00	\$0.00	\$0.00	\$0.00	\$0.00	\$0.00		0.00%
E 101-45200-122 FICA Contribution	\$0.00	\$540.00	\$0.00	\$562.00	\$0.00	\$0.00	\$0.00		0.00%
E 101-45200-151 Worker s Comp Insurance	\$0.00	\$0.00	\$0.00	\$0.00	\$0.00	\$0.00	\$0.00		0.00%
E 101-45200-201 Operating Supplies	\$8,104.24	\$5,000.00	\$5,144.68	\$5,200.00	\$1,436.13	\$5,200.00	\$5,200.00		0.00%
E 101-45200-210 Operating Supplies (GENERAL)	\$0.00	\$0.00	\$0.00	\$0.00	\$0.00	\$0.00	\$0.00		0.00%
E 101-45200-211 Cleaning/Custodial Supplies	\$0.00	\$0.00	\$290.36	\$0.00	\$0.00	\$500.00	\$500.00		0.00%
E 101-45200-212 Motor Fuels	\$0.00	\$620.00	\$210.00	\$645.00	\$0.00	\$645.00	\$250.00		-61.24%
E 101-45200-213 Lubricants & Additives	\$0.00	\$0.00	\$0.00	\$0.00	\$0.00	\$150.00	\$100.00		-33.33%

Account Descr		2023 Amt	2023 Budget	2024 Amt	2024 Budget	2025 YTD Amt	2025 Budget	2026 Budget	%Diff from Cur Yr 2025
E 101-45200-221	Equipment Parts	\$1,342.88	\$700.00	\$243.32	\$728.00	\$51.71	\$728.00	\$1,500.00	106.04%
E 101-45200-225	Landscaping Materials	\$0.00	\$0.00	\$0.00	\$0.00	\$0.00	\$3,000.00	\$3,000.00	0.00%
E 101-45200-228	Park Equipment Supplies	\$0.00	\$0.00	\$0.00	\$0.00	\$522.00	\$1,000.00	\$0.00	-100.00%
E 101-45200-230	Tree Care	\$0.00	\$0.00	\$0.00	\$0.00	\$31,178.00	\$32,000.00	\$32,000.00	0.00%
E 101-45200-309	EDP, Software and Design	\$0.00	\$0.00	\$0.00	\$0.00	\$768.00	\$0.00	\$250.00	0.00%
E 101-45200-311	Contract Service	\$62,421.03	\$60,254.00	\$86,113.81	\$62,664.00	\$37,222.05	\$77,664.00	\$80,000.00	3.01%
E 101-45200-319	Other Consulting Services	\$0.00	\$0.00	\$0.00	\$0.00	\$0.00	\$0.00	\$0.00	0.00%
E 101-45200-321	Telephone & Internet	\$0.00	\$0.00	\$0.00	\$0.00	\$428.20	\$0.00	\$1,200.00	0.00%
E 101-45200-361	General Liability Insurance	\$6,911.00	\$6,000.00	\$7,093.00	\$6,240.00	\$8,120.00	\$8,550.00	\$8,550.00	0.00%
E 101-45200-362	Property Insurance	\$0.00	\$0.00	\$0.00	\$0.00	\$0.00	\$0.00	\$0.00	0.00%
E 101-45200-380	Utility Services (GENERAL)	\$3,486.25	\$6,720.00	\$4,583.30	\$6,989.00	\$0.00	\$0.00	\$0.00	0.00%
E 101-45200-381	Electric Utilities	\$0.00	\$0.00	\$0.00	\$0.00	\$2,174.38	\$6,989.00	\$4,600.00	-34.18%
E 101-45200-400	Equipment Repair & Maintenance	\$0.00	\$2,500.00	\$5,916.28	\$2,600.00	\$10,373.17	\$2,600.00	\$3,000.00	15.38%
E 101-45200-402	Structure Repair & Maintenance	\$0.00	\$0.00	\$0.00	\$0.00	\$0.00	\$1,000.00	\$0.00	-100.00%
E 101-45200-419	General Rentals	\$0.00	\$1,300.00	\$987.44	\$1,352.00	\$0.00	\$1,352.00	\$1,200.00	-11.24%
E 101-45200-437	Miscellaneous	\$0.00	\$0.00	\$104,544.53	\$0.00	\$0.00	\$0.00	\$0.00	0.00%
E 101-45200-530	Improvements Other Than Bldgs	\$6,414.81	\$0.00	\$891.62	\$0.00	\$0.00	\$0.00	\$0.00	0.00%
45200	Parks (GENERAL)	\$88,680.21	\$90,834.00	\$216,018.34	\$94,468.00	\$92,273.64	\$141,378.00	\$141,350.00	
46630	Community Action Programs								
E 101-46630-490	Civic Organization Donations	\$2,500.00	\$2,500.00	\$2,500.00	\$2,500.00	\$2,500.00	\$0.00	\$2,500.00	0.00%
46630	Community Action Programs	\$2,500.00	\$2,500.00	\$2,500.00	\$2,500.00	\$2,500.00	\$0.00	\$2,500.00	
49360	Transfers Out								
E 101-49360-720	Operating Transfers	\$0.00	\$0.00	\$18,500.00	\$0.00	\$0.00	\$0.00	\$0.00	0.00%
E 101-49360-721	Equipment Revolving Fund	\$0.00	\$12,000.00	\$12,000.00	\$12,000.00	\$12,000.00	\$12,000.00	\$12,000.00	0.00%
E 101-49360-722	Capital Improvement Fund	\$110,000.00	\$110,000.00	\$110,000.00	\$110,000.00	\$110,000.00	\$110,000.00	\$110,000.00	0.00%
E 101-49360-723	Transfers to WTP Fund	\$0.00	\$0.00	\$0.00	\$0.00	\$0.00	\$0.00	\$0.00	0.00%
49360	Transfers Out	\$110,000.00	\$122,000.00	\$140,500.00	\$122,000.00	\$122,000.00	\$122,000.00	\$122,000.00	
101	GENERAL FUND	\$1,942,061.81	\$1,878,220.00	\$2,275,749.05	\$1,997,266.00	\$1,243,392.76	\$1,939,508.00	\$2,127,859.00	
200	ECONOMIC DEVELOPMENT AUTHORITY								
46500	Economic Development								
E 200-46500-311	Contract Service	\$7,755.00	\$0.00	\$0.00	\$0.00	\$0.00	\$0.00	\$0.00	0.00%
46500	Economic Development	\$7,755.00	\$0.00	\$0.00	\$0.00	\$0.00	\$0.00	\$0.00	
200	ECONOMIC DEVELOPMENT AUTHORITY	\$7,755.00	\$0.00	\$0.00	\$0.00	\$0.00	\$0.00	\$0.00	
204	GAMBLING PROCEEDS								
49990	Other Expense - Unallocated								

Account Descr	2023 Amt	2023 Budget	2024 Amt	2024 Budget	2025 YTD Amt	2025 Budget	2026 Budget	%Diff from Cur Yr 2025
E 204-49990-700 Transfers (GENERAL)	\$0.00	\$0.00	\$0.00	\$0.00	\$9,000.00	\$9,000.00	\$0.00	-100.00%
49990 Other Expense - Unallocated	\$0.00	\$0.00	\$0.00	\$0.00	\$9,000.00	\$9,000.00	\$0.00	
204 GAMBLING PROCEEDS	\$0.00	\$0.00	\$0.00	\$0.00	\$9,000.00	\$9,000.00	\$0.00	
302 CITY FUNDED PROJECTS								
43100 Highways, Streets & Roadways								
E 302-43100-720 Operating Transfers	\$0.00	\$0.00	\$0.00	\$0.00	\$0.00	\$0.00	\$0.00	0.00%
43100 Highways, Streets & Roadways	\$0.00	\$0.00	\$0.00	\$0.00	\$0.00	\$0.00	\$0.00	
47076 Fire Truck Note								
E 302-47076-720 Operating Transfers	\$0.00	\$0.00	\$0.00	\$0.00	\$0.00	\$0.00	\$0.00	0.00%
47076 Fire Truck Note	\$0.00	\$0.00	\$0.00	\$0.00	\$0.00	\$0.00	\$0.00	
302 CITY FUNDED PROJECTS	\$0.00	\$0.00	\$0.00	\$0.00	\$0.00	\$0.00	\$0.00	
351 2012A GO Bonds - 2021B Refund								
47110 2012 IMP BOND DEBT SERVICE								
E 351-47110-601 Bond Principal	\$23,478.00	\$20,000.00	\$20,962.75	\$0.00	\$20,963.00	\$20,963.00	\$21,801.00	4.00%
E 351-47110-611 Bond Interest	\$6,162.50	\$3,735.00	\$5,052.05	\$0.00	\$2,264.00	\$4,004.00	\$2,935.00	-26.70%
E 351-47110-620 Fiscal Agent s Fees	\$237.50	\$0.00	\$0.00	\$0.00	\$0.00	\$0.00	\$0.00	0.00%
E 351-47110-621 Bond Issuance Cost	\$0.00	\$0.00	\$0.00	\$0.00	\$0.00	\$0.00	\$0.00	0.00%
47110 2012 IMP BOND DEBT SERVICE	\$29,878.00	\$23,735.00	\$26,014.80	\$0.00	\$23,227.00	\$24,967.00	\$24,736.00	
47115 2012A Bond Debt Service								
E 351-47115-620 Fiscal Agent s Fees	\$0.00	\$0.00	\$0.00	\$0.00	\$0.00	\$0.00	\$0.00	0.00%
47115 2012A Bond Debt Service	\$0.00	\$0.00	\$0.00	\$0.00	\$0.00	\$0.00	\$0.00	
47120 2013A Bond Debt Service								
E 351-47120-601 Bond Principal	\$0.00	\$0.00	\$0.00	\$0.00	\$0.00	\$0.00	\$0.00	0.00%
E 351-47120-611 Bond Interest	\$0.00	\$0.00	\$0.00	\$0.00	\$0.00	\$0.00	\$0.00	0.00%
47120 2013A Bond Debt Service	\$0.00	\$0.00	\$0.00	\$0.00	\$0.00	\$0.00	\$0.00	
351 2012A GO Bonds - 2021B Refund	\$29,878.00	\$23,735.00	\$26,014.80	\$0.00	\$23,227.00	\$24,967.00	\$24,736.00	
352 2013A GO Bonds - 2021B Refund								
47120 2013A Bond Debt Service								
E 352-47120-601 Bond Principal	\$40,000.00	\$40,000.00	\$0.00	\$0.00	\$0.00	\$0.00	\$0.00	0.00%
E 352-47120-602 Other Long-Term Debt Principal	\$0.00	\$0.00	\$0.00	\$0.00	\$0.00	\$0.00	\$0.00	0.00%
E 352-47120-611 Bond Interest	\$1,000.00	\$3,020.00	\$0.00	\$0.00	\$0.00	\$0.00	\$0.00	0.00%
E 352-47120-620 Fiscal Agent s Fees	\$237.50	\$0.00	\$475.00	\$0.00	\$0.00	\$0.00	\$0.00	0.00%
E 352-47120-621 Bond Issuance Cost	\$0.00	\$0.00	\$0.00	\$0.00	\$0.00	\$0.00	\$0.00	0.00%

Account Descr	2023 Amt	2023 Budget	2024 Amt	2024 Budget	2025 YTD Amt	2025 Budget	2026 Budget	%Diff from Cur Yr 2025
47120 2013A Bond Debt Service	\$41,237.50	\$43,020.00	\$475.00	\$0.00	\$0.00	\$0.00	\$0.00	
352 2013A GO Bonds - 2021B Refund	\$41,237.50	\$43,020.00	\$475.00	\$0.00	\$0.00	\$0.00	\$0.00	
353 2014A GO Bonds								
47130 debt								
E 353-47130-601 Bond Principal	\$70,000.00	\$70,000.00	\$70,000.00	\$0.00	\$70,000.00	\$70,000.00	\$75,000.00	7.14%
E 353-47130-611 Bond Interest	\$32,239.07	\$32,238.00	\$30,137.50	\$0.00	\$14,543.75	\$28,038.00	\$25,563.00	-8.83%
E 353-47130-620 Fiscal Agent s Fees	\$475.00	\$0.00	\$475.00	\$0.00	\$575.00	\$475.00	\$575.00	21.05%
47130 debt	\$102,714.07	\$102,238.00	\$100,612.50	\$0.00	\$85,118.75	\$98,513.00	\$101,138.00	
353 2014A GO Bonds	\$102,714.07	\$102,238.00	\$100,612.50	\$0.00	\$85,118.75	\$98,513.00	\$101,138.00	
354 2016A GO Bonds								
47130 debt								
E 354-47130-601 Bond Principal	\$30,000.00	\$30,000.00	\$35,000.00	\$0.00	\$35,000.00	\$35,000.00	\$35,000.00	0.00%
E 354-47130-611 Bond Interest	\$12,525.44	\$12,525.00	\$11,987.50	\$0.00	\$5,818.75	\$11,288.00	\$10,588.00	-6.20%
E 354-47130-620 Fiscal Agent s Fees	\$475.00	\$0.00	\$575.00	\$0.00	\$575.00	\$575.00	\$575.00	0.00%
47130 debt	\$43,000.44	\$42,525.00	\$47,562.50	\$0.00	\$41,393.75	\$46,863.00	\$46,163.00	
354 2016A GO Bonds	\$43,000.44	\$42,525.00	\$47,562.50	\$0.00	\$41,393.75	\$46,863.00	\$46,163.00	
355 2018A GO Bonds								
47150 Bond Interest								
E 355-47150-601 Bond Principal	\$40,000.00	\$40,000.00	\$40,000.00	\$0.00	\$45,000.00	\$45,000.00	\$45,000.00	0.00%
E 355-47150-611 Bond Interest	\$27,555.70	\$27,556.00	\$26,356.26	\$0.00	\$12,878.13	\$28,082.00	\$23,731.00	-15.49%
E 355-47150-620 Fiscal Agent s Fees	\$475.00	\$0.00	\$475.00	\$0.00	\$475.00	\$475.00	\$475.00	0.00%
47150 Bond Interest	\$68,030.70	\$67,556.00	\$66,831.26	\$0.00	\$58,353.13	\$73,557.00	\$69,206.00	
355 2018A GO Bonds	\$68,030.70	\$67,556.00	\$66,831.26	\$0.00	\$58,353.13	\$73,557.00	\$69,206.00	
356 2021A GO Bonds								
47150 Bond Interest								
E 356-47150-301 Auditing & Accounting Services	\$1,850.00	\$0.00	\$0.00	\$0.00	\$0.00	\$0.00	\$0.00	0.00%
E 356-47150-601 Bond Principal	\$45,000.00	\$45,000.00	\$45,000.00	\$0.00	\$45,000.00	\$45,000.00	\$45,000.00	0.00%
E 356-47150-611 Bond Interest	\$13,885.13	\$13,885.00	\$13,435.00	\$0.00	\$6,605.00	\$12,985.00	\$12,535.00	-3.47%
E 356-47150-620 Fiscal Agent s Fees	\$475.00	\$0.00	\$475.00	\$0.00	\$950.00	\$475.00	\$475.00	0.00%
47150 Bond Interest	\$61,210.13	\$58,885.00	\$58,910.00	\$0.00	\$52,555.00	\$58,460.00	\$58,010.00	
356 2021A GO Bonds	\$61,210.13	\$58,885.00	\$58,910.00	\$0.00	\$52,555.00	\$58,460.00	\$58,010.00	
357 SERIES 2022A BOND PRO CAP INT								
47150 Bond Interest								

Account Descr	2023 Amt	2023 Budget	2024 Amt	2024 Budget	2025 YTD Amt	2025 Budget	2026 Budget	%Diff from Cur Yr 2025
E 357-47150-301 Auditing & Accounting Services	\$1,850.00	\$0.00	\$0.00	\$0.00	\$0.00	\$0.00	\$0.00	0.00%
E 357-47150-601 Bond Principal	\$0.00	\$0.00	\$40,000.00	\$0.00	\$40,000.00	\$40,000.00	\$45,000.00	12.50%
E 357-47150-611 Bond Interest	\$34,139.44	\$34,139.00	\$31,800.00	\$0.00	\$15,500.00	\$30,200.00	\$28,500.00	-5.63%
E 357-47150-620 Fiscal Agent s Fees	\$475.00	\$0.00	\$475.00	\$0.00	\$475.00	\$475.00	\$475.00	0.00%
47150 Bond Interest	\$36,464.44	\$34,139.00	\$72,275.00	\$0.00	\$55,975.00	\$70,675.00	\$73,975.00	
357 SERIES 2022A BOND PRO CAP INT	\$36,464.44	\$34,139.00	\$72,275.00	\$0.00	\$55,975.00	\$70,675.00	\$73,975.00	
358 2024A GO Bonds								
47150 Bond Interest								
E 358-47150-437 Miscellaneous	\$0.00	\$0.00	\$0.00	\$0.00	\$8,519.74	\$0.00	\$0.00	0.00%
E 358-47150-601 Bond Principal	\$0.00	\$0.00	\$0.00	\$0.00	\$0.00	\$0.00	\$107,300.00	0.00%
E 358-47150-611 Bond Interest	\$0.00	\$0.00	\$0.00	\$0.00	\$79,259.78	\$0.00	\$149,092.00	0.00%
E 358-47150-620 Fiscal Agent s Fees	\$0.00	\$0.00	\$114,886.37	\$0.00	\$1,500.00	\$0.00	\$475.00	0.00%
47150 Bond Interest	\$0.00	\$0.00	\$114,886.37	\$0.00	\$89,279.52	\$0.00	\$256,867.00	
358 2024A GO Bonds	\$0.00	\$0.00	\$114,886.37	\$0.00	\$89,279.52	\$0.00	\$256,867.00	
401 PARK IMPROVEMENT FUND								
45200 Parks (GENERAL)								
E 401-45200-520 Buildings & Structures	\$0.00	\$0.00	\$0.00	\$0.00	\$0.00	\$40,000.00	\$0.00	-100.00%
45200 Parks (GENERAL)	\$0.00	\$0.00	\$0.00	\$0.00	\$0.00	\$40,000.00	\$0.00	
401 PARK IMPROVEMENT FUND	\$0.00	\$0.00	\$0.00	\$0.00	\$0.00	\$40,000.00	\$0.00	
451 CAPITAL IMPROVEMENT PROJECTS								
41110 Council								
E 451-41110-500 Capital Outlay (GENERAL)	\$0.00	\$0.00	\$75,284.00	\$0.00	\$3,455.96	\$0.00	\$0.00	0.00%
41110 Council	\$0.00	\$0.00	\$75,284.00	\$0.00	\$3,455.96	\$0.00	\$0.00	
42280 Fire Stations and Bldgs								
E 451-42280-500 Capital Outlay (GENERAL)	\$0.00	\$0.00	\$4,175.00	\$0.00	\$0.00	\$0.00	\$0.00	0.00%
42280 Fire Stations and Bldgs	\$0.00	\$0.00	\$4,175.00	\$0.00	\$0.00	\$0.00	\$0.00	
43000 Public Works (GENERAL)								
E 451-43000-500 Capital Outlay (GENERAL)	\$0.00	\$0.00	\$3,735.00	\$0.00	\$0.00	\$0.00	\$0.00	0.00%
43000 Public Works (GENERAL)	\$0.00	\$0.00	\$3,735.00	\$0.00	\$0.00	\$0.00	\$0.00	
43100 Highways, Streets & Roadways								
E 451-43100-500 Capital Outlay (GENERAL)	\$63,484.14	\$0.00	\$118,152.05	\$0.00	\$0.00	\$0.00	\$0.00	0.00%
E 451-43100-720 Operating Transfers	\$0.00	\$0.00	\$179,729.23	\$0.00	\$0.00	\$0.00	\$0.00	0.00%
43100 Highways, Streets & Roadways	\$63,484.14	\$0.00	\$297,881.28	\$0.00	\$0.00	\$0.00	\$0.00	

Account Descr	2023 Amt	2023 Budget	2024 Amt	2024 Budget	2025 YTD Amt	2025 Budget	2026 Budget	%Diff from Cur Yr 2025
43124 Sidewalks & Crosswalk								
E 451-43124-500 Capital Outlay (GENERAL)	\$194.94	\$0.00	\$0.00	\$0.00	\$0.00	\$0.00	\$0.00	0.00%
43124 Sidewalks & Crosswalk	\$194.94	\$0.00	\$0.00	\$0.00	\$0.00	\$0.00	\$0.00	
45000 Culture & Recreation								
E 451-45000-500 Capital Outlay (GENERAL)	\$0.00	\$0.00	\$0.00	\$0.00	\$0.00	\$0.00	\$0.00	0.00%
45000 Culture & Recreation	\$0.00	\$0.00	\$0.00	\$0.00	\$0.00	\$0.00	\$0.00	
45200 Parks (GENERAL)								
E 451-45200-500 Capital Outlay (GENERAL)	\$11,779.12	\$0.00	\$8,249.00	\$0.00	\$14,515.50	\$0.00	\$0.00	0.00%
E 451-45200-720 Operating Transfers	\$0.00	\$0.00	\$10,250.00	\$0.00	\$0.00	\$0.00	\$0.00	0.00%
45200 Parks (GENERAL)	\$11,779.12	\$0.00	\$18,499.00	\$0.00	\$14,515.50	\$0.00	\$0.00	
451 CAPITAL IMPROVEMENT PROJECTS	\$75,458.20	\$0.00	\$399,574.28	\$0.00	\$17,971.46	\$0.00	\$0.00	
453 2021 STREET RECONSTRUCTION PJ								
43000 Public Works (GENERAL)								
E 453-43000-303 Engineering Services	\$0.00	\$0.00	\$0.00	\$0.00	\$0.00	\$0.00	\$0.00	0.00%
E 453-43000-304 Legal Services	\$0.00	\$0.00	\$0.00	\$0.00	\$0.00	\$0.00	\$0.00	0.00%
E 453-43000-311 Contract Service	\$0.00	\$0.00	\$0.00	\$0.00	\$0.00	\$0.00	\$0.00	0.00%
E 453-43000-352 General Public Information	\$0.00	\$0.00	\$0.00	\$0.00	\$0.00	\$0.00	\$0.00	0.00%
43000 Public Works (GENERAL)	\$0.00	\$0.00	\$0.00	\$0.00	\$0.00	\$0.00	\$0.00	
47120 2013A Bond Debt Service								
E 453-47120-621 Bond Issuance Cost	\$0.00	\$0.00	\$0.00	\$0.00	\$0.00	\$0.00	\$0.00	0.00%
47120 2013A Bond Debt Service	\$0.00	\$0.00	\$0.00	\$0.00	\$0.00	\$0.00	\$0.00	
49360 Transfers Out								
E 453-49360-720 Operating Transfers	\$34,652.00	\$0.00	\$0.00	\$0.00	\$0.00	\$0.00	\$0.00	0.00%
49360 Transfers Out	\$34,652.00	\$0.00	\$0.00	\$0.00	\$0.00	\$0.00	\$0.00	
453 2021 STREET RECONSTRUCTION PJ	\$34,652.00	\$0.00	\$0.00	\$0.00	\$0.00	\$0.00	\$0.00	
454 2021 SEWER IMPROVEMENTS								
43000 Public Works (GENERAL)								
E 454-43000-303 Engineering Services	\$100,149.00	\$0.00	\$98.50	\$0.00	\$0.00	\$0.00	\$0.00	0.00%
43000 Public Works (GENERAL)	\$100,149.00	\$0.00	\$98.50	\$0.00	\$0.00	\$0.00	\$0.00	
49450 Sewer (GENERAL)								
E 454-49450-303 Engineering Services	\$0.00	\$0.00	\$0.00	\$0.00	\$0.00	\$0.00	\$0.00	0.00%
49450 Sewer (GENERAL)	\$0.00	\$0.00	\$0.00	\$0.00	\$0.00	\$0.00	\$0.00	
454 2021 SEWER IMPROVEMENTS	\$100,149.00	\$0.00	\$98.50	\$0.00	\$0.00	\$0.00	\$0.00	

Account Descr	2023 Amt	2023 Budget	2024 Amt	2024 Budget	2025 YTD Amt	2025 Budget	2026 Budget	
455 2022 STREET IMPROVEMENTS								
43000 Public Works (GENERAL)								
E 455-43000-303 Engineering Services	\$683.00	\$0.00	\$0.00	\$0.00	\$0.00	\$0.00	\$0.00	0.00%
E 455-43000-311 Contract Service	\$0.00	\$0.00	\$0.00	\$0.00	\$0.00	\$0.00	\$0.00	0.00%
E 455-43000-352 General Public Information	\$0.00	\$0.00	\$0.00	\$0.00	\$0.00	\$0.00	\$0.00	0.00%
E 455-43000-621 Bond Issuance Cost	\$0.00	\$0.00	\$0.00	\$0.00	\$0.00	\$0.00	\$0.00	0.00%
43000 Public Works (GENERAL)	\$683.00	\$0.00	\$0.00	\$0.00	\$0.00	\$0.00	\$0.00	
49360 Transfers Out								
E 455-49360-720 Operating Transfers	\$72,514.00	\$0.00	\$0.00	\$0.00	\$0.00	\$0.00	\$0.00	0.00%
49360 Transfers Out	\$72,514.00	\$0.00	\$0.00	\$0.00	\$0.00	\$0.00	\$0.00	
455 2022 STREET IMPROVEMENTS	\$73,197.00	\$0.00	\$0.00	\$0.00	\$0.00	\$0.00	\$0.00	
456 HIGHWAY 12 WATERMAIN								
43000 Public Works (GENERAL)								
E 456-43000-303 Engineering Services	\$10,090.00	\$0.00	\$0.00	\$0.00	\$0.00	\$0.00	\$0.00	0.00%
E 456-43000-311 Contract Service	-\$19.58	\$0.00	-\$2,394.89	\$0.00	\$0.00	\$0.00	\$0.00	0.00%
E 456-43000-352 General Public Information	\$0.00	\$0.00	\$0.00	\$0.00	\$0.00	\$0.00	\$0.00	0.00%
43000 Public Works (GENERAL)	\$10,070.42	\$0.00	-\$2,394.89	\$0.00	\$0.00	\$0.00	\$0.00	
456 HIGHWAY 12 WATERMAIN	\$10,070.42	\$0.00	-\$2,394.89	\$0.00	\$0.00	\$0.00	\$0.00	
457 2023 STREET IMPROVEMENTS								
43000 Public Works (GENERAL)								
E 457-43000-303 Engineering Services	\$0.00	\$0.00	\$0.00	\$0.00	\$0.00	\$0.00	\$0.00	0.00%
43000 Public Works (GENERAL)	\$0.00	\$0.00	\$0.00	\$0.00	\$0.00	\$0.00	\$0.00	
457 2023 STREET IMPROVEMENTS	\$0.00	\$0.00	\$0.00	\$0.00	\$0.00	\$0.00	\$0.00	
458 2024 STREET RECONSTRUCTION								
43000 Public Works (GENERAL)								
E 458-43000-303 Engineering Services	\$70,577.00	\$0.00	\$481,384.21	\$0.00	\$28,052.00	\$0.00	\$0.00	0.00%
E 458-43000-311 Contract Service	\$0.00	\$0.00	\$13,866.00	\$0.00	\$0.00	\$0.00	\$0.00	0.00%
E 458-43000-351 Legal Notices Publishing	\$0.00	\$0.00	\$0.00	\$0.00	\$0.00	\$0.00	\$0.00	0.00%
E 458-43000-352 General Public Information	\$0.00	\$0.00	\$152.63	\$0.00	\$0.00	\$0.00	\$0.00	0.00%
E 458-43000-437 Miscellaneous	\$0.00	\$0.00	\$3,868.96	\$0.00	\$0.00	\$0.00	\$0.00	0.00%
E 458-43000-500 Capital Outlay (GENERAL)	\$0.00	\$0.00	\$2,959,021.60	\$0.00	\$469,642.90	\$0.00	\$0.00	0.00%
E 458-43000-620 Fiscal Agent s Fees	\$0.00	\$0.00	\$259.00	\$0.00	\$0.00	\$0.00	\$0.00	0.00%
43000 Public Works (GENERAL)	\$70,577.00	\$0.00	\$3,458,552.40	\$0.00	\$497,694.90	\$0.00	\$0.00	

Account Descr	2023 Amt	2023 Budget	2024 Amt	2024 Budget	2025 YTD Amt	2025 Budget	2026 Budget	
458 2024 STREET RECONSTRUCTION	\$70,577.00	\$0.00	\$3,458,552.40	\$0.00	\$497,694.90	\$0.00	\$0.00	
501 EQUIPMENT REPLACEMENT FUND								
49000 Miscellaneous (GENERAL)								
E 501-49000-720 Operating Transfers	\$0.00	\$0.00	\$0.00	\$0.00	\$0.00	\$0.00	\$0.00	0.00%
49000 Miscellaneous (GENERAL)	\$0.00	\$0.00	\$0.00	\$0.00	\$0.00	\$0.00	\$0.00	
501 EQUIPMENT REPLACEMENT FUND	\$0.00	\$0.00	\$0.00	\$0.00	\$0.00	\$0.00	\$0.00	
702 CODE ENFORCEMENT CHGEBACKS								
62100 Unassigned Code Enforcement								
E 702-62100-720 Operating Transfers	\$0.00	\$0.00	\$0.00	\$0.00	\$0.00	\$0.00	\$0.00	0.00%
62100 Unassigned Code Enforcement	\$0.00	\$0.00	\$0.00	\$0.00	\$0.00	\$0.00	\$0.00	
62101 5210 Main Street-Voorhees								
E 702-62101-302 Planning Services	\$0.00	\$0.00	\$710.00	\$0.00	\$0.00	\$0.00	\$0.00	0.00%
62101 5210 Main Street-Voorhees	\$0.00	\$0.00	\$710.00	\$0.00	\$0.00	\$0.00	\$0.00	
702 CODE ENFORCEMENT CHGEBACKS	\$0.00	\$0.00	\$710.00	\$0.00	\$0.00	\$0.00	\$0.00	
801 FIRE PARTNERSHIP FUND								
42210 Fire Administration								
E 801-42210-103 Part-Time Employees	\$0.00	\$0.00	\$0.00	\$0.00	\$0.00	\$0.00	\$0.00	0.00%
E 801-42210-107 Secretarial Services	\$0.00	\$0.00	\$0.00	\$0.00	\$0.00	\$0.00	\$0.00	0.00%
E 801-42210-108 Fire Officers	\$13,805.00	\$18,900.00	\$18,900.00	\$18,900.00	\$4,725.00	\$18,900.00	\$0.00	-100.00%
E 801-42210-121 PERA Contribution	\$0.00	\$0.00	\$0.00	\$0.00	\$0.00	\$0.00	\$0.00	0.00%
E 801-42210-122 FICA Contribution	\$2,772.40	\$1,446.00	\$1,546.32	\$1,445.85	\$389.11	\$1,450.00	\$0.00	-100.00%
E 801-42210-124 State 2% Fire Relief Aid	\$40,567.35	\$34,000.00	\$49,027.05	\$36,000.00	\$0.00	\$39,500.00	\$0.00	-100.00%
E 801-42210-125 MN Paid Leave	\$0.00	\$0.00	\$0.00	\$0.00	\$0.00	\$0.00	\$0.00	0.00%
E 801-42210-131 Employer Paid Health Insurance	\$0.00	\$0.00	\$0.00	\$0.00	\$0.00	\$0.00	\$0.00	0.00%
E 801-42210-132 Employer Paid Dental Insurance	\$0.00	\$0.00	\$0.00	\$0.00	\$0.00	\$0.00	\$0.00	0.00%
E 801-42210-133 Employer Paid Life Insurance	\$0.00	\$0.00	\$0.00	\$0.00	\$0.00	\$0.00	\$0.00	0.00%
E 801-42210-151 Worker s Comp Insurance	\$14,217.00	\$18,485.00	\$12,331.43	\$15,000.00	\$12,494.00	\$12,180.00	\$0.00	-100.00%
E 801-42210-170 Medical Evaluations	\$5,002.00	\$9,150.00	\$4,578.00	\$16,650.00	\$4,475.00	\$6,000.00	\$0.00	-100.00%
E 801-42210-180 Psychological Evaluations	\$10,395.00	\$1,000.00	\$7,270.00	\$1,000.00	\$930.00	\$3,300.00	\$0.00	-100.00%
E 801-42210-201 Operating Supplies	\$744.90	\$500.00	\$403.60	\$550.00	\$403.95	\$550.00	\$0.00	-100.00%
E 801-42210-203 Printed Forms & Paper	\$0.00	\$8,000.00	\$0.00	\$0.00	\$0.00	\$0.00	\$0.00	0.00%
E 801-42210-300 Management Services	\$5,492.25	\$7,323.00	\$9,153.75	\$7,323.00	\$1,849.00	\$7,396.00	\$0.00	-100.00%
E 801-42210-301 Auditing & Accounting Services	\$4,950.00	\$0.00	\$2,668.00	\$4,500.00	\$13,056.39	\$22,500.00	\$0.00	-100.00%
E 801-42210-304 Legal Services	\$72.50	\$950.00	\$1,840.00	\$950.00	\$8,373.50	\$950.00	\$0.00	-100.00%
E 801-42210-307 Fire Administration	\$0.00	\$0.00	\$0.00	\$0.00	\$0.00	\$0.00	\$0.00	0.00%

%Diff
from
Cur Yr

Account Descr	2023 Amt	2023 Budget	2024 Amt	2024 Budget	2025 YTD Amt	2025 Budget	2026 Budget	%Diff from Cur Yr 2025
E 801-42210-309 EDP, Software and Design	\$4,022.34	\$1,800.00	\$5,114.02	\$2,300.00	\$6,804.42	\$7,235.00	\$0.00	-100.00%
E 801-42210-311 Contract Service	\$0.00	\$0.00	\$7,826.90	\$7,500.00	\$0.00	\$0.00	\$0.00	0.00%
E 801-42210-313 Policies and Procedures	\$3,685.64	\$3,400.00	\$3,906.78	\$3,685.00	\$0.00	\$3,685.00	\$0.00	-100.00%
E 801-42210-322 Postage	\$0.00	\$147.00	\$105.00	\$150.00	\$7.00	\$150.00	\$0.00	-100.00%
E 801-42210-361 General Liability Insurance	\$4,278.80	\$4,200.00	\$5,063.00	\$4,200.00	\$5,176.00	\$5,063.00	\$0.00	-100.00%
E 801-42210-363 Automotive Insurance	\$3,285.00	\$3,700.00	\$3,642.00	\$3,500.00	\$3,140.00	\$3,642.00	\$0.00	-100.00%
E 801-42210-430 Personnel Testing	\$0.00	\$0.00	\$0.00	\$0.00	\$0.00	\$0.00	\$0.00	0.00%
E 801-42210-433 Dues & Subscriptions	\$1,283.00	\$1,565.00	\$2,570.00	\$1,565.00	\$2,785.00	\$2,360.00	\$0.00	-100.00%
E 801-42210-434 Awards & Indemnities	\$3,047.37	\$800.00	\$2,834.94	\$800.00	\$635.74	\$800.00	\$0.00	-100.00%
E 801-42210-437 Miscellaneous	-\$485.00	\$0.00	\$131,713.63	\$0.00	\$0.00	\$0.00	\$0.00	0.00%
E 801-42210-441 FIRE INSPECTOR	\$0.00	\$0.00	\$0.00	\$0.00	\$0.00	\$0.00	\$0.00	0.00%
E 801-42210-442 Pension- City Contribution	\$48,395.38	\$48,395.00	\$52,840.00	\$52,840.00	\$0.00	\$55,536.00	\$0.00	-100.00%
E 801-42210-444 Wellness	\$0.00	\$0.00	\$0.00	\$0.00	\$4,830.00	\$9,940.00	\$0.00	-100.00%
42210 Fire Administration	\$165,530.93	\$163,761.00	\$323,334.42	\$178,858.85	\$70,074.11	\$201,137.00	\$0.00	
42220 Fire Fighting								
E 801-42220-103 Part-Time Employees	\$82,451.96	\$94,050.00	\$78,738.65	\$95,700.00	\$26,071.00	\$95,700.00	\$0.00	-100.00%
E 801-42220-122 FICA Contribution	\$4,589.80	\$7,195.00	\$5,970.29	\$7,321.05	\$1,966.80	\$7,320.00	\$0.00	-100.00%
E 801-42220-125 MN Paid Leave	\$0.00	\$0.00	\$0.00	\$0.00	\$0.00	\$0.00	\$0.00	0.00%
E 801-42220-215 Shop Materials	\$140.98	\$0.00	\$0.00	\$0.00	\$0.00	\$0.00	\$0.00	0.00%
E 801-42220-240 Small Tools & Minor Equipment	\$21,209.31	\$3,000.00	\$5,130.74	\$3,000.00	\$4,016.04	\$3,000.00	\$0.00	-100.00%
E 801-42220-417 Uniforms & Uniform Rentals	\$1,829.90	\$6,000.00	\$498.98	\$6,000.00	\$612.91	\$2,000.00	\$0.00	-100.00%
E 801-42220-437 Miscellaneous	\$29.98	\$0.00	\$0.00	\$0.00	\$0.00	\$0.00	\$0.00	0.00%
E 801-42220-443 Turnout Gear	\$13,593.43	\$31,050.00	\$29,678.91	\$31,050.00	\$26,567.90	\$31,050.00	\$0.00	-100.00%
E 801-42220-580 Other Equipment	\$0.00	\$0.00	\$0.00	\$0.00	\$0.00	\$0.00	\$0.00	0.00%
42220 Fire Fighting	\$123,845.36	\$141,295.00	\$120,017.57	\$143,071.05	\$59,234.65	\$139,070.00	\$0.00	
42230 Fire Prevention								
E 801-42230-210 Operating Supplies (GENERAL)	\$3,235.02	\$3,500.00	\$1,051.21	\$4,000.00	\$0.00	\$4,000.00	\$0.00	-100.00%
E 801-42230-352 General Public Information	\$0.00	\$0.00	\$0.00	\$0.00	\$0.00	\$0.00	\$0.00	0.00%
E 801-42230-437 Miscellaneous	\$0.00	\$0.00	\$0.00	\$0.00	\$0.00	\$0.00	\$0.00	0.00%
42230 Fire Prevention	\$3,235.02	\$3,500.00	\$1,051.21	\$4,000.00	\$0.00	\$4,000.00	\$0.00	
42240 Fire Training								
E 801-42240-207 Training Supplies	\$0.00	\$3,700.00	\$207.90	\$3,700.00	\$0.00	\$3,700.00	\$0.00	-100.00%
E 801-42240-208 Training and Instruction	\$0.00	\$0.00	\$7,825.50	\$0.00	\$4,376.36	\$15,000.00	\$0.00	-100.00%
E 801-42240-331 Training & Travel	\$22,335.91	\$25,000.00	\$15,039.88	\$29,520.00	\$1,470.00	\$15,000.00	\$0.00	-100.00%
E 801-42240-437 Miscellaneous	\$0.00	\$0.00	\$440.00	\$0.00	\$0.00	\$0.00	\$0.00	0.00%
E 801-42240-445 Food and Beverage	\$0.00	\$0.00	\$816.52	\$0.00	\$0.00	\$1,500.00	\$0.00	-100.00%
E 801-42240-580 Other Equipment	\$0.00	\$0.00	\$0.00	\$0.00	\$0.00	\$0.00	\$0.00	0.00%

Account Descr	2023 Amt	2023 Budget	2024 Amt	2024 Budget	2025 YTD Amt	2025 Budget	2026 Budget	%Diff from Cur Yr 2025
42240 Fire Training	\$22,335.91	\$28,700.00	\$24,329.80	\$33,220.00	\$5,846.36	\$35,200.00	\$0.00	
42250 Fire Communications								
E 801-42250-221 Equipment Parts	\$1,910.07	\$2,500.00	\$52.00	\$2,500.00	\$72.00	\$2,500.00	\$0.00	-100.00%
E 801-42250-309 EDP, Software and Design	\$8,471.65	\$7,440.00	\$3,127.54	\$7,440.00	\$4,003.65	\$7,440.00	\$0.00	-100.00%
E 801-42250-323 Radio Units/Technology	\$26,338.78	\$0.00	\$28,954.77	\$0.00	\$14,533.28	\$22,762.00	\$0.00	-100.00%
E 801-42250-419 General Rentals	\$0.00	\$28,028.00	\$0.00	\$32,028.00	\$0.00	\$0.00	\$0.00	0.00%
E 801-42250-437 Miscellaneous	\$0.00	\$0.00	\$0.00	\$0.00	\$0.00	\$0.00	\$0.00	0.00%
E 801-42250-580 Other Equipment	\$930.80	\$3,500.00	\$0.00	\$3,500.00	\$0.00	\$0.00	\$0.00	0.00%
42250 Fire Communications	\$37,651.30	\$41,468.00	\$32,134.31	\$45,468.00	\$18,608.93	\$32,702.00	\$0.00	
42260 Fire Apparatus/Equipment								
E 801-42260-212 Motor Fuels	\$4,982.79	\$5,000.00	\$3,701.04	\$5,000.00	\$2,808.79	\$7,000.00	\$0.00	-100.00%
E 801-42260-221 Equipment Parts	\$39.98	\$1,000.00	\$32.52	\$1,500.00	\$332.57	\$1,500.00	\$0.00	-100.00%
E 801-42260-240 Small Tools & Minor Equipment	\$0.00	\$0.00	\$0.00	\$0.00	\$0.00	\$0.00	\$0.00	0.00%
E 801-42260-404 Machinery & Equipment Repair	\$0.00	\$1,500.00	\$1,162.38	\$1,500.00	\$2,665.59	\$1,500.00	\$0.00	-100.00%
E 801-42260-406 Apparatus & Equipment Repair	\$109,424.32	\$54,120.00	\$59,775.72	\$57,120.00	\$47,089.41	\$60,700.00	\$0.00	-100.00%
E 801-42260-437 Miscellaneous	\$0.00	\$0.00	\$0.00	\$0.00	\$0.00	\$0.00	\$0.00	0.00%
E 801-42260-580 Other Equipment	\$9,686.00	\$0.00	\$0.00	\$0.00	\$0.00	\$0.00	\$0.00	0.00%
42260 Fire Apparatus/Equipment	\$124,133.09	\$61,620.00	\$64,671.66	\$65,120.00	\$52,896.36	\$70,700.00	\$0.00	
42265 Fire Fleet Vehicles								
E 801-42265-405 Vehicle Repair & Maintenance	\$0.00	\$0.00	\$0.00	\$0.00	\$0.00	\$0.00	\$0.00	0.00%
E 801-42265-550 Motor Vehicles	\$0.00	\$0.00	\$0.00	\$0.00	\$0.00	\$0.00	\$0.00	0.00%
42265 Fire Fleet Vehicles	\$0.00	\$0.00	\$0.00	\$0.00	\$0.00	\$0.00	\$0.00	
42270 Medical Services								
E 801-42270-215 Shop Materials	-\$72.17	\$0.00	\$0.00	\$0.00	\$0.00	\$0.00	\$0.00	0.00%
E 801-42270-218 Medical Supplies	\$3,424.50	\$2,000.00	\$1,295.06	\$12,500.00	\$628.79	\$2,500.00	\$0.00	-100.00%
E 801-42270-221 Equipment Parts	\$0.00	\$0.00	\$817.70	\$750.00	\$0.00	\$750.00	\$0.00	-100.00%
E 801-42270-240 Small Tools & Minor Equipment	\$2,580.00	\$1,000.00	\$0.00	\$1,500.00	\$571.43	\$1,500.00	\$0.00	-100.00%
E 801-42270-404 Machinery & Equipment Repair	\$0.00	\$750.00	\$0.00	\$750.00	\$0.00	\$750.00	\$0.00	-100.00%
E 801-42270-437 Miscellaneous	\$0.00	\$0.00	\$0.00	\$0.00	\$0.00	\$0.00	\$0.00	0.00%
42270 Medical Services	\$5,932.33	\$3,750.00	\$2,112.76	\$15,500.00	\$1,200.22	\$5,500.00	\$0.00	
42280 Fire Stations and Bldgs								
E 801-42280-211 Cleaning/Custodial Supplies	\$718.54	\$750.00	\$0.00	\$1,000.00	\$457.83	\$1,400.00	\$0.00	-100.00%
E 801-42280-223 Building Repair Supplies	\$9.96	\$500.00	\$422.00	\$1,000.00	\$0.00	\$0.00	\$0.00	0.00%
E 801-42280-311 Contract Service	\$0.00	\$2,000.00	\$6,469.31	\$2,088.00	\$1,247.00	\$2,000.00	\$0.00	-100.00%
E 801-42280-321 Telephone & Internet	\$2,232.30	\$2,280.00	\$2,335.01	\$2,280.00	\$994.20	\$2,300.00	\$0.00	-100.00%
E 801-42280-362 Property Insurance	\$0.00	\$1,620.00	\$0.00	\$1,620.00	\$0.00	\$1,620.00	\$0.00	-100.00%

Account Descr	2023 Amt	2023 Budget	2024 Amt	2024 Budget	2025 YTD Amt	2025 Budget	2026 Budget	%Diff from Cur Yr 2025
E 801-42280-381 Electric Utilities	\$5,931.51	\$4,100.00	\$6,020.31	\$4,100.00	\$2,169.65	\$6,000.00	\$0.00	-100.00%
E 801-42280-382 Water Utilities	\$0.00	\$0.00	\$0.00	\$0.00	\$0.00	\$0.00	\$0.00	0.00%
E 801-42280-383 Gas Utilities	\$5,776.25	\$10,000.00	\$6,283.39	\$10,000.00	\$4,223.36	\$10,000.00	\$0.00	-100.00%
E 801-42280-384 Refuse & Recycling	\$0.00	\$0.00	\$0.00	\$0.00	\$0.00	\$0.00	\$0.00	0.00%
E 801-42280-385 Sewer Utilities	\$0.00	\$0.00	\$0.00	\$0.00	\$0.00	\$0.00	\$0.00	0.00%
E 801-42280-401 Building Repair & Maintenance	\$85.98	\$500.00	\$401.80	\$1,000.00	\$14.36	\$0.00	\$0.00	0.00%
E 801-42280-520 Buildings & Structures	\$545.00	\$520.00	\$0.00	\$400.00	\$0.00	\$0.00	\$0.00	0.00%
E 801-42280-560 Office Equipment & Furnishings	\$0.00	\$3,000.00	\$65.00	\$2,000.00	\$0.00	\$2,500.00	\$0.00	-100.00%
E 801-42280-580 Other Equipment	\$1,052.50	\$0.00	\$0.00	\$0.00	\$0.00	\$0.00	\$0.00	0.00%
E 801-42280-720 Operating Transfers	\$0.00	\$0.00	\$0.00	\$0.00	\$0.00	\$0.00	\$0.00	0.00%
42280 Fire Stations and Bldgs	\$16,352.04	\$25,270.00	\$21,996.82	\$25,488.00	\$9,106.40	\$25,820.00	\$0.00	
49360 Transfers Out								
E 801-49360-721 Equipment Revolving Fund	\$65,000.00	\$65,000.00	\$0.00	\$65,000.00	\$65,000.00	\$65,000.00	\$0.00	-100.00%
E 801-49360-722 Capital Improvement Fund	\$0.00	\$0.00	\$0.00	\$0.00	\$0.00	\$0.00	\$0.00	0.00%
E 801-49360-726 Building Improvement Fund	\$0.00	\$0.00	\$0.00	\$0.00	\$0.00	\$0.00	\$0.00	0.00%
49360 Transfers Out	\$65,000.00	\$65,000.00	\$0.00	\$65,000.00	\$65,000.00	\$65,000.00	\$0.00	
49990 Other Expense - Unallocated								
E 801-49990-725 Contingencies	\$0.00	\$1,000.00	\$0.00	\$0.00	\$0.00	\$0.00	\$0.00	0.00%
E 801-49990-750 Use of Reserves	\$0.00	\$0.00	\$0.00	\$0.00	\$0.00	\$0.00	\$0.00	0.00%
49990 Other Expense - Unallocated	\$0.00	\$1,000.00	\$0.00	\$0.00	\$0.00	\$0.00	\$0.00	
801 FIRE PARTNERSHIP FUND	\$564,015.98	\$535,364.00	\$589,648.55	\$575,725.90	\$281,967.03	\$579,129.00	\$0.00	
802 FIRE EQUIP & CAPITAL FUND								
42265 Fire Fleet Vehicles								
E 802-42265-550 Motor Vehicles	\$0.00	\$0.00	\$0.00	\$0.00	\$0.00	\$0.00	\$0.00	0.00%
E 802-42265-580 Other Equipment	\$0.00	\$0.00	\$122,960.33	\$0.00	\$0.00	\$0.00	\$0.00	0.00%
42265 Fire Fleet Vehicles	\$0.00	\$0.00	\$122,960.33	\$0.00	\$0.00	\$0.00	\$0.00	
49360 Transfers Out								
E 802-49360-721 Equipment Revolving Fund	\$0.00	\$0.00	\$0.00	\$0.00	\$0.00	\$0.00	\$0.00	0.00%
49360 Transfers Out	\$0.00	\$0.00	\$0.00	\$0.00	\$0.00	\$0.00	\$0.00	
802 FIRE EQUIP & CAPITAL FUND	\$0.00	\$0.00	\$122,960.33	\$0.00	\$0.00	\$0.00	\$0.00	
	\$3,260,471.69	\$2,785,682.00	\$7,332,465.65	\$2,572,991.90	\$2,455,928.30	\$2,940,672.00	\$2,757,954.00	