



Date: May 7, 2026

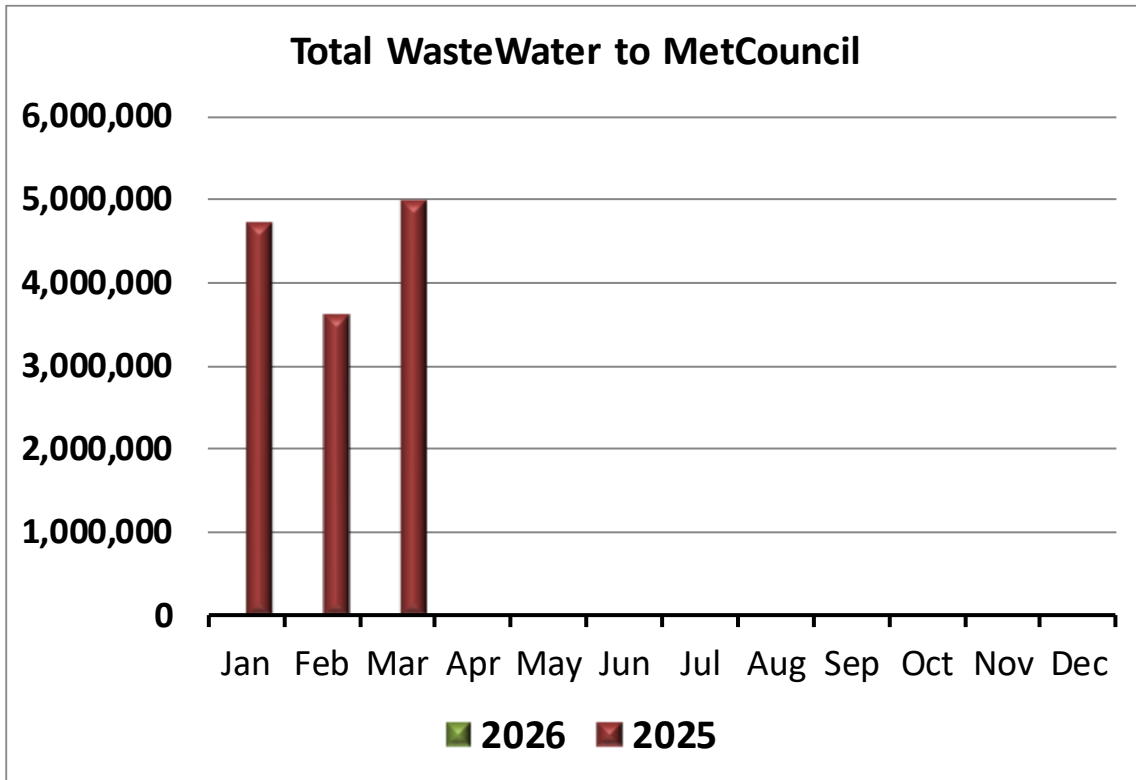
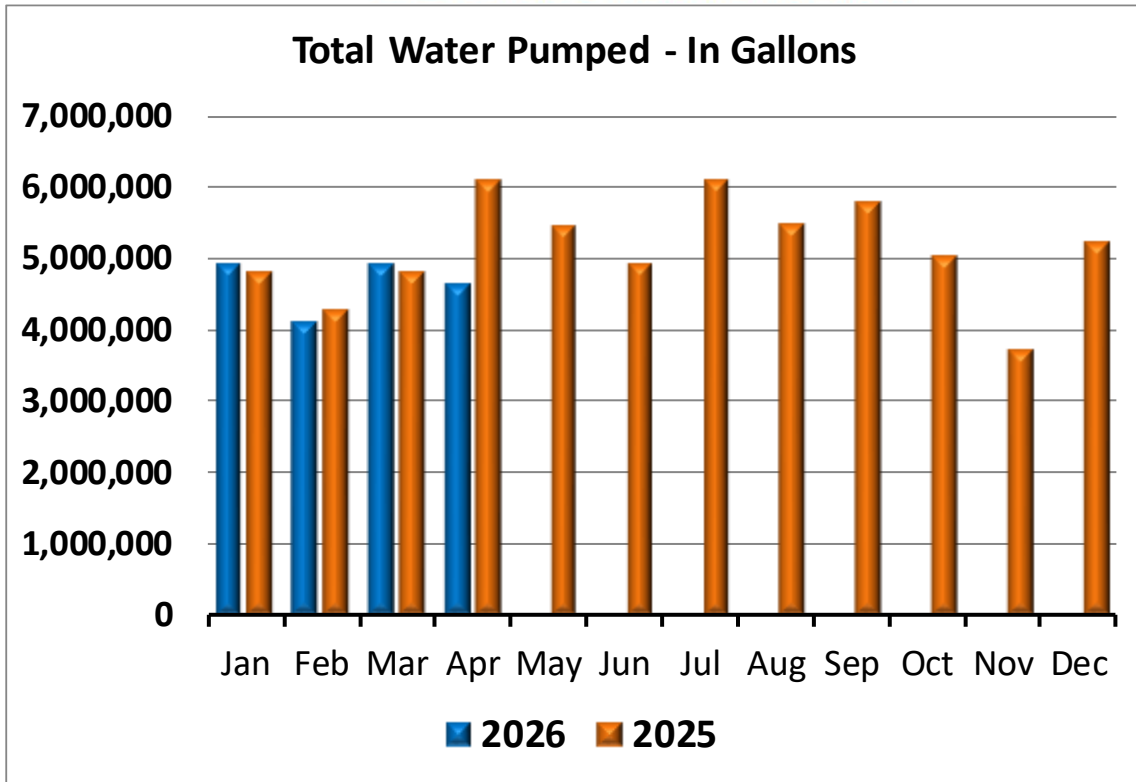
To: City of Maple Plain

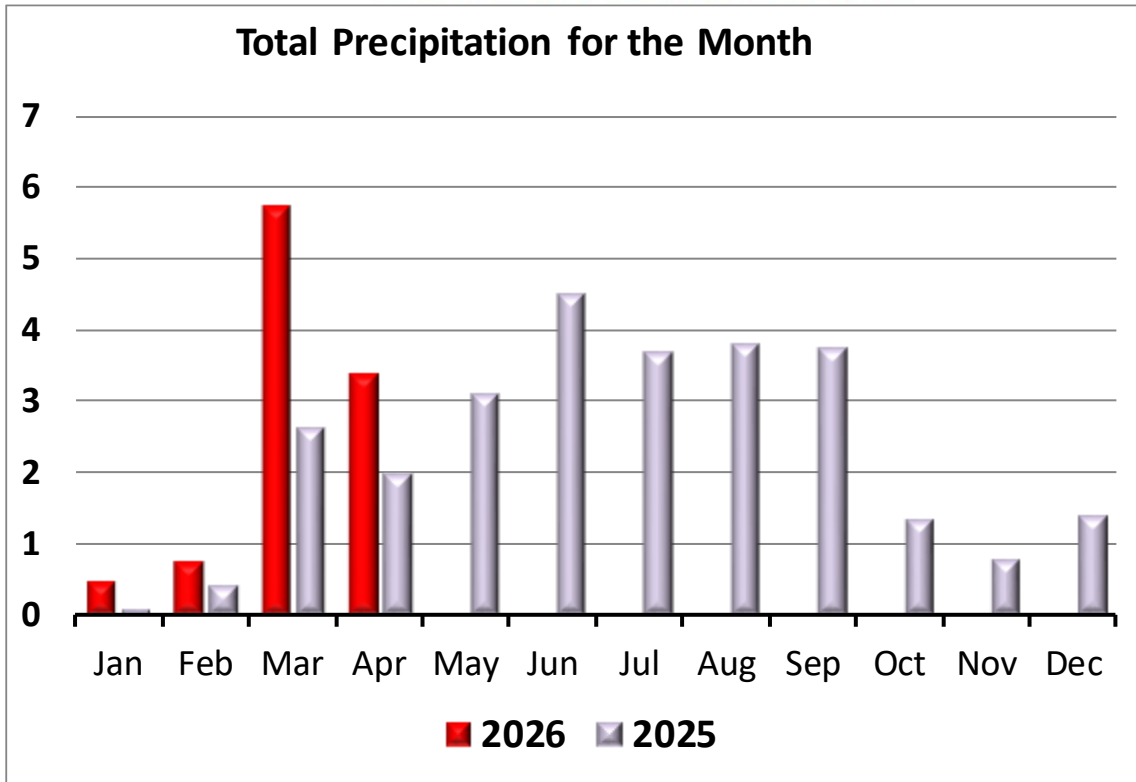
From: David Medina, Alex McArdle, Operators

O & M Report: April 2026

Maple Plain Operations & Maintenance

- Completed all rounds and reads on Water Treatment Plant operations.
- Completed monthly Fluoride sample collections per MDH monitoring schedule.
- Completed all Bac-T sample collections per MDH monitoring schedule.
- Completed all monthly water sample collecting and testing per MDH monitoring schedule.
- Completed all necessary Chlorine chemical cylinder change outs and performed all proper PPE procedures.
- Completed all necessary Maintenance on Chemical mixers, pumps, and chemical mixing.
- Completed all assigned work orders to water treatment facilities.
- Completed all necessary ordering of water treatment lab supplies.
- Completed a total of 95 locates within city limits.
- Completed the task of water meter reads.
- Completed a total of three final water meter reads.
- Completed WQP samples and mailed them to MDH.
- Completed the task of installing water meters and prepping city parks for opening season.
- Completed the task of removing all weight limits signage.
- Completed the task of filling potholes on Main Street.
- Completed the task of installing new lock box at V.M.P.
- Completed the task of fixing the crosswalk sign by Kwik Trip.
- The task of getting the streetlights by Kwik Trip fixed is completed.
- Completed the task of cleaning Rainbow Park as well as removing tree limbs from roofs.





		April-26	March-26	April-25
Water	Units			
Average Daily Pumped	gallons	155,033	159,451	203,367
Maximum Daily Pumped	gallons	263,000	410,000	546,000
Total Monthly Pumped	gallons	4,651,000	4,943,000	6,101,000
Well #1 Pumped	gallons	0	0	0
Well #1 Average Pumped	gallons	0	0	0
Well #3 Pumped	gallons	2,213,000	2,171,000	2,760,000
Well #3 Average Pumped	gallons	73,766	70,032	92,000
Well #4 Pumped	gallons	2,005,000	2,282,000	2,699,000
Well #4 Average Pumped	gallons	66,833	73,613	89,967
Fluoride used	gallons	13.50	5.30	6.70
Fluoride Average used	gallons	0.45	0.17	0.22
Poly Phosphate used	pounds	6.80	7.30	8.90
Poly Phosphate Average used	pounds	0.22	0.23	0.30
Chlorine used	pounds	245.70	221.00	187.00
Chlorine Average used	pounds	8.19	7.10	6.23
HMO used	gallons	93.10	154.10	87.00
HMO Average used	gallons	3.10	4.90	2.90
Potassium Permanganate used	gallons	113.60	153.30	178.50
Wastewater				
Effluent Flow				
Maximum Daily Pumped Wastewater	gallons	0	0	0
Average Daily Pumped Wastewater	gallons	0	0	0
Lift Station Effluent to Met Council	gallons	0	0	0
Precipitation Monthly Total	Inches	3	6	2
Contract True-Ups - Current Contract Year				
Item	Budgeted Amount	Amount Spent	% of Budget	% of Time
Chemical Budget	\$12,169.00	\$6,054.00	50%	75%
Maintenance Budget	\$6,539.00	\$2,341.00	36%	75%
Total	\$18,708.00	\$8,395.00	45%	75%