



Date: March 18, 2026

To: City of Maple Plain

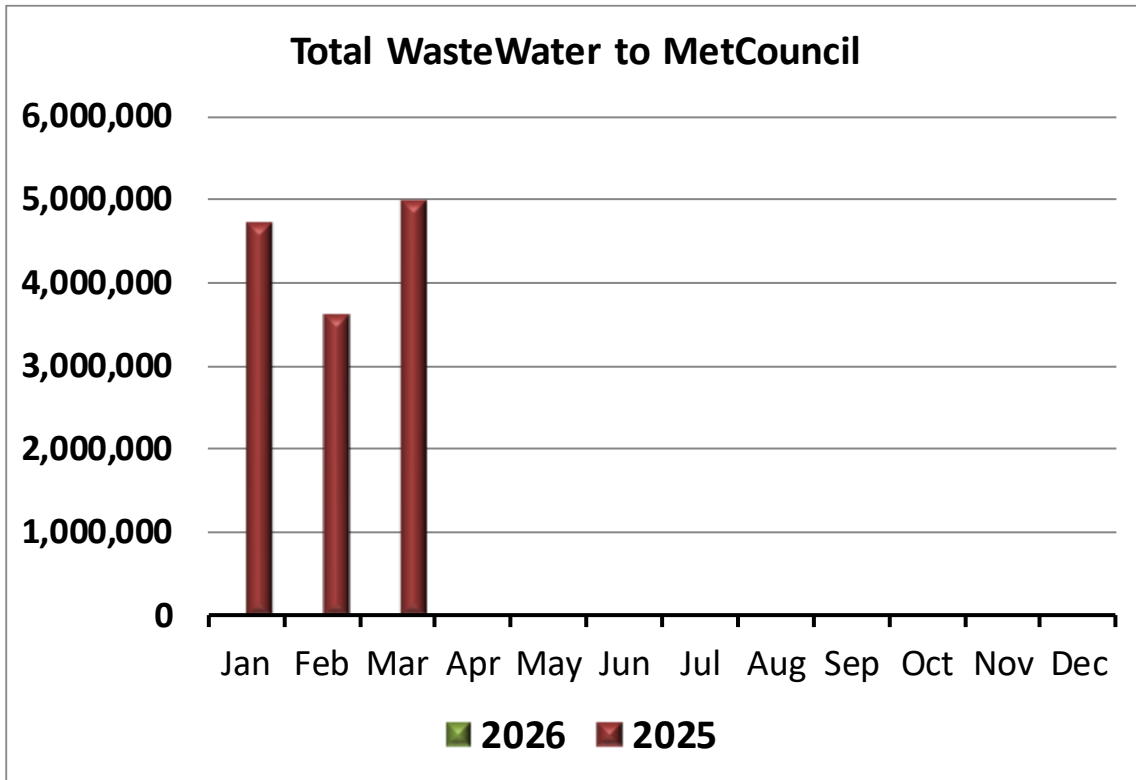
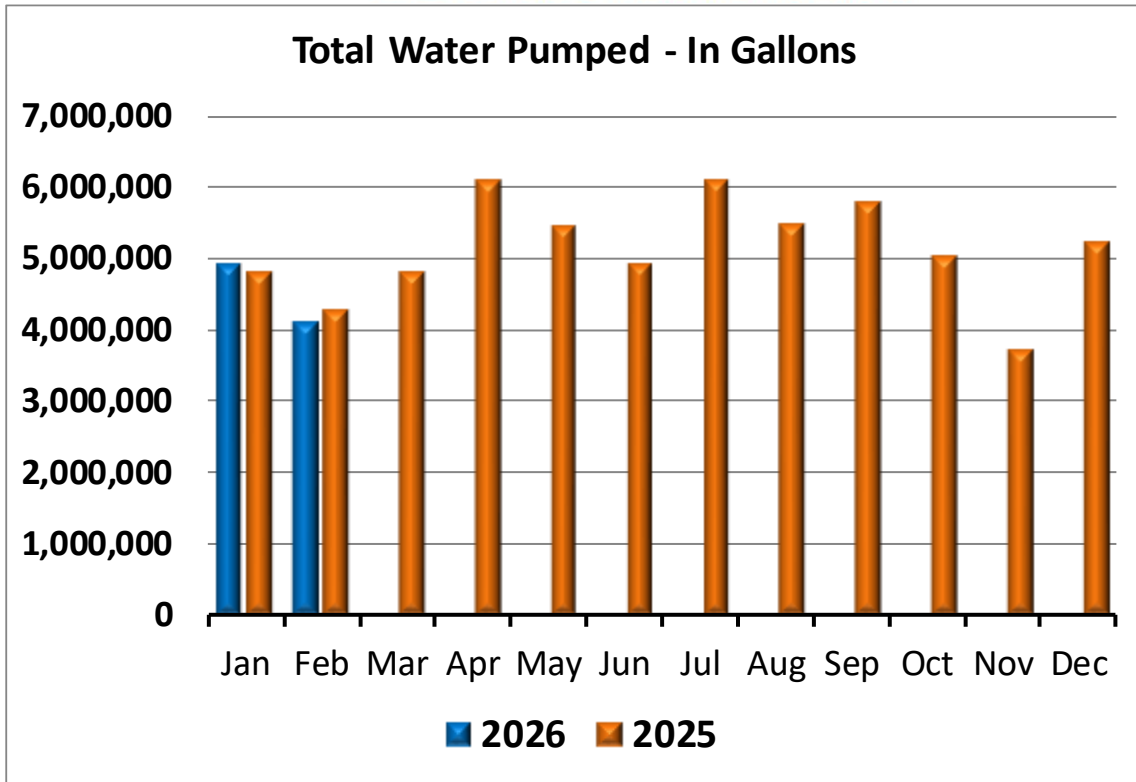
From: David Medina, Operator

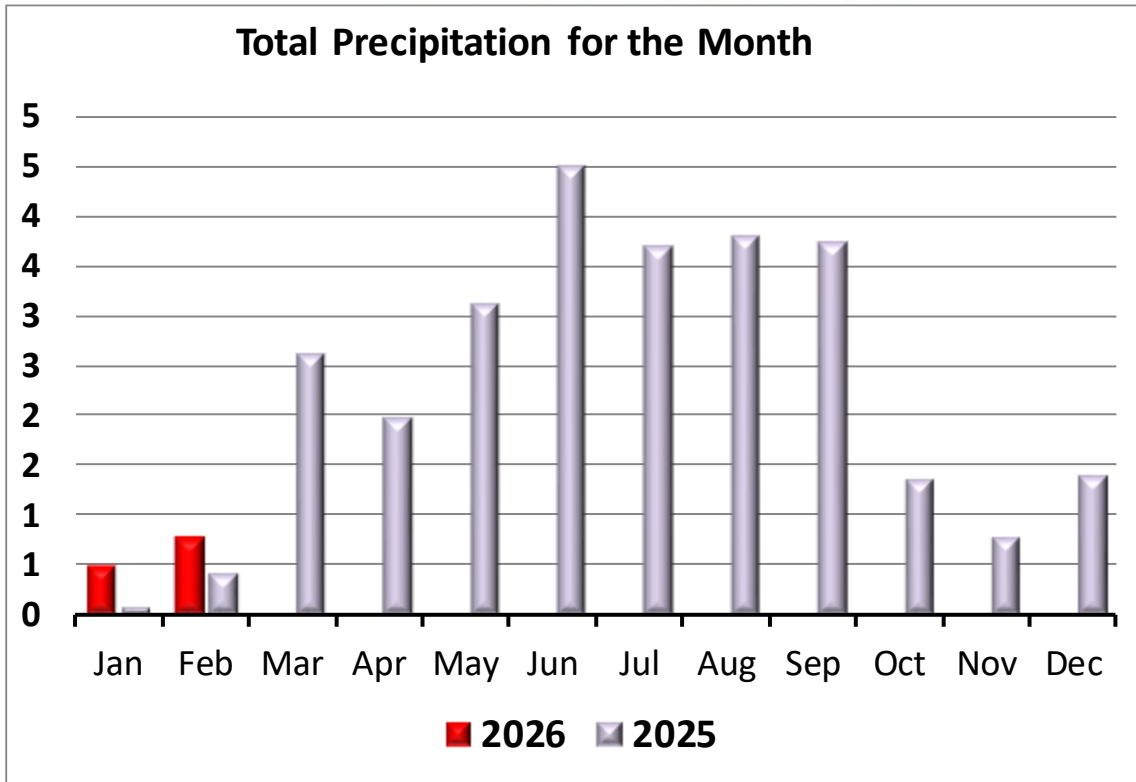
O & M Report: February 2026

## **Maple Plain Operations & Maintenance**

---

- Completed all Daily rounds and reads on water plant operations.
- Completed Monthly Fluoride sample collections per MDH monitoring schedule.
- Completed all Bac-T samples per MDH monitoring schedule.
- Completed all monthly water sampling and testing per MDH monitoring schedule.
- Completed all necessary maintenance on chemical mixers, pumps, and chemical mixing.
- Completed all monthly Chlorine Chemical cylinder change out and performed proper PPE procedures.
- Completed all assigned work orders to water treatment facilities.
- Completed at total of nine locates within city limits.
- Completed a total of five final meter reads.
- Completed meter check and meter read at community church on Budd Ave.
- Completed all assigned work orders on all city equipment.
- Completed task of maintaining city parks and trails and removing snow, as necessary.
- Fire prevention and back flow prevention inspections have been completed.
- Completed task of visiting contract sites.
- Interviewed, and now training new employee for the Maple Plain site.





		February-26	January-26	February-25
<b>Water</b>	<b>Units</b>			
Average Daily Pumped	gallons	147,000	158,838	153,179
Maximum Daily Pumped	gallons	286,000	279,000	303,000
Total Monthly Pumped	gallons	4,116,000	4,924,000	4,289,000
Well #1 Pumped	gallons	0	0	0
Well #1 Average Pumped	gallons	0	0	0
Well #3 Pumped	gallons	2,035,000	2,366,000	1,730,000
Well #3 Average Pumped	gallons	72,679,000	76,322	61,786
Well #4 Pumped	gallons	1,646,000	2,036,000	2,018,000
Well #4 Average Pumped	gallons	58,786	65,677	72,071
Fluoride used	gallons	13.20	17.40	3.80
Fluoride Average used	gallons	0.50	0.50	0.13
Poly Phosphate used	pounds	6.30	6.00	7.10
Poly Phosphate Average used	pounds	0.20	0.10	0.25
Chlorine used	pounds	140.00	218.70	161.20
Chlorine Average used	pounds	5.00	7.00	5.76
HMO used	gallons	129.30	171.50	128.50
HMO Average used	gallons	4.60	5.50	4.59
Potassium Permanganate used	gallons	113.30	134.90	127.30
<b>Wastewater</b>				
<b>Effluent Flow</b>				
Maximum Daily Pumped Wastewater	gallons	0	0	158,955
Average Daily Pumped Wastewater	gallons	0	0	129,564
Lift Station Effluent to Met Council	gallons	0	0	3,627,790
Precipitation Monthly Total	Inches	1	0	0
<b>Contract True-Ups - Current Contract Year</b>				
<b>Item</b>	<b>Budgeted Amount</b>	<b>Amount Spent</b>	<b>% of Budget</b>	<b>% of Time</b>
Chemical Budget	\$12,169.00	\$4,468.00	37%	58%
Maintenance Budget	\$6,539.00	\$1,973.00	30%	58%
<b>Total</b>	<b>\$18,708.00</b>	<b>\$6,441.00</b>	<b>34%</b>	<b>58%</b>