



Date: August 7, 2025

To: City of Maple Plain

From: David Medina, Operator

O & M Report: July 2025

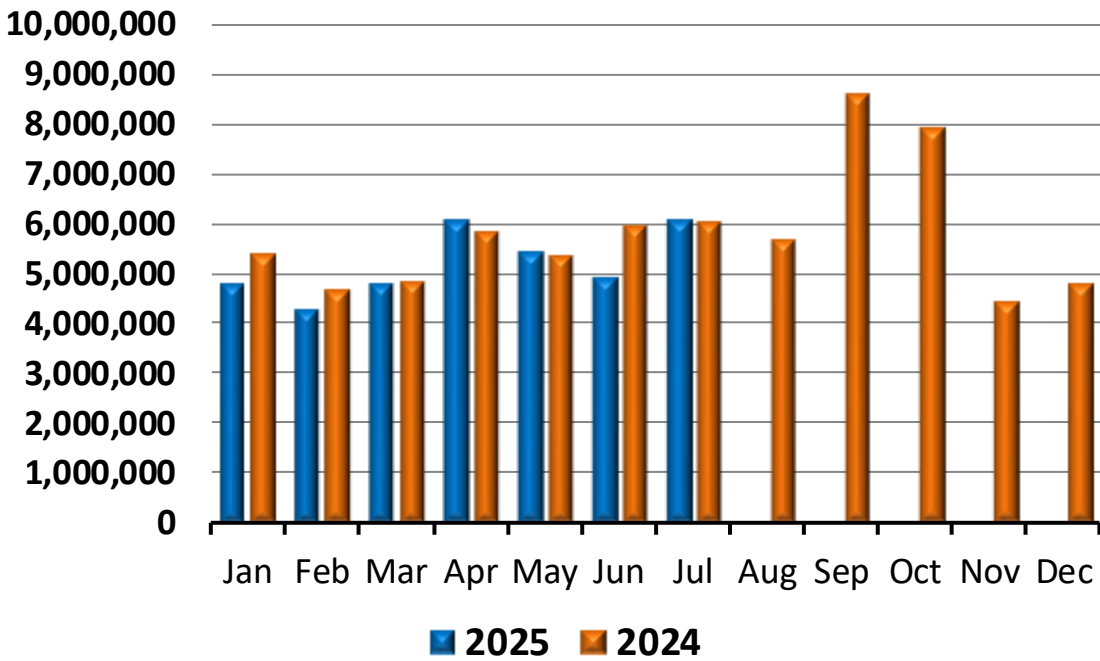
Maple Plain Operations & Maintenance

- Completed all daily rounds and daily reads on water plant operations.
- Completed 53 total locates in the city limits.
- Completed Fluoride sample per MDH Monitoring schedule.
- Completed monthly Bac-T sample per MDH monitoring schedule.
- Completed Radiochem test per MDH monitoring schedule.
- Completed WQP samples for MDH per monitoring schedule.
- Completed monthly sample collecting of water samples per MDH monitoring schedule.
- Completed necessary Chlorine Chemical cylinder change out and performed proper PPE procedures.
- Completed all necessary maintenance on chemical mixers, pumps, and chemical mixing. Performed all proper PPE procedures.
- Completed six final water meter reads.
- Completed all Public Works work orders.
- Completed all minor road maintenance tasks.
- Completed all brush removal from roadway and parks.
- Completed all park maintenance tasks.
- Completed all baseball field tasks.
- Completed all weed control spraying at designated areas.
- Installed new door actuator at Veteran's Memorial Park concession stand.

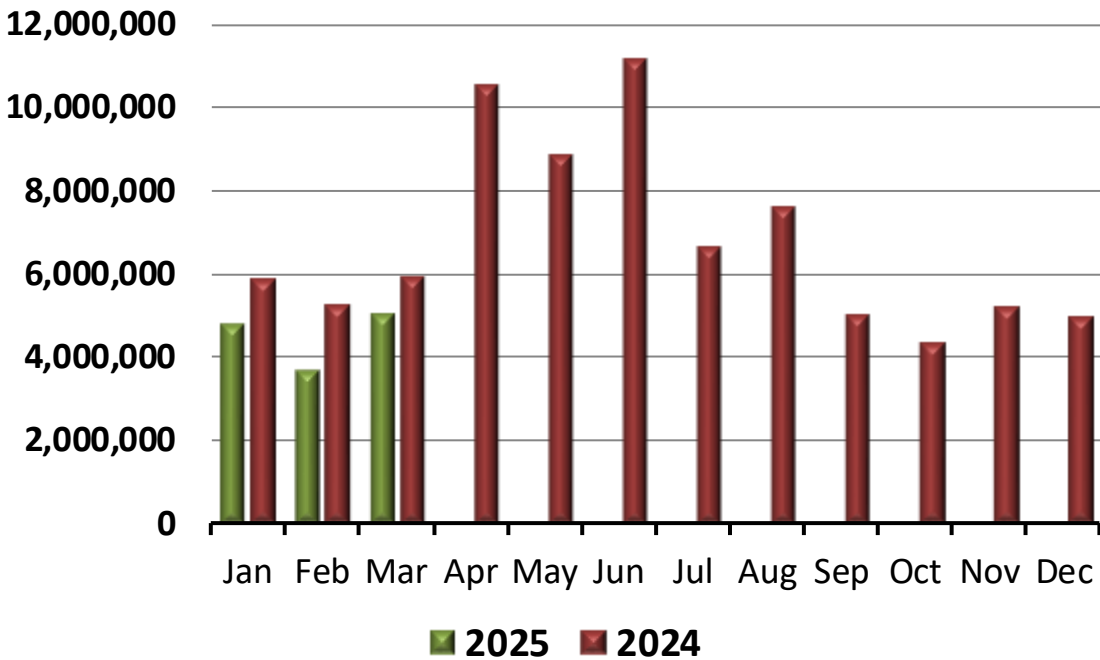


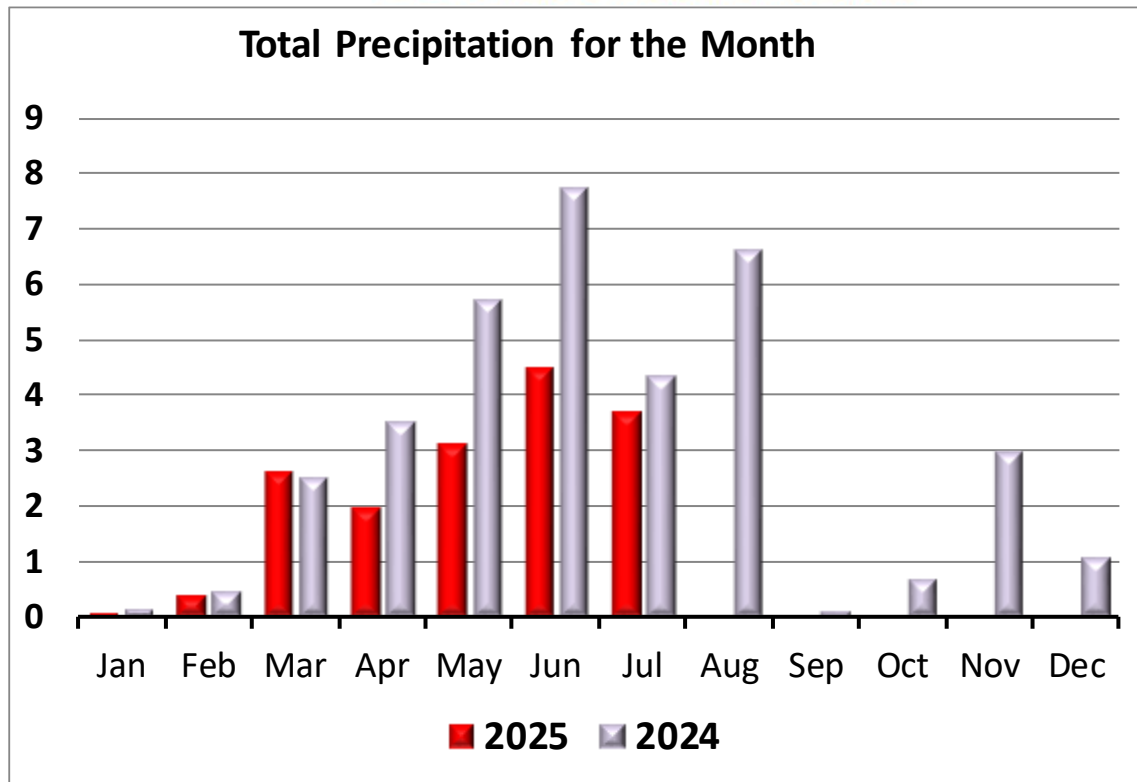
- Completed task of painting the curb yellow by post office.
- Completed task of mowing designated areas.
- Completed task of removing tree growth by crosswalk on Highway 12.
- Completed task of removing garbage by Industrial Park.
- Completion of annual cleaning and vacuuming out was performed.
- Attended city meetings.
- Completed monthly expense report.
- Completed and documented monthly work orders.
- Completed and documented all monthly reading and maintenance at contract sites.
- Ordered necessary water testing, maintenance items and PPE from USA bluebook.
- Completed cleaning and maintenance task of the public workshop.
- Installed new dead bolt lock at public workshop.
- Completed task of removing and installing new post and stop sign at the corner of Bradford St. and Perkins Ln.

Total Water Pumped - In Gallons



Total WasteWater to MetCouncil





		July-25	June-25	July-24
Water	Units			
Average Daily Pumped	gallons	196,806	164,366	194,774
Maximum Daily Pumped	gallons	281,000	255,000	338,000
Total Monthly Pumped	gallons	6,101,000	4,931,000	6,038,000
Well #1 Pumped	gallons	0	0	0
Well #1 Average Pumped	gallons	0	0	0
Well #3 Pumped	gallons	2,533,000	251,900	2,400,000
Well #3 Average Pumped	gallons	81,710	83,966	77,419
Well #4 Pumped	gallons	2,952,000	2,412,000	3,090,000
Well #4 Average Pumped	gallons	95,226	80,400	99,677
Fluoride used	gallons	17.50	19.00	8.90
Fluoride Average used	gallons	0.56	0.63	0.29
Poly Phosphate used	pounds	8.99	13.80	8.70
Poly Phosphate Average used	pounds	3.19	0.46	0.28
Chlorine used	pounds	109.20	126.10	198.30
Chlorine Average used	pounds	3.50	4.20	6.40
HMO used	gallons	60.10	25.00	108.60
HMO Average used	gallons	1.90	0.83	3.50
Potassium Permanganate used	gallons	107.10	11.50	202.00
Wastewater				
Effluent Flow				
Maximum Daily Pumped Wastewater	gallons	0	0	301,077
Average Daily Pumped Wastewater	gallons	0	0	215,109
Lift Station Effluent to Met Council	gallons	0	0	6,668,388
Precipitation Monthly Total	Inches	4	5	4
Contract True-Ups - Current Contract Year				
Item	Budgeted Amount	Amount Spent	% of Budget	% of Time
Chemical Budget	\$11,780.00	\$11,061.00	94%	100%
Maintenance Budget	\$6,330.00	\$7,827.00	124%	100%
Total	\$18,110.00	\$18,888.00	104%	100%