

Date: June 17, 2025

To: City of Maple Plain

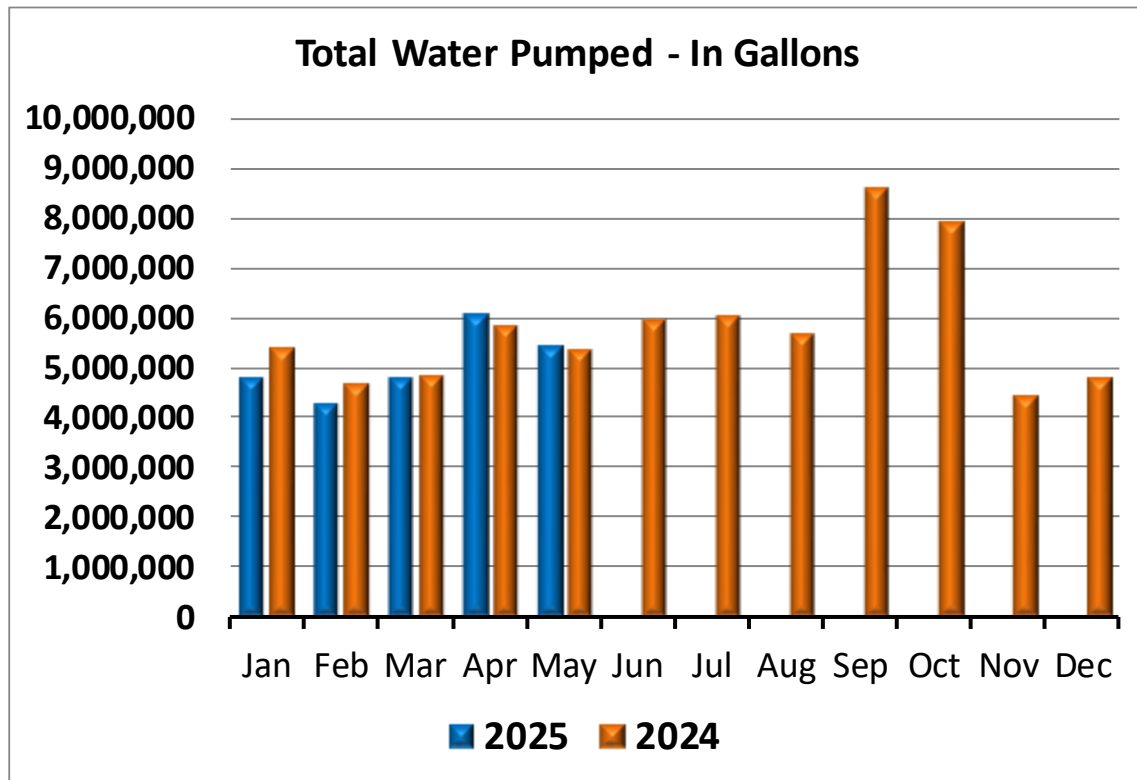
From: David Medina, Operator

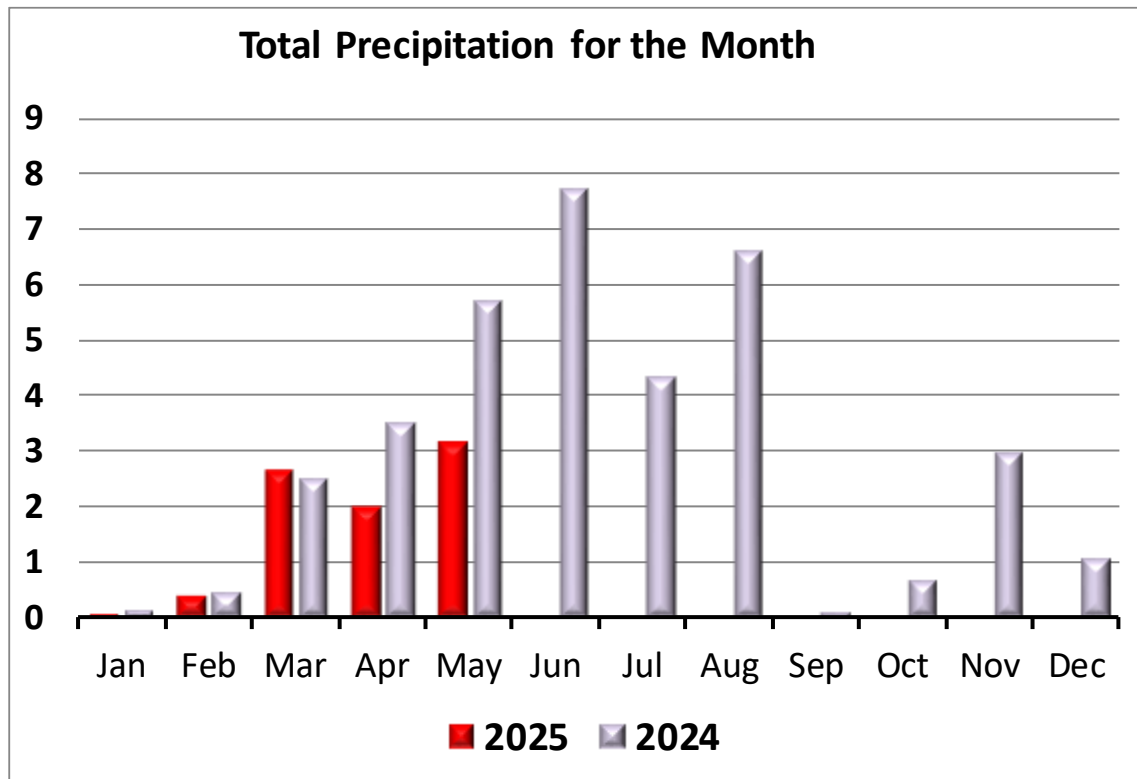
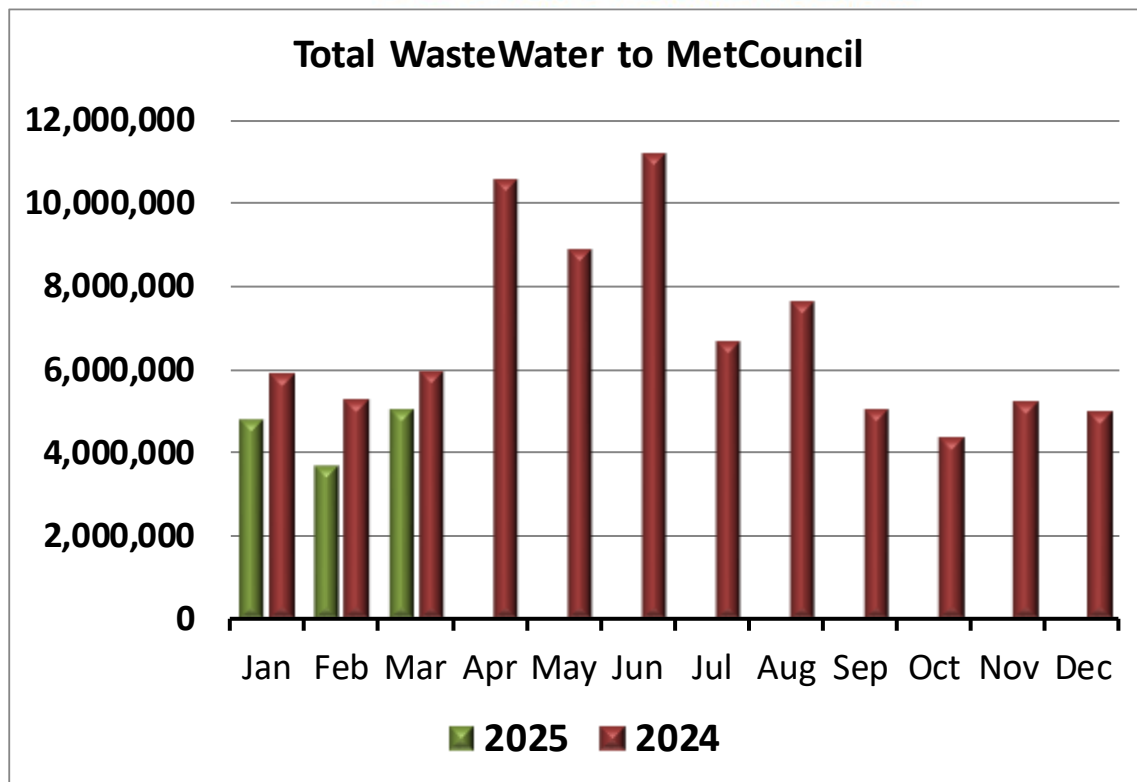
O & M Report: May 2025

Maple Plain Operations & Maintenance

- Completed all daily rounds and daily reads on water plant operations.
- Completed thirteen total locates in the city limits.
- Completed Quarterly Bac-T samples per MDH.
- Completed monthly sample collections, and testing per MDH month monitoring.
- Completed nitrite/nitrate collections per MDH monitoring schedule.
- Completed annual Consumer Confidence Report.
- Changed out Chlorine tanks and adjusted chemical feed.
- Fixed, repair, and replace Permanganate Pump, lines, and adjusted feed.
- Completed Public Works work orders.
- Completed all final water meter readings.
- Completed all water meter installs.
- Completed all park maintenance tasks.
- Completed weekly baseball field dragging tasks.
- Changed out locks at Veterans Memorial Park.
- Cleaned vandalism at Rainbow Park.
- Completed stump grinding tasks.
- Completed city street maintenance and minor repairs.
- Completed grounds keep maintenance at Public Works shop, Treatment plant, and parking lot around fire hall.
- Attended scheduled monthly city meeting.

- Completed monthly expense reports.
- Completed and documented monthly work orders.
- Inspected on going issue with crosswalk signal lighting, awaiting approval of cost and repair by electrician.
- Completed repairs and maintenance on Public Works vehicles.





		May-25	April-25	May-24
Water	Units			
Average Daily Pumped	gallons	181,699	203,367	173,387
Maximum Daily Pumped	gallons	384,000	546,000	271,000
Total Monthly Pumped	gallons	5,451,000	6,101,000	5,375,000
Well #1 Pumped	gallons	0	0	0
Well #1 Average Pumped	gallons	0	0	0
Well #3 Pumped	gallons	2,818,000	2,760,000	1,802,000
Well #3 Average Pumped	gallons	93,933	92,000	58,129
Well #4 Pumped	gallons	2,633,000	2,699,000	2,367,000
Well #4 Average Pumped	gallons	87,766	89,967	76,355
Fluoride used	gallons	8.20	6.70	12.10
Fluoride Average used	gallons	0.27	0.22	0.39
Poly Phosphate used	pounds	9.00	8.90	7.60
Poly Phosphate Average used	pounds	0.30	0.30	0.25
Chlorine used	pounds	118.40	187.00	135.20
Chlorine Average used	pounds	3.94	6.23	4.36
HMO used	gallons	114.00	87.00	124.30
HMO Average used	gallons	3.80	2.90	4.01
Potassium Permanganate used	gallons	84.40	178.50	139.00
Wastewater				
Effluent Flow				
Maximum Daily Pumped Wastewater	gallons	293,000	0	507,175
Average Daily Pumped Wastewater	gallons	0	0	287,002
Lift Station Effluent to Met Council	gallons	0	0	8,897,052
Precipitation Monthly Total	Inches	3	2	6
Contract True-Ups - Current Contract Year				
Item	Budgeted Amount	Amount Spent	% of Budget	% of Time
Chemical Budget	\$11,780.00	\$11,041.00	94%	83%
Maintenance Budget	\$6,330.00	\$6,623.00	105%	83%
Total	\$18,110.00	\$17,664.00	98%	83%