



CITY OF MORGAN'S POINT RESORT

Taran Vaszocz-Williams

Fire Chief

Morgan's Point Resort Fire Department

6 Lakeforest Drive

Morgans's Point Resort, Texas 76513-6438

January 3, 2022

Honorable Mayor and Council,

2022 was quite the year for us! The department saw many changes and faced them all with the resiliency and zeal I trust you have come to appreciate from us. I have elected to highlight a few things from an annual perspective in this update and am looking forward to presenting a portion of our roadmap for the future at the January 10th City Council Meeting.

1. The department responded to 802 calls in calendar year 2022. That represents a 12% decrease over 2021 (N=914). That number does not tell the entire story, however...

- **Priority 1** Event Types: 285 in 2021 283 in 2022 0.70% Decrease
- **Priority 2** Event Types: 309 in 2021 311 in 2021 0.64% Increase
- **Priority 3** Event Types: **320 in 2021** 207 in 2022 **35.31% Decrease**

Nearly 70% of this decrease can be attributed to no longer responding to nonemergency boat calls; 76 in 2021 and only 6 in 2022

Our Bell County Rural Response Reimbursement was nearly identical between both years, yet our boat R&M was markedly lower in 2022

The biggest benefit overall was reduced workload on volunteer members, preserving their efforts for higher priority fire and rescue event types, and keeping our response resources in district to maintain the safety of our community.

2. **Average Response Time** for all Priority 2 or higher calls was 10 minutes, 15 seconds (N=594).

Response time within the City limits was 6 minutes, 23 seconds.

3. A total of **18,121 Hours** were worked on station throughout the year:

Consider that equates with **348 Hours** each **week**, or **50 Hours** each **day** spent preparing for and responding to the needs of our community.

Career Staff (4)	5415 Hours	31%
Volunteer Staff (17)	11,142 Hours	61%
Relief Driver (5)	1564 Hours	8%

Hours worked is exclusive of City Holiday, PTO and Sick Leave

4. **Active Roster-** Seventeen members met or exceeded the requirements for Active Service Units in CY 2022.

5. **Fire Call Mix-**

We have established that the department responded to a similar number of calls over the past two years, once adjusted for a reduction in non-emergency event types. There are so many variables that it is often difficult to paint a concise picture of our activity. However, you may find the following a bit surprising:

- Grass Fires: 29 in 2021 **89 in 2022**
- Structure Fires: 37 in 2021 **42 in 2022**
- Other Fires: 40 in 2021 **73 in 2022**

Calls for Emergency Medical Services and Rescue Conditions still make-up roughly 70% of our call volume. That percentage remains consistent with the national average.

6. **Education Services-**

MPR Fire continued to lead the way in education and training opportunities for our members.

- Over 100 hours of in-person training was offered last year.
- The department partnered with CE Solutions to provide Texas Department of State Health Services accredited CE for our growing body of EMS certified personnel. This program is managed by Fire Specialist Maines and includes members of MPRPD.
- Several members continue to be successful in Paramedic school and will graduate this year.
- I am working towards brining an accelerated EMT program to our area for volunteer members and will be working with that program over the next two months as a pilot class is taught and curriculum developed.

- We are sending several more through Fire in Texas, an online TCFP accredited training academy and will be managing their hands-on training and skills in the coming year at the station.

7. Radio System Update-

Every riding position outfitted with an SCBA (Firefighter's breathing air system) is now equipped with the latest generation of Motorola digital radio. These radios do not just modernize the communication system for our department, they also bring us into full compliance with the P25 Phase II requirements of Bell County. They are the first purpose-built, ruggedized radios designed for the harsh conditions of interior firefighting and are intrinsically safe. The radios each bear a unique ID that appears on all other portable radios in our fleet and at the communications center. If a Firefighter becomes lost, trapped or in a hostile situation, they can activate an emergency ID button that tells all of us exactly who is in need of help. We built this system within budget and with the assistance of a Bell County grant and the generosity of our community as expressed through donations to the Morgan's Point Resort Volunteer Firefighters Association.

8. The Road Ahead-

We will focus our efforts this year on policy development and revision to meet the changing landscape of our community and responses. This will include an emphasis on pre-fire planning, inspections and updating the way information is shared to our responders. The adoption of the 2021 International Fire Code is meant to enhance this mission and provide meaningful direction.

Improvements have been made to the station to support crew comfort and safety, including the construction of personal protective equipment storage that will reduce our exposure to carcinogens, prolong the service life of our gear and bring us into compliance with the state.

Kindly,

Taran Vaszocz
Fire Chief

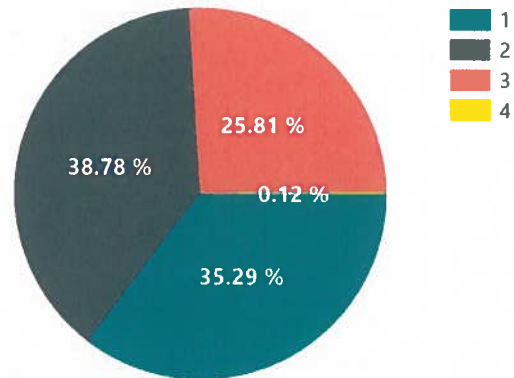
Annual Report - MPFD

2022



Event Priority	Event Count
1	283
2	311
3	207
4	1
Total	802

Event Priority



Event Priority	Response Time	Start To Add Time	Add To Disp Time	Disp To En Rte Time	En Rte To Arv Time	Arv To Close Time
1	628	53	36	163	492	3164
2	604	67	33	177	452	1768
3	515	62	32	162	389	1256
4		0	100			

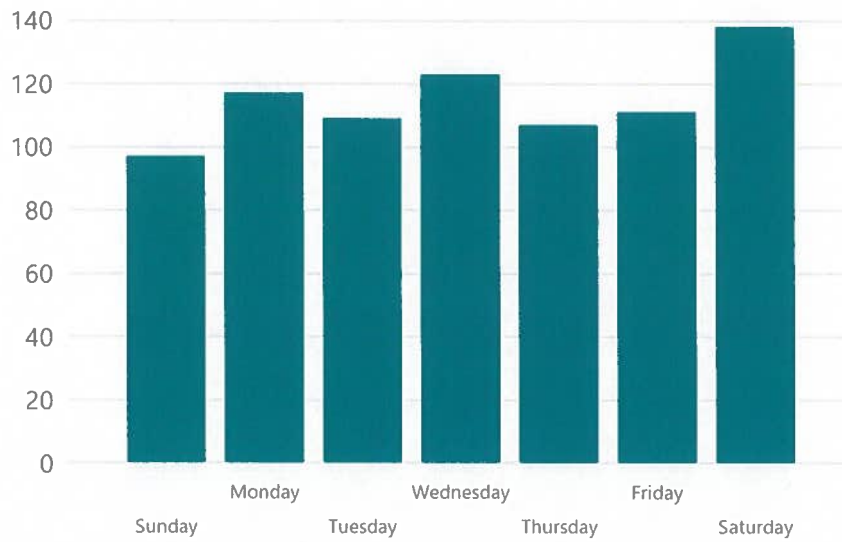
(Response times in seconds.)

Annual Report - MPFD

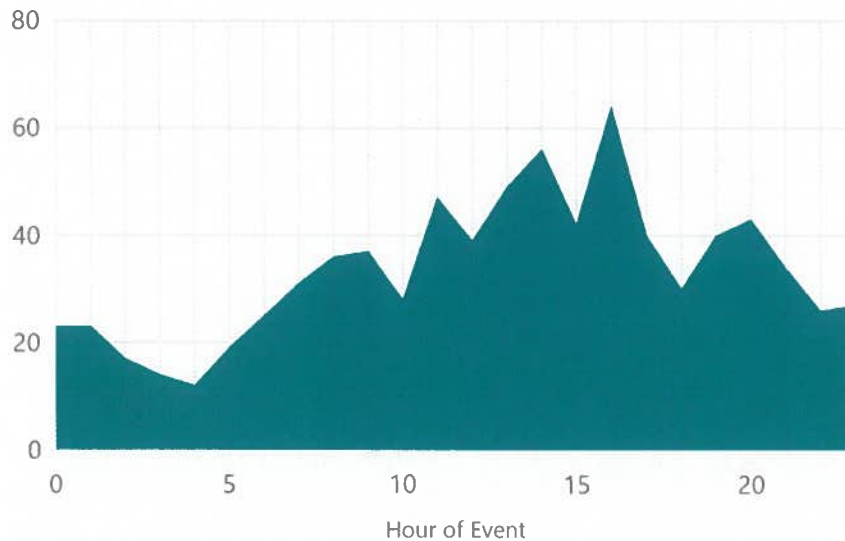
2022



Event Counts by Day of Week



Event Counts by Hour of Day (24 hour)



Annual Report - MPFD

2022



Event Counts by Type

Event Type	Event Count
FALLS	110
GRASS FIRE	89
SICK PERSON	76
CHEST PAIN (NON-TRAUMATIC)	44
STRUCTURE FIRE	43
BREATHING PROBLEMS	40
MUTUAL AID	35
UNCONSCIOUS/FAINTING (NEAR)	30
FD ASSISTANCE (LADDER, BEES, EQUIP)	25
TRAFFIC/TRANSPORTATION ACCIDENTS	25
UNKNOWN STATUS (MAN DOWN)	24
CONTROL BURN	24
CONVULSIONS/SEIZURES	22
ALARM	21
PSYCHIATRIC/ABNORMAL BEHAVIOR/SUICIDE ATTEMPT	20
CARDIAC OR RESPIRATORY ARREST/DEATH	18
HEMORRHAGE/LACERATIONS	17
TRANSFORMER ARCING	13
STROKE	12
OVERDOSE/POISONING	11
DIABETIC PROBLEMS	11
HEART PROBLEMS /A.I.C.D.	10
ABDOMINAL PAIN/PROBLEMS	10
TRAUMATIC INJURIES (SPECIFIC)	9
STILL ALARM CAR DUMPSTER ETC	7
ASSAULT/SEXUAL ASSAULT	7

Annual Report - MPFD

2022



DISABLED VEHICLE	6
BACK PAIN (NON-TRAUMATIC OR NON-RECENT TRAUMA)	5
ALLERGIES(REACTIONS)/ENVENOMATIONS (STINGS,BITES)	4
DROWNING(NEAR)/DIVING/SCUBA ACCIDENT	4
EAST SIDE TASK FORCE - GRASS FIRE	4
ODOR OF OR GAS LEAK	3
CARBON MONOXIDE/INHALATION/HAZMAT/CBRN	3
VEHICLE ON FIRE	3
FIGHT	2
PREGNANCY/CHILDBIRTH/MISCARRIAGE	2
HEADACHE	2
BURNS (SCALDS)/EXPLOSION (BLAST)	2
SPILL CONTROL	1
ANIMAL	1
ENDANGERED	1
HEAT/COLD EXPOSURE	1
ADMIN DUTIES	1
ELECTROCUTION/LIGHTNING	1
STAB/GUNSHOT/PENETRATING TRAUMA	1
INACCESSIBLE INCIDENT/OTHER ENTRAPMENT	1
CHOKING	1
Total	802

ASU Rank CY 2022

Timekeeping				Monthly Statistics		Standard Met		
Rank	Member	Total Hours	Training Hours	Station Duty	Incident Count	ASU	Training Threshold	ASU Threshold
1	Watts	3201	79	3122	290	3491	7	3203
2	Maines	2257	64	2193	180	2437	8	2149
3	Vasroc, T	2312	69	2243	101	2413	3	2125
4	Sibley	2184	82	2102	150	2334	10	2046
5	Wilkerson	2156	73	2083	150	2306	1	2018
6	Reynolds	975	32	943	81	1056	40	768
7	Shaver	761	93	668	243	1004	21	716
8	Long	881	44	837	86	967	28	679
9	Vasroc, W	773	634	139	11	784	562	496
10	Buckner	666	64	602	109	775	8	487
11	McClellan	444	29	415	20	464	43	176
12	Snyder	387	39	348	67	454	33	166
13	Castelli, D	421	70	351	32	453	2	165
14	Rojas	396	2	394	18	414	70	126
15	Conklin	408	420	-12	1	409	348	121
16	Woodard	296	74	222	35	331	2	43
17	Ratcliff	257	51	206	51	308	21	20
18	Req Not Met	223	89	134	19	242	17	46
19	Req Not Met	221	29	192		221	43	67
20	Req Not Met	115	23	92	27	142	49	146
21	Req Not Met	133	37	96	8	141	35	147
22	Req Not Met	98		98	6	104	72	184
23	Req Not Met	98	2	96	5	103	70	185
24	Req Not Met	81	18	63	18	99	54	189
25	Req Not Met	12	3	9		12	69	276
26	Req Not Met	2	2		2	4	70	284
							72	288
Total		19758	2122	17636	1710	21468	178	13692
Average		732	79	653	63	795	7	507