

---

# City of Montgomery Municipal Court Report October 2021

Kimberly Duckett  
Court Administrator



# Comparison Chart

## Citations and Revenue January 2018 - Present

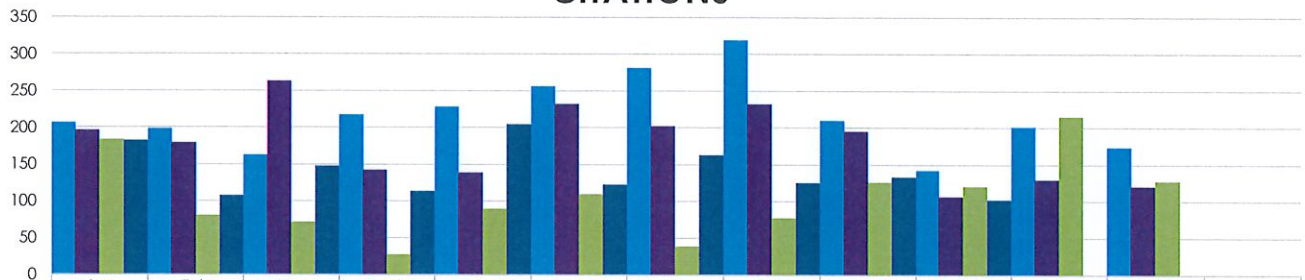
	2018	2019	2020	2021
<i>Jan</i>	207	197	184	183
<i>Feb</i>	199	180	81	108
<i>Mar</i>	163	264	72	148
<i>April</i>	218	143	28	114
<i>May</i>	229	139	90	205
<i>June</i>	257	233	110	123
<i>July</i>	282	203	39	163
<i>Aug</i>	320	233	78	126
<i>Sept</i>	211	196	127	134
<i>Oct</i>	143	107	121	103
<i>Nov</i>	202	130	216	
<i>Dec</i>	174	121	128	

**Totals**            2605            2146            1274            1407

	2018	2019	2020	2021
<i>Jan</i>	\$45,128.89	\$36,756.35	\$23,063.40	\$36,932.88
<i>Feb</i>	\$51,188.10	\$33,590.10	\$33,280.30	\$38,953.88
<i>Mar</i>	\$52,380.12	\$47,500.50	\$23,585.48	\$45,260.60
<i>April</i>	\$39,781.86	\$40,450.17	\$13,514.80	\$40,808.03
<i>May</i>	\$55,321.25	\$29,687.31	\$14,418.77	\$21,995.10
<i>June</i>	\$25,193.20	\$30,546.14	\$27,969.63	\$35,692.30
<i>July</i>	\$39,922.89	\$35,339.40	\$20,394.55	\$33,874.84
<i>Aug</i>	\$51,021.18	\$40,020.15	\$18,860.50	\$34,639.40
<i>Sept</i>	\$50,959.23	\$35,212.57	\$20,678.83	\$34,747.41
<i>Oct</i>	\$37,954.40	\$25,875.30	\$25,084.90	\$29,668.47
<i>Nov</i>	\$30,792.97	\$22,745.80	\$24,177.27	
<i>Dec</i>	\$27,171.20	\$28,590.70	\$37,442.27	

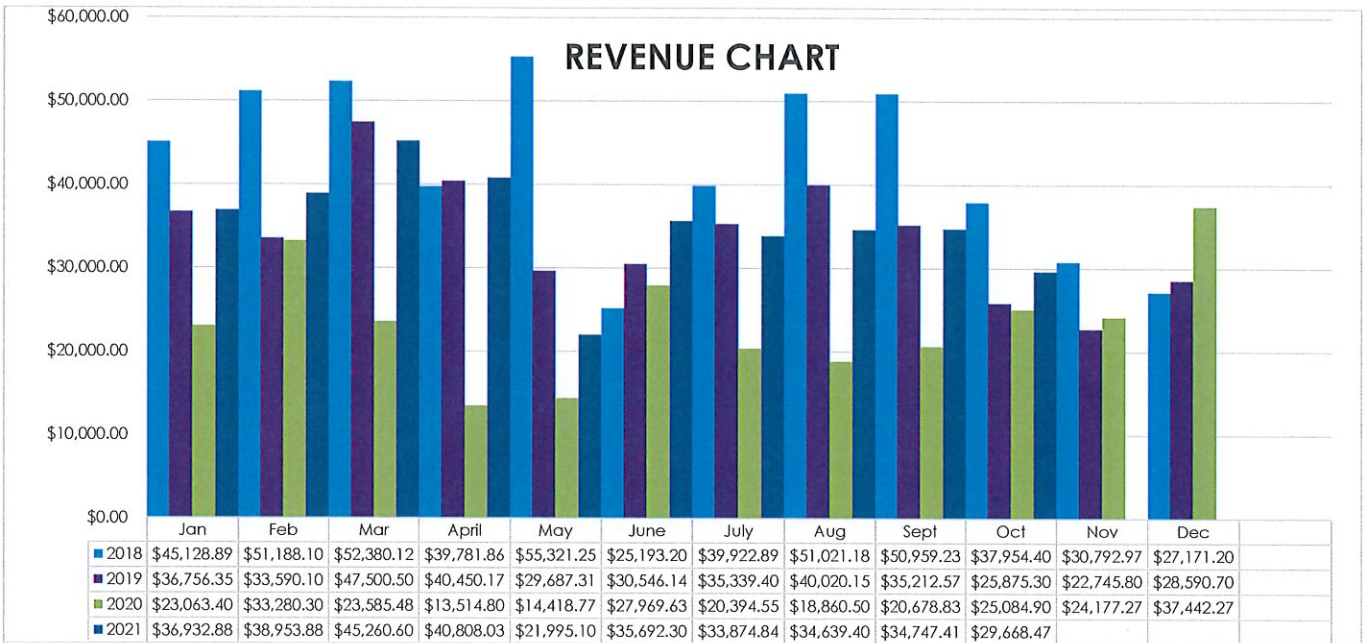
**Totals**            \$506,815.29            \$406,314.49            \$282,470.70            \$352,572.91

## CITATIONS



	Jan	Feb	Mar	April	May	June	July	Aug	Sept	Oct	Nov	Dec	
■ 2018	207	199	163	218	229	257	282	320	211	143	202	174	
■ 2019	197	180	264	143	139	233	203	233	196	107	130	121	
■ 2020	184	81	72	28	90	110	39	78	127	121	216	128	
■ 2021	183	108	148	114	205	123	163	126	134	103			

### REVENUE CHART



# City of Montgomery Municipal Court Report November 2021

Kimberly Duckett  
Court Administrator



# Comparison Chart

## Citations and Revenue January 2018 - Present

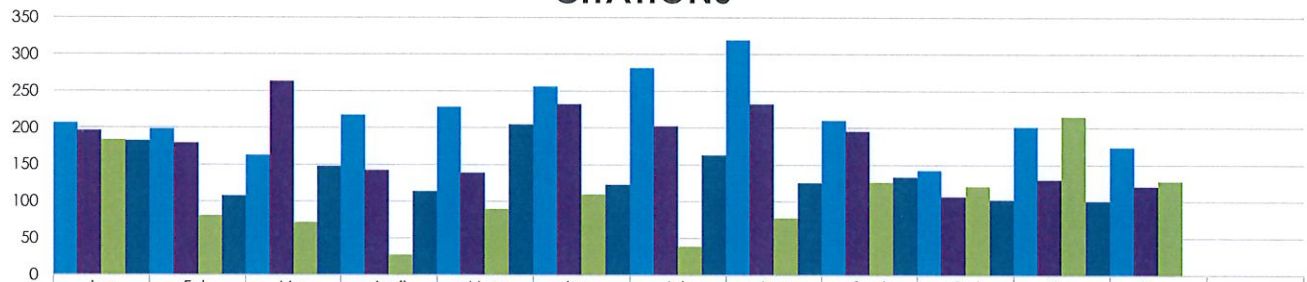
	2018	2019	2020	2021
<i>Jan</i>	207	197	184	183
<i>Feb</i>	199	180	81	108
<i>Mar</i>	163	264	72	148
<i>April</i>	218	143	28	114
<i>May</i>	229	139	90	205
<i>June</i>	257	233	110	123
<i>July</i>	282	203	39	163
<i>Aug</i>	320	233	78	126
<i>Sept</i>	211	196	127	134
<i>Oct</i>	143	107	121	103
<i>Nov</i>	202	130	216	101
<i>Dec</i>	174	121	128	

**Totals**            2605            2146            1274            1508

	2018	2019	2020	2021
<i>Jan</i>	\$45,128.89	\$36,756.35	\$23,063.40	\$36,932.88
<i>Feb</i>	\$51,188.10	\$33,590.10	\$33,280.30	\$38,953.88
<i>Mar</i>	\$52,380.12	\$47,500.50	\$23,585.48	\$45,260.60
<i>April</i>	\$39,781.86	\$40,450.17	\$13,514.80	\$40,808.03
<i>May</i>	\$55,321.25	\$29,687.31	\$14,418.77	\$21,995.10
<i>June</i>	\$25,193.20	\$30,546.14	\$27,969.63	\$35,692.30
<i>July</i>	\$39,922.89	\$35,339.40	\$20,394.55	\$33,874.84
<i>Aug</i>	\$51,021.18	\$40,020.15	\$18,860.50	\$34,639.40
<i>Sept</i>	\$50,959.23	\$35,212.57	\$20,678.83	\$34,747.41
<i>Oct</i>	\$37,954.40	\$25,875.30	\$25,084.90	\$29,668.47
<i>Nov</i>	\$30,792.97	\$22,745.80	\$24,177.27	\$23,458.35
<i>Dec</i>	\$27,171.20	\$28,590.70	\$37,442.27	

**Totals**            \$506,815.29            \$406,314.49            \$282,470.70            \$376,031.26

## CITATIONS



	Jan	Feb	Mar	April	May	June	July	Aug	Sept	Oct	Nov	Dec
■ 2018	207	199	163	218	229	257	282	320	211	143	202	174
■ 2019	197	180	264	143	139	233	203	233	196	107	130	121
■ 2020	184	81	72	28	90	110	39	78	127	121	216	128
■ 2021	183	108	148	114	205	123	163	126	134	103	101	

### REVENUE CHART

