



SPOKANE COUNTY
SHERIFF

Sheriff John F. Nowels

Spokane County Sheriff's Office Monthly Statistical Crime Review

January 2025

Millwood Reports

(includes all incidents that the Sheriff's Office handled
within the City of Millwood)

The data reflected in these reports pertain to only incidents involving
Spokane County Sheriff's Office personnel.

Airway Heights, Cheney, Liberty Lake, Fairchild Air Force Base, and the City
of Spokane all have their own law enforcement agency. Their data is not
reflected in these reports.



Prepared by Regional Intelligence Group 9 on: 02/13/2025



SPOKANE COUNTY SHERIFF'S OFFICE

Regional Intelligence Group 9

MONTHLY CRIME STATISTICS COMPARISON - Millwood

Preliminary IBR Counts



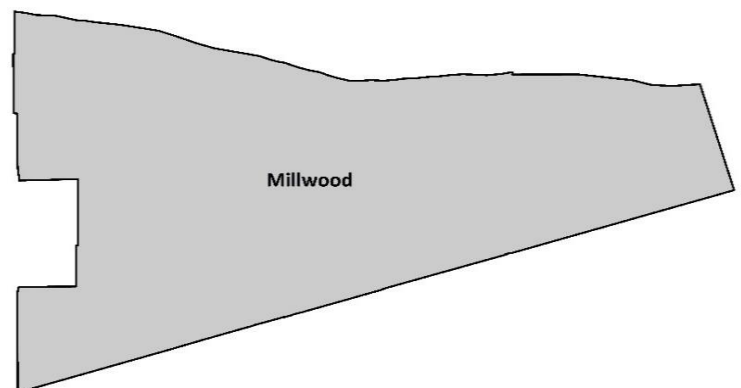
NIBRS Categories	January				Year to Date			
	2025	2024	Change	Average	2025	2024	Change	Average
Crimes Against People								
Criminal Homicide	0	0	0%	0	0	0	0%	0
Neg Manslaughter	0	0	0%	0	0	0	0%	0
Rape	0	0	0%	0	0	0	0%	0
Aggravated Assault	0	0	0%	1	0	0	0%	1
Simple Assault	1	0	100%	1	1	0	100%	1
Crimes Against Property								
Robbery	1	0	100%	1	1	0	100%	1
Burglary - Residential	0	0	0%	1	0	0	0%	1
Burglary - Garage	1	0	100%	0	1	0	100%	0
Burglary - Commercial	0	1	-100%	1	0	1	-100%	1
Theft	1	0	100%	2	1	0	100%	2
Theft - Shoplifting	3	2	50%	3	3	2	50%	3
Vehicle Theft	0	1	-100%	1	0	1	-100%	1
Malicious Mischief	3	1	200%	2	3	1	200%	2
Vehicle Prowl	0	0	0%	2	0	0	0%	2

* averages are a 5 year average and are calculated on data since 01/01/2020

This chart represents preliminary counts of the original incident reports. Full statistical analysis to determine the confidence level of this data has not been performed. In general, the preliminary incident counts are less than the crimes eventually reported on the yearly crime report.

Notes on Category Groupings:

Criminal Homicide = IBR Classification 09A
 Neg Manslaughter = IBR Classification 09B
 Rape = IBR Classification 11A, 11B, & 11C
 Aggravated Assault = IBR Classification 13A
 Simple Assault = IBR Classification 13B
 Robbery = IBR Classification 120
 Burglary = IBR Classification 220 (residential, garage, and commercial breakdown is done by statute description)
 Theft = IBR Classifications 23A, 23B, 23D, 23E, 23G, 23H
 Theft - Shoplifting = IBR Classification 23C (intentionally removed from the theft grouping)
 Vehicle Theft = IBR Classification 240
 Malicious Mischief = IBR Classification 290, Destruction/Damage/Vandalism
 Vehicle Prowl = IBR Classification 23F, Theft from Motor



SPOKANE COUNTY SHERIFF'S OFFICE

Regional Intelligence Group 9

IBR Count by District - Millwood Highlighted



Time Period: January 2025

IBR Offense	Spokane Valley Districts						Unincorporated Districts														MW	RF	SPA	WAV	OTHER	TOTAL
	1	2	3	4	5	6	7	8	9	10	11	12	13	14	15	DP	FF	LAH	ML							
09A Murder/NonNegligent Manslaughter	0	0	0	0	0	0	0	0	0	0	0	0	0	0	0	0	0	0	0	0	0	0	0	0	0	0
09B Negligent Manslaughter	0	0	0	0	0	0	0	0	0	0	0	0	0	0	0	0	0	0	0	0	0	0	0	0	0	0
100 Kidnapping/Abduction	1	0	0	0	0	0	0	0	0	0	0	0	0	0	0	0	0	0	0	0	0	0	0	0	0	1
11A Rape - Forcible	1	0	0	0	1	0	0	0	0	0	0	0	0	0	0	0	0	0	0	0	0	0	0	1	0	3
11B Sodomy - Forcible	0	0	0	0	0	0	0	0	0	0	0	0	0	0	0	0	0	0	0	0	0	0	0	2	0	2
11C Sex Assault With Object	0	0	0	0	0	0	0	0	0	0	0	0	0	0	0	0	0	0	0	0	0	0	0	0	0	0
11D Fondling - Forcible	0	1	0	0	0	0	0	0	0	0	0	0	0	0	0	0	0	0	0	0	0	0	0	1	0	2
120 Robbery	0	0	0	1	1	1	2	0	0	1	0	0	1	0	0	0	0	0	0	0	0	0	0	0	0	8
13A Aggravated Assault	3	0	0	4	1	0	2	1	0	0	1	1	0	0	0	0	0	0	0	0	0	0	0	4	0	17
13B Simple Assault	8	7	11	10	5	4	3	2	2	3	6	1	10	4	0	2	0	0	0	7	1	0	0	0	7	93
13C Intimidation	3	3	5	4	2	4	0	3	3	0	2	2	4	2	0	0	0	0	0	0	0	0	0	4	0	41
36A Incest	0	0	0	0	0	0	0	0	0	0	0	0	0	0	0	0	0	0	0	0	0	0	0	0	0	0
36B Rape - Statutory	0	0	0	0	0	0	0	0	0	0	0	0	0	0	0	0	0	0	0	0	0	0	0	0	0	0
64A Human Trafficking - Commercial Sex Acts	0	0	0	0	0	0	0	0	0	0	0	0	0	0	0	0	0	0	0	0	0	0	0	2	0	2
64B Human Trafficking - Involuntary Servitude	0	0	0	0	0	0	0	0	0	0	0	0	0	0	0	0	0	0	0	0	0	0	0	0	0	0
500 Violation of Protection Orders	4	4	3	2	1	4	0	0	2	0	1	2	3	2	0	2	0	0	0	2	0	0	0	8	0	40
Total Crimes Against Persons	20	15	19	21	11	13	7	6	7	4	10	6	18	8	0	4	0	0	9	2	0	0	0	29	0	209
200 Arson	0	0	1	0	0	0	0	0	0	0	0	0	0	0	0	0	0	0	0	0	0	0	0	0	0	1
210 Extortion/Blackmail	2	0	1	0	2	3	1	1	2	1	1	1	2	0	0	1	0	0	0	0	0	0	0	1	0	19
220 Burglary/Breaking & Entering	10	8	5	9	1	13	4	1	3	6	2	3	5	4	0	0	0	0	0	1	0	0	0	3	0	78
23A Theft - Pocket-Picking	0	0	0	0	0	0	0	0	0	0	0	0	0	0	0	0	0	0	0	0	0	0	0	0	0	0
23B Theft - Purse Snatching	0	0	0	0	0	0	0	0	0	0	0	0	0	0	0	0	0	0	0	0	0	0	0	0	0	0
23C Theft - Shoplifting	19	4	4	31	7	5	0	0	0	2	0	0	1	0	0	0	0	0	1	3	0	0	0	5	0	82
23D Theft From Building	9	4	3	6	0	0	0	1	0	1	1	2	6	0	0	0	0	0	0	0	1	0	0	4	0	38
23E Theft From Coin Operated Machine	0	0	0	0	0	0	0	0	0	0	0	0	0	0	0	0	0	0	0	0	0	0	0	0	0	0
23F Theft From Motor Vehicle	10	20	9	10	2	13	2	0	2	2	1	3	2	1	0	2	0	0	0	0	2	0	0	2	0	83
23G Theft of Motor Vehicle Parts/Accessories	4	4	2	4	1	4	0	1	0	1	0	0	3	0	0	0	0	0	0	0	0	0	0	4	0	28
23H Theft - All Other	12	12	5	7	4	14	8	5	6	3	3	4	6	2	0	3	0	0	0	1	0	0	0	11	0	106
240 Motor Vehicle Theft	7	5	0	4	1	7	0	1	1	1	0	2	3	1	0	0	0	0	0	0	0	0	0	1	0	34
250 Counterfeiting/Forgery	2	1	2	1	1	1	1	1	0	1	1	1	1	2	0	1	0	0	0	0	0	0	0	2	0	19
26A Fraud - False Pretense/Swindling	8	4	7	2	2	3	4	1	1	6	2	2	7	2	0	2	0	0	1	0	0	0	0	6	0	60
26B Fraud - Credit Card/ATM	4	2	4	2	3	4	0	0	2	2	0	2	1	1	0	0	0	0	1	0	1	0	0	2	0	31
26C Fraud - Impersonation	3	3	5	0	4	1	3	2	4	1	2	4	5	2	0	0	0	0	1	0	0	0	0	5	0	45
26D Welfare Fraud	0	1	0	0	0	0	0	0	0	0	0	0	0	0	0	0	0	0	0	0	0	0	0	0	0	1
26F Identity Theft	3	2	1	3	0	1	3	1	2	1	3	0	4	0	0	0	0	0	1	0	0	0	0	3	0	28
26G Hacking/Computer Invasion	1	1	1	0	1	1	0	0	1	1	2	1	1	1	0	0	0	0	1	0	0	0	0	1	0	14

SPOKANE COUNTY SHERIFF'S OFFICE

Regional Intelligence Group 9

IBR Count by District - Millwood Highlighted



Time Period: January 2025

IBR Offense	Spokane Valley Districts						Unincorporated Districts														MW	RF	SPA	WAV	OTHER	TOTAL
	1	2	3	4	5	6	7	8	9	10	11	12	13	14	15	DP	FF	LAH	ML							
270 Embezzlement	0	0	0	1	0	0	0	1	0	0	0	0	0	0	0	0	0	0	0	0	0	0	0	0	0	2
280 Stolen Property Offense (Receiving, etc.)	1	1	1	2	0	1	0	0	0	0	0	1	2	0	0	0	0	0	0	0	0	0	0	1	10	
290 Destruction/Vandalism	28	30	18	22	4	15	11	4	9	12	2	12	16	5	0	7	0	0	3	3	1	0	0	16	218	
Total Crimes Against Property	123	102	69	104	33	86	37	20	33	41	20	38	65	21	0	16	0	0	9	8	5	0	0	67	897	
35A Drugs/Narcotics Violation	7	5	0	2	0	1	3	0	0	1	0	2	5	0	0	0	0	0	0	4	0	0	0	8	38	
35B Drug Equipment Violation	0	1	0	0	0	0	0	0	0	0	0	0	3	0	0	0	0	0	0	1	0	0	0	5	10	
370 Pornography/Obscene Material	0	1	1	1	0	0	0	0	0	0	1	0	0	0	0	0	0	0	0	0	0	0	0	0	4	
39A Betting/Wagering	0	0	0	0	0	0	0	0	0	0	0	0	0	0	0	0	0	0	0	0	0	0	0	0	0	
39B Gambling - Operating Promoting Assisting	0	0	0	0	0	0	0	0	0	0	0	0	0	0	0	0	0	0	0	0	0	0	0	0	0	
39C Gambling Equipment Violation	0	0	0	0	0	0	0	0	0	0	0	0	0	0	0	0	0	0	0	0	0	0	0	0	0	
40A Prostitution	0	0	0	0	0	0	0	0	0	0	0	0	0	0	0	0	0	0	0	0	0	0	0	0	0	
40B Prostitution - Assisting/Promoting	0	0	0	0	0	0	0	0	0	0	0	0	0	0	0	0	0	0	0	0	0	0	0	0	0	
40C Purchasing Prostitution	0	0	0	0	0	0	0	0	0	0	0	0	0	0	0	0	0	0	0	0	0	0	0	0	0	
510 Bribery	0	0	0	0	0	0	0	0	0	0	0	0	0	0	0	0	0	0	0	0	0	0	0	0	0	
520 Weapon Law Violation	1	0	0	1	0	0	0	0	0	0	0	1	0	1	0	0	0	0	0	1	0	0	0	4	9	
720 Animal Cruelty	0	0	0	0	0	0	0	0	0	0	0	0	0	0	0	0	0	0	0	0	0	0	0	0	0	
Total Crimes Against Society	8	7	1	4	0	1	3	0	0	1	1	3	8	1	0	0	0	0	0	6	0	0	0	17	61	
09C Justifiable Homicide	0	0	0	0	0	0	0	0	0	0	0	0	0	0	0	0	0	0	0	0	0	0	0	0	0	
90A Bad Checks	0	0	0	0	0	0	0	0	0	0	0	0	0	0	0	0	0	0	0	0	0	0	0	0	0	
90B Curfew/Loitering	0	0	0	0	0	0	0	0	0	0	0	0	0	0	0	0	0	0	0	0	0	0	0	0	0	
90C Disorderly Conduct	0	1	0	1	0	1	0	0	0	0	0	0	0	0	0	0	0	0	0	0	0	0	1	4		
90D Driving Under Influence	1	3	0	5	0	0	0	0	0	0	0	0	1	1	0	0	0	0	0	1	0	0	0	2	14	
90F Family Offense - NonViolent	0	3	0	0	0	0	0	0	0	0	0	0	0	0	0	0	0	0	0	0	0	0	0	3		
90G Liquor Law Violation	0	1	1	0	0	0	0	0	0	0	0	0	0	0	0	0	0	0	0	0	0	0	0	2		
90H Peeping Tom	0	0	0	0	0	0	0	0	0	0	0	0	0	0	0	0	0	0	0	0	0	0	0	0	0	
90J Trespass of Real Property	5	2	1	2	2	1	0	0	1	1	1	1	1	1	0	1	0	0	0	0	0	0	2	22		
90Z All Other Offenses	9	8	7	6	3	3	2	1	1	1	2	2	8	5	0	0	0	0	0	2	0	0	0	29	89	
Total Group B Offenses	15	18	9	14	5	5	2	1	2	2	3	3	10	7	0	1	0	0	0	3	0	0	0	34	134	
NR Not Reportable	8	1	4	4	0	1	3	7	1	1	1	0	2	0	0	1	0	0	0	2	0	0	0	13	49	
Total All Offenses	174	143	102	147	49	106	52	34	43	49	35	50	103	37	0	22	0	0	18	21	5	0	0	160	1350	

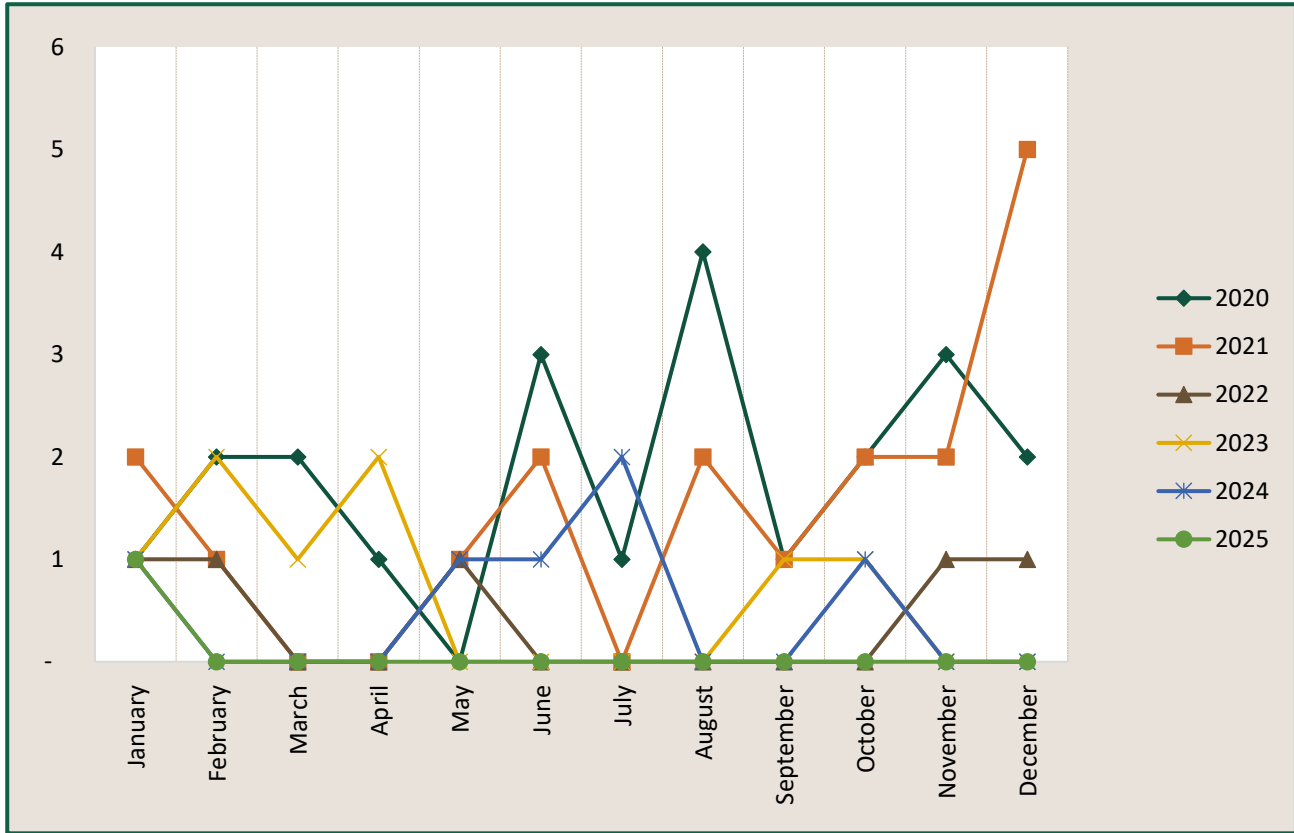
SPOKANE COUNTY SHERIFF'S OFFICE

Regional Intelligence Group 9

Burglary - Millwod



Time Period: January 2025



	2020	2021	2022	2023	2024	2025
January	1	2	1	1	1	1
February	2	1	1	2	-	-
March	2	-	-	1	-	-
April	1	-	-	2	-	-
May	-	1	1	-	1	-
June	3	2	-	-	1	-
July	1	-	-	-	2	-
August	4	2	-	-	-	-
September	1	1	-	1	-	-
October	2	2	-	1	1	-
November	3	2	1	-	-	-
December	2	5	1	-	-	-
Grand Total	22	18	5	8	6	1

* IBR Offense: Burglary/Breaking & Entering 220

Produced: 02/13/2025

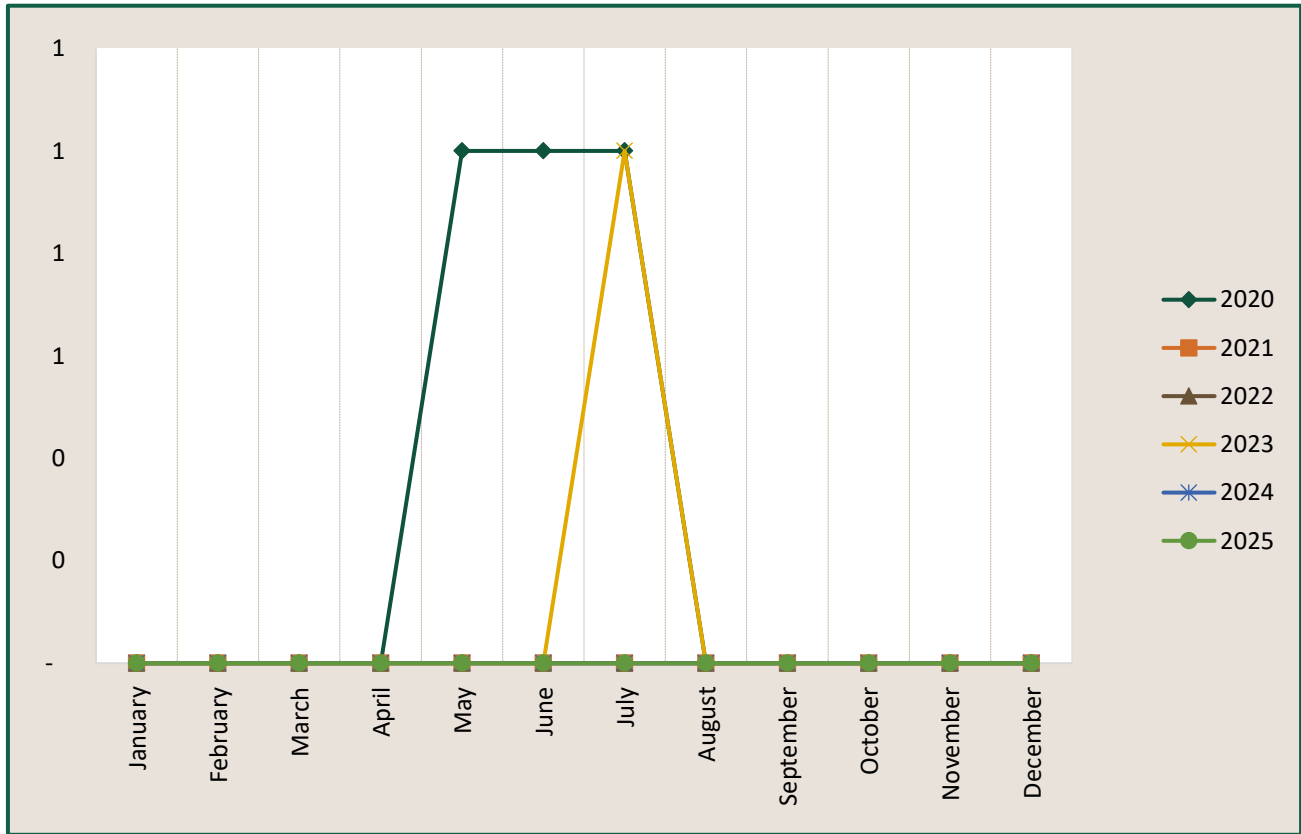
SPOKANE COUNTY SHERIFF'S OFFICE

Regional Intelligence Group 9

Rape - Millwood



Time Period: January 2025



	2020	2021	2022	2023	2024	2025
January	-	-	-	-	-	-
February	-	-	-	-	-	-
March	-	-	-	-	-	-
April	-	-	-	-	-	-
May	1	-	-	-	-	-
June	1	-	-	-	-	-
July	1	-	-	1	-	-
August	-	-	-	-	-	-
September	-	-	-	-	-	-
October	-	-	-	-	-	-
November	-	-	-	-	-	-
December	-	-	-	-	-	-
Grand Total	3	-	-	1	-	-

*IBR Offense: Rape - Forcible 11A, Sodomy - Forcible 11B, Sexual Assault with Object 11C

Produced: 02/13/2025

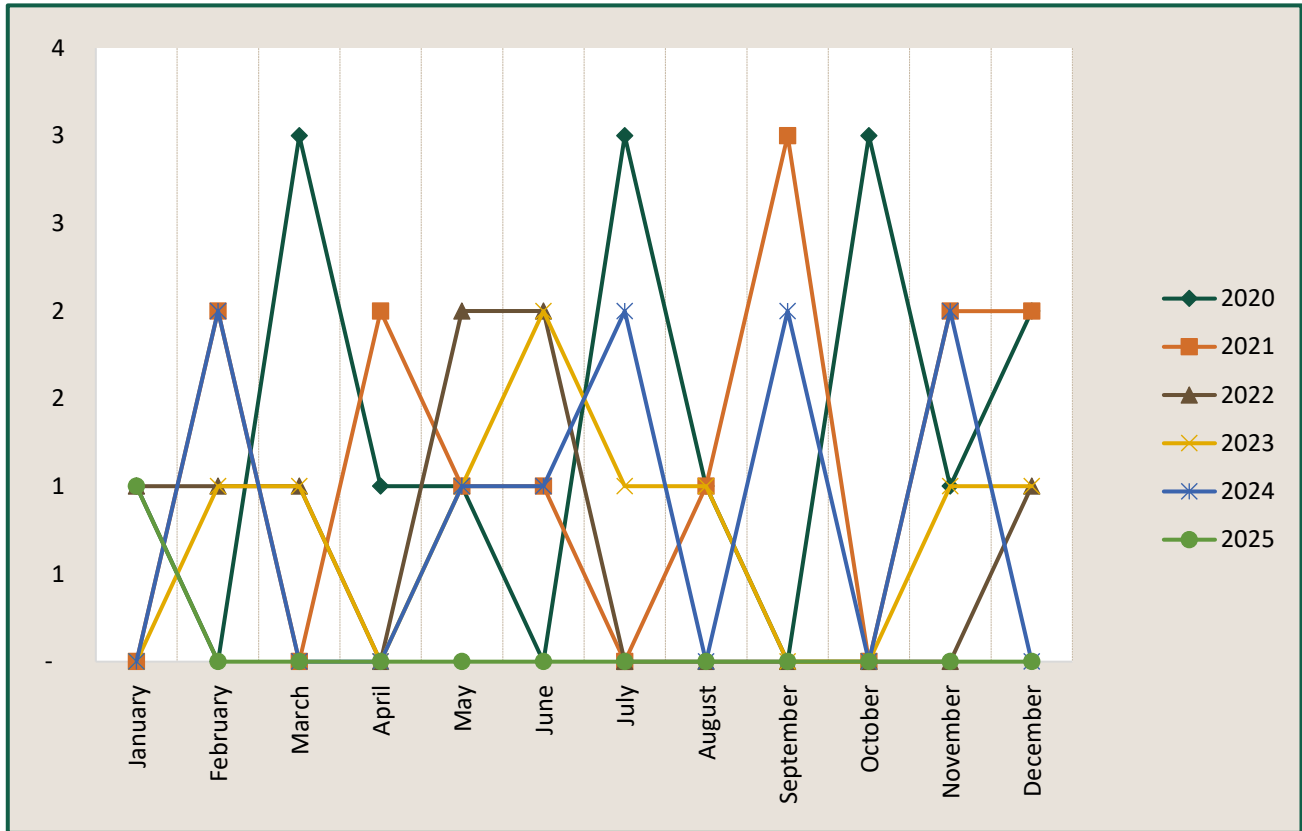
SPOKANE COUNTY SHERIFF'S OFFICE

Regional Intelligence Group 9

Assault - Millwood



Time Period: January 2025



	2020	2021	2022	2023	2024	2025
January	1	-	1	-	-	1
February	-	2	1	1	2	-
March	3	-	1	1	-	-
April	1	2	-	-	-	-
May	1	1	2	1	1	-
June	-	1	2	2	1	-
July	3	-	-	1	2	-
August	1	1	-	1	-	-
September	-	3	-	-	2	-
October	3	-	-	-	-	-
November	1	2	-	1	2	-
December	2	2	1	1	-	-
Grand Total	16	14	8	9	10	1

* IBR Offense: Aggravated Assault 13A & Simple Assault

13B

Produced: 02/13/2025

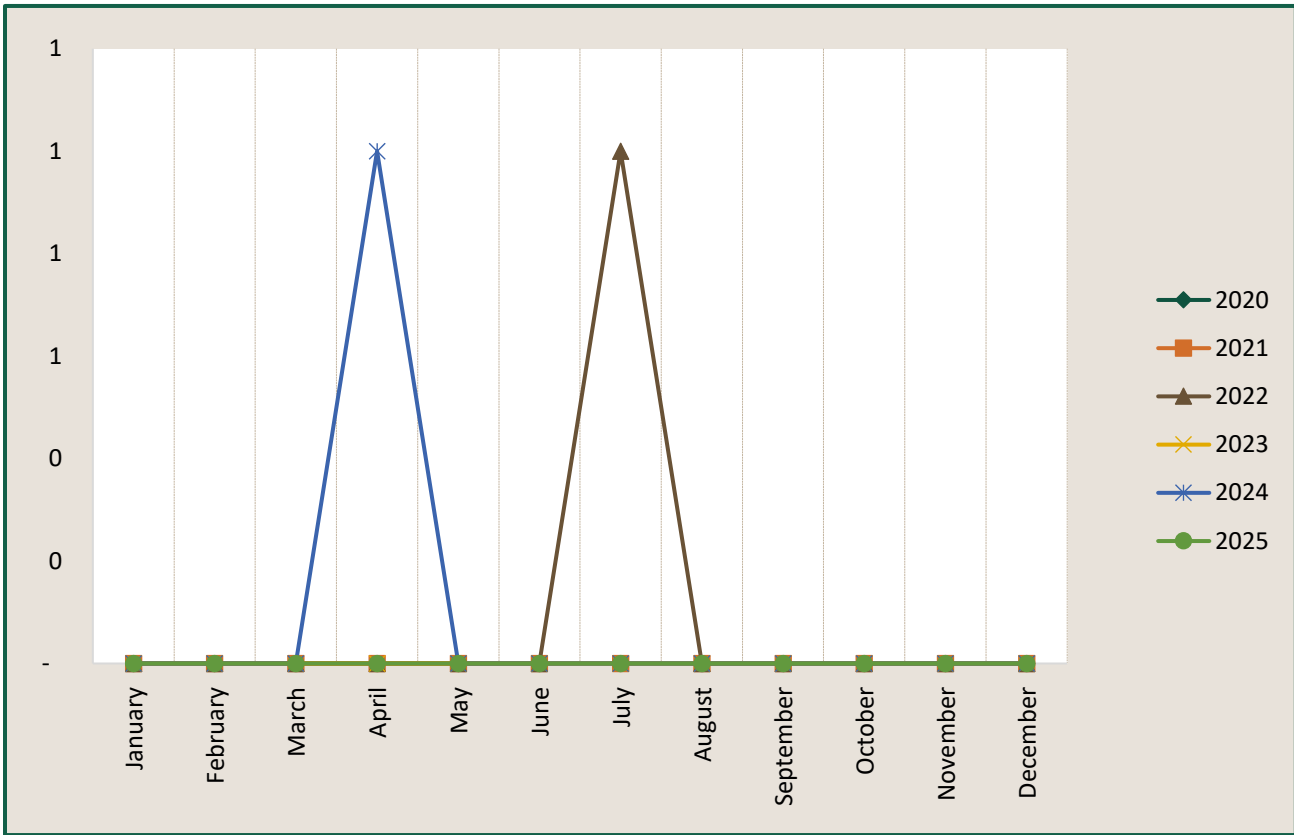
SPOKANE COUNTY SHERIFF'S OFFICE

Regional Intelligence Group 9

Robbery - Millwood



Time Period: January 2025



	2020	2021	2022	2023	2024	2025
January	-	-	-	-	-	-
February	-	-	-	-	-	-
March	-	-	-	-	-	-
April	-	-	-	-	1	-
May	-	-	-	-	-	-
June	-	-	-	-	-	-
July	-	-	1	-	-	-
August	-	-	-	-	-	-
September	-	-	-	-	-	-
October	-	-	-	-	-	-
November	-	-	-	-	-	-
December	-	-	-	-	-	-
Grand Total	-	-	1	-	1	-

* IBR Offense: Robbery 120

Produced: 02/13/2025

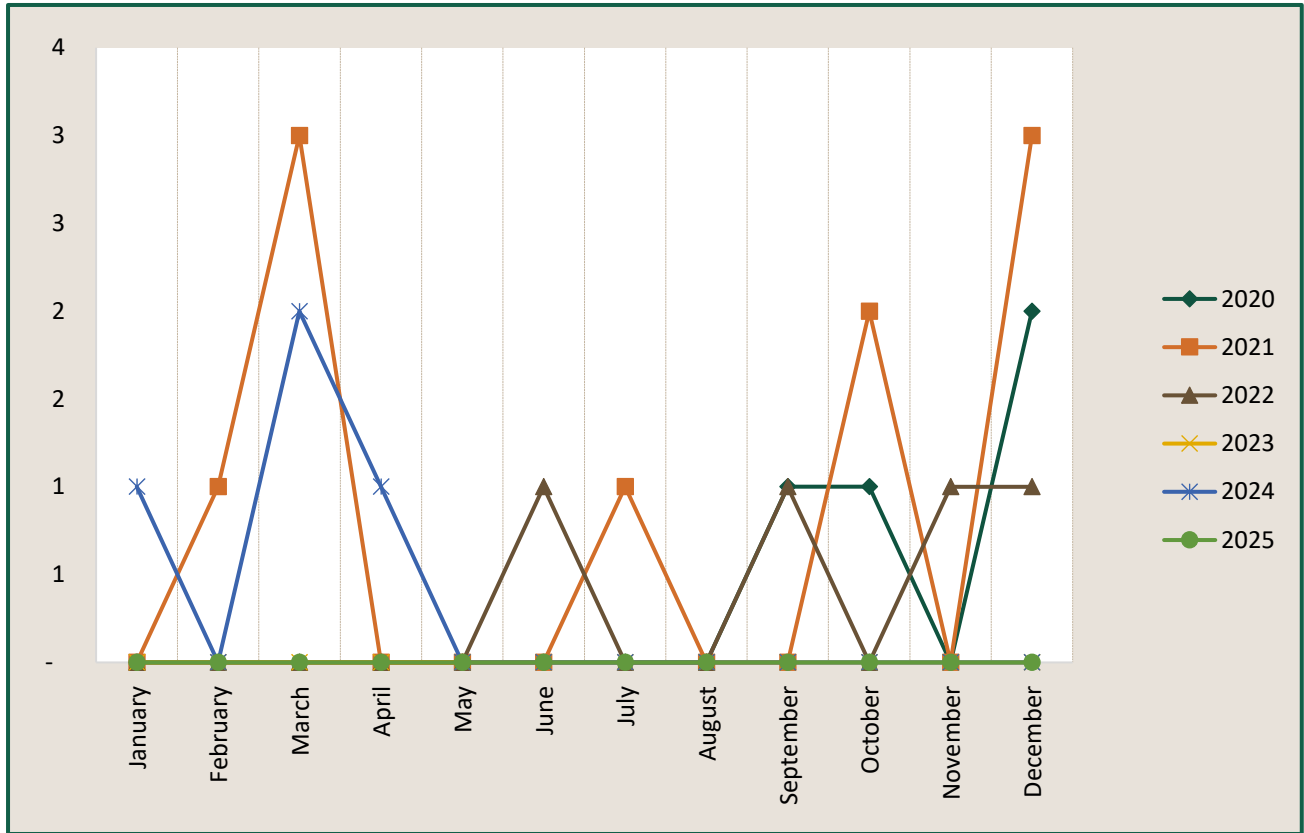
SPOKANE COUNTY SHERIFF'S OFFICE

Regional Intelligence Group 9

Motor Vehicle Theft - Millwood



Time Period: January 2025



	2020	2021	2022	2023	2024	2025
January	-	-	-	-	1	-
February	-	1	-	-	-	-
March	-	3	-	-	2	-
April	-	-	-	-	1	-
May	-	-	-	-	-	-
June	-	-	1	-	-	-
July	-	1	-	-	-	-
August	-	-	-	-	-	-
September	1	-	1	-	-	-
October	1	2	-	-	-	-
November	-	-	1	-	-	-
December	2	3	1	-	-	-
Grand Total	4	10	4	-	4	-

* IBR Offense: Motor Vehicle Theft 240

Produced: 02/13/2025

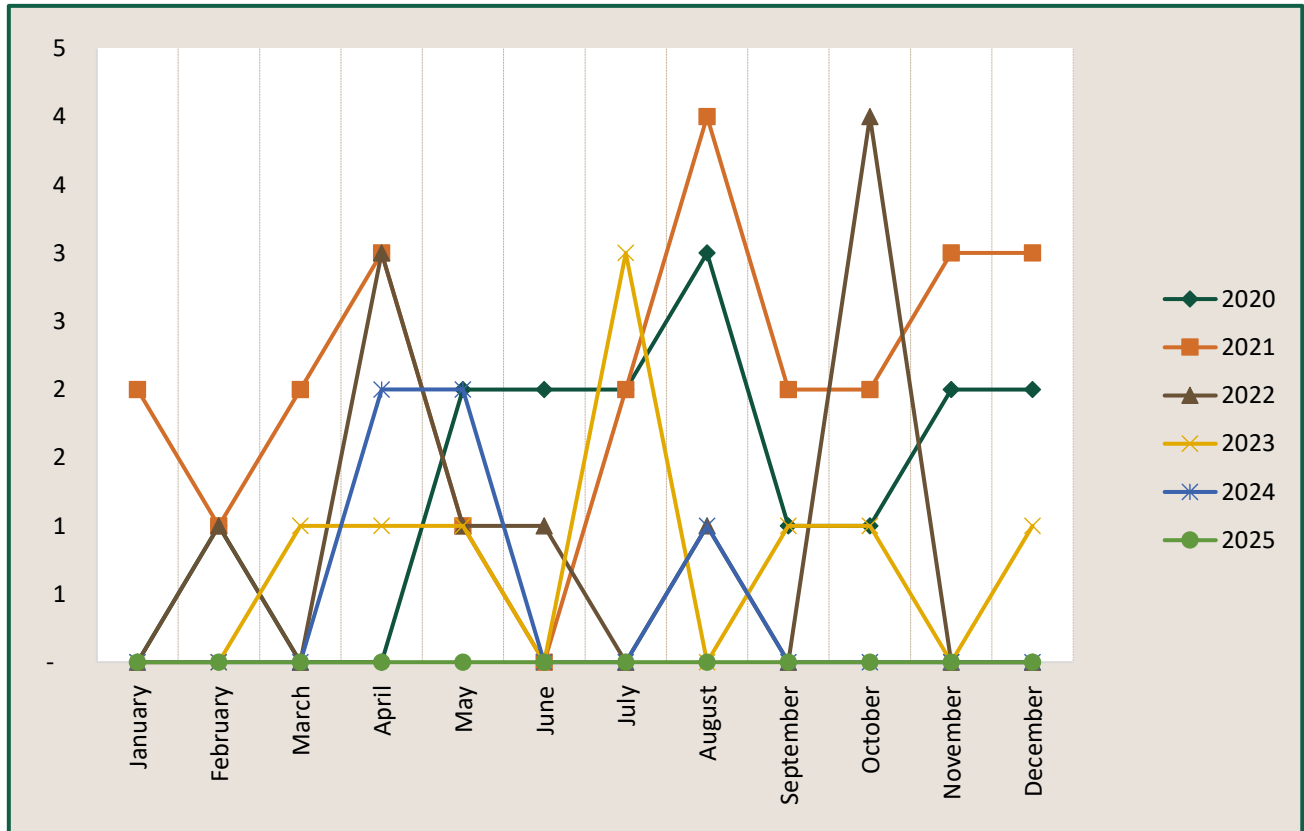
SPOKANE COUNTY SHERIFF'S OFFICE

Regional Intelligence Group 9

Theft From Motor Vehicle (Vehicle Prowl) - Millwood



Time Period: January 2025



	2020	2021	2022	2023	2024	2025
January	-	2	-	-	-	-
February	1	1	1	-	-	-
March	-	2	-	1	-	-
April	-	3	3	1	2	-
May	2	1	1	1	2	-
June	2	-	1	-	-	-
July	2	2	-	3	-	-
August	3	4	1	-	1	-
September	1	2	-	1	-	-
October	1	2	4	1	-	-
November	2	3	-	-	-	-
December	2	3	-	1	-	-
Grand Total	16	25	11	9	5	-

* IBR Offense: Theft From Motor Vehicle 23F

Produced: 02/13/2025

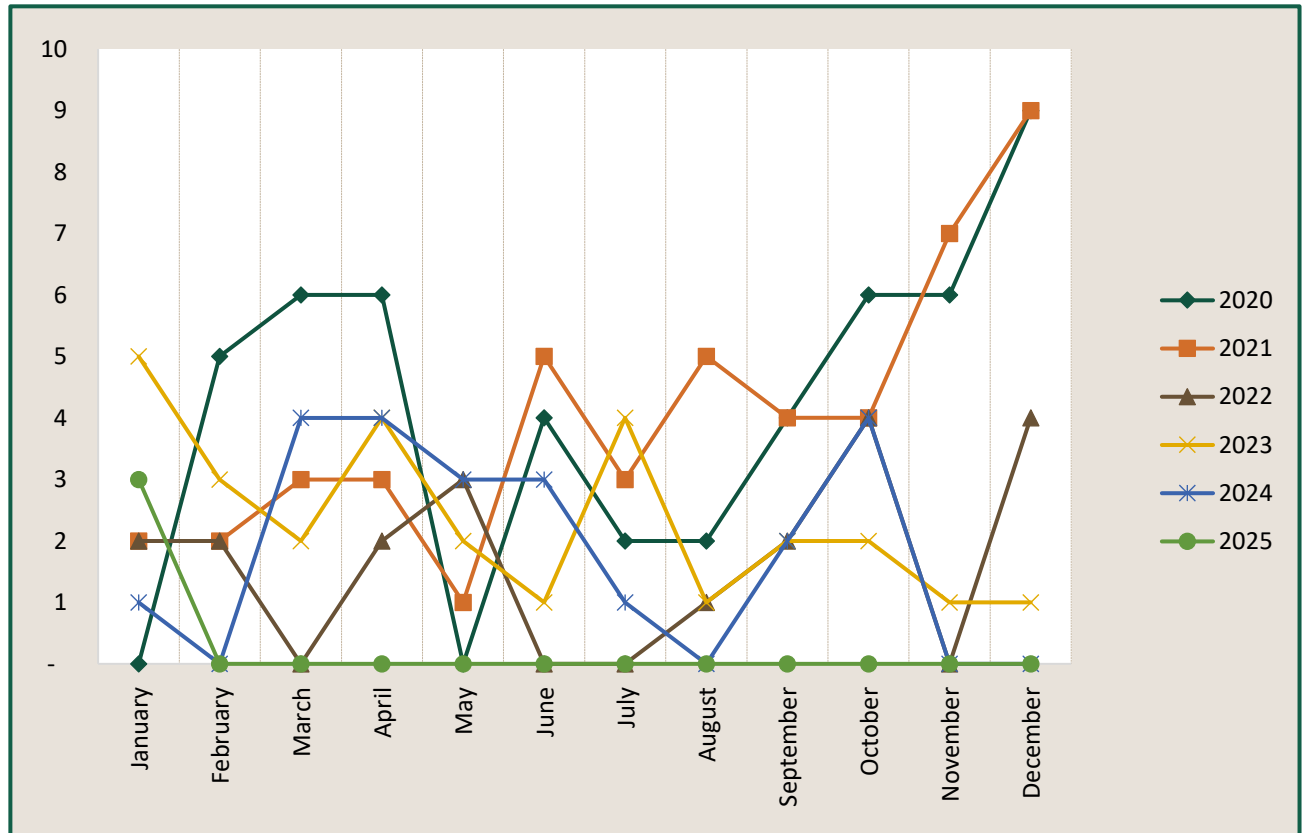
SPOKANE COUNTY SHERIFF'S OFFICE

Regional Intelligence Group 9

Damage/Destruction/Vandalism (MALMS) - Millwood



Time Period: January 2025



	2020	2021	2022	2023	2024	2025
January	-	2	2	5	1	3
February	5	2	2	3	-	-
March	6	3	-	2	4	-
April	6	3	2	4	4	-
May	-	1	3	2	3	-
June	4	5	-	1	3	-
July	2	3	-	4	1	-
August	2	5	1	1	-	-
September	4	4	2	2	2	-
October	6	4	4	2	4	-
November	6	7	-	1	-	-
December	9	9	4	1	-	-
Grand Total	50	48	20	28	22	3

IBR Offense: Destruction/Damage/Vandalism 290

Produced: 02/13/2025

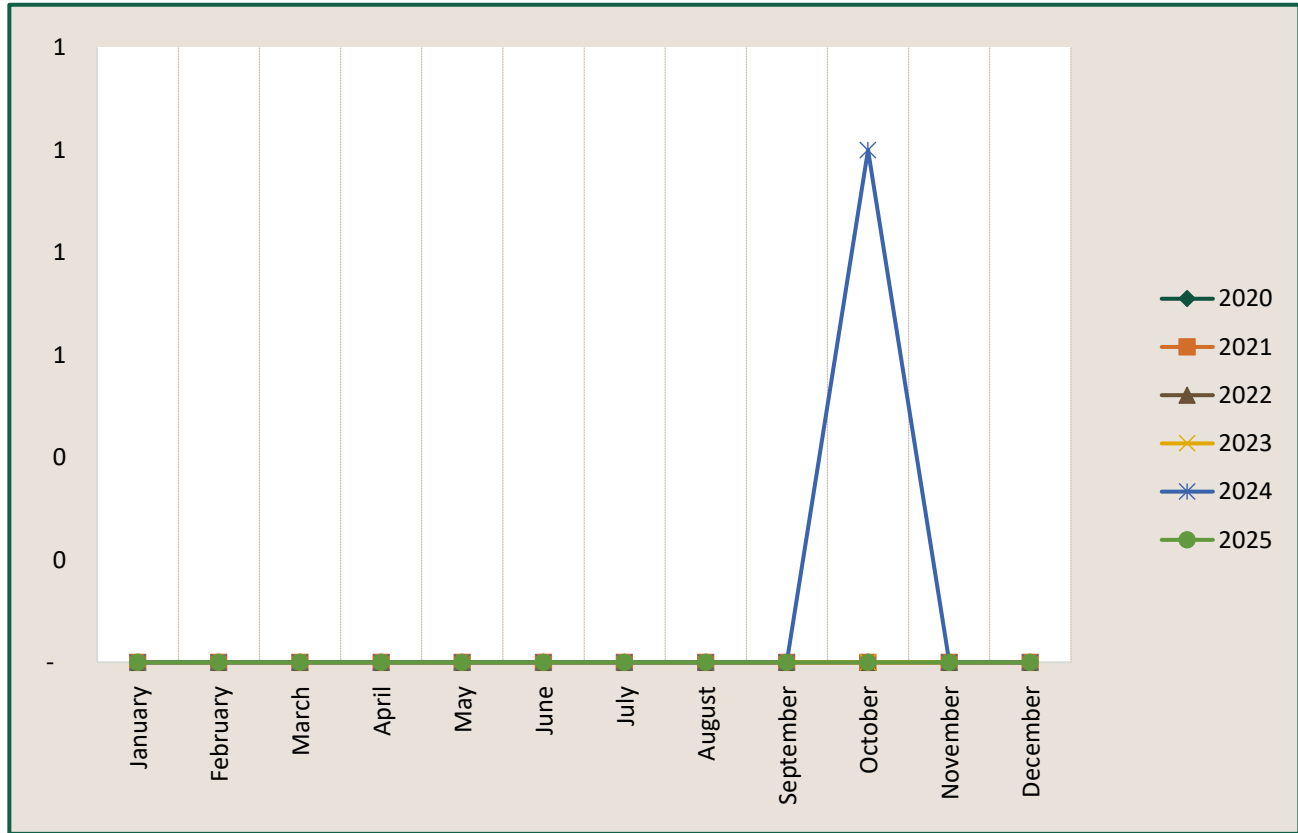
SPOKANE COUNTY SHERIFF'S OFFICE

Regional Intelligence Group 9

Homicide - Millwood



Time Period: January 2025



	2020	2021	2022	2023	2024	2025
January	-	-	-	-	-	-
February	-	-	-	-	-	-
March	-	-	-	-	-	-
April	-	-	-	-	-	-
May	-	-	-	-	-	-
June	-	-	-	-	-	-
July	-	-	-	-	-	-
August	-	-	-	-	-	-
September	-	-	-	-	-	-
October	-	-	-	-	1	-
November	-	-	-	-	-	-
December	-	-	-	-	-	-
Grand Total	-	-	-	-	1	-

*IBR Offense: Murder/Non-Negligent Manslaughter 09A

Produced: 02/13/2025

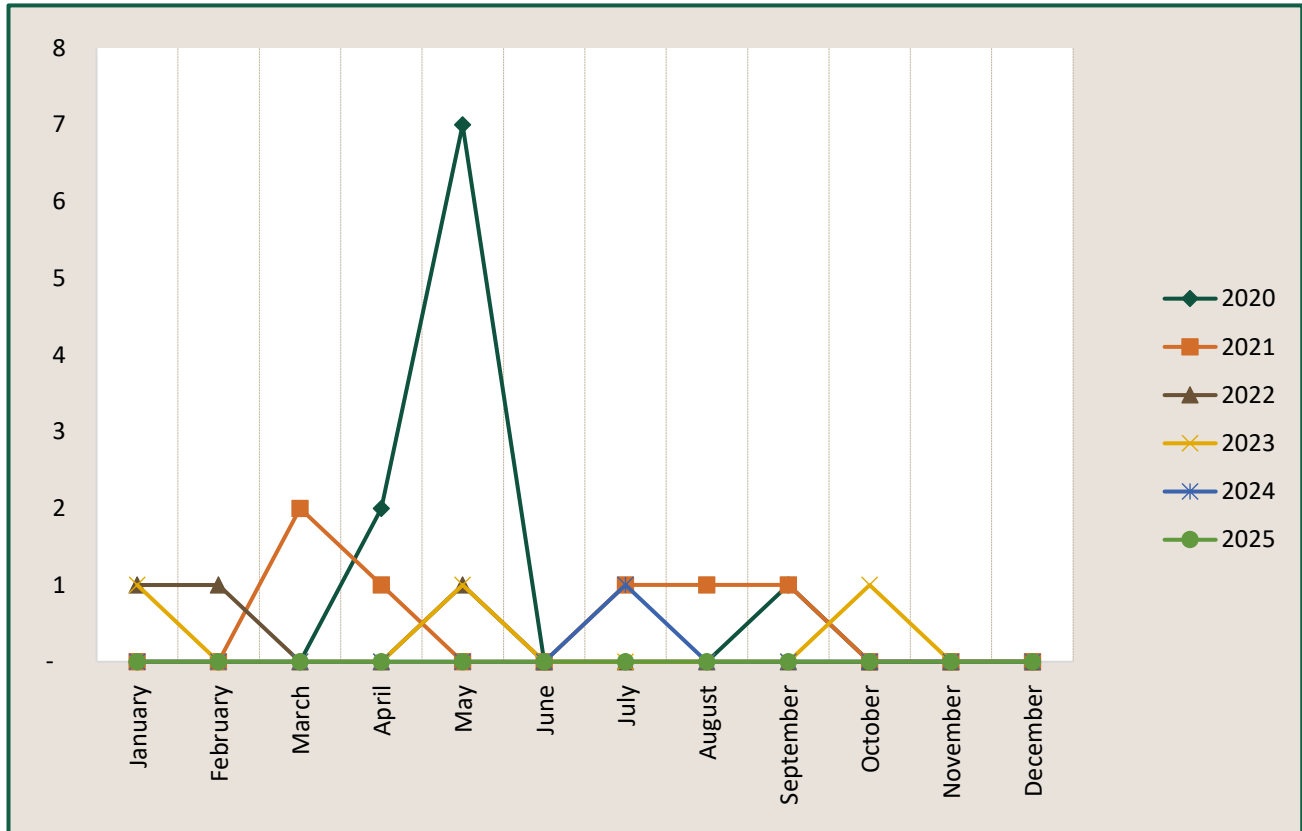
SPOKANE COUNTY SHERIFF'S OFFICE

Regional Intelligence Group 9

Identity Theft - Millwood



Time Period: January 2025



	2020	2021	2022	2023	2024	2025
January	-	-	1	1	-	-
February	-	-	1	-	-	-
March	-	2	-	-	-	-
April	2	1	-	-	-	-
May	7	-	1	1	-	-
June	-	-	-	-	-	-
July	-	1	-	-	1	-
August	-	1	-	-	-	-
September	1	1	-	-	-	-
October	-	-	-	1	-	-
November	-	-	-	-	-	-
December	-	-	-	-	-	-
Grand Total	10	6	3	3	1	-

*IBR Offense: Identity Theft 26F

Produced: 02/13/2025

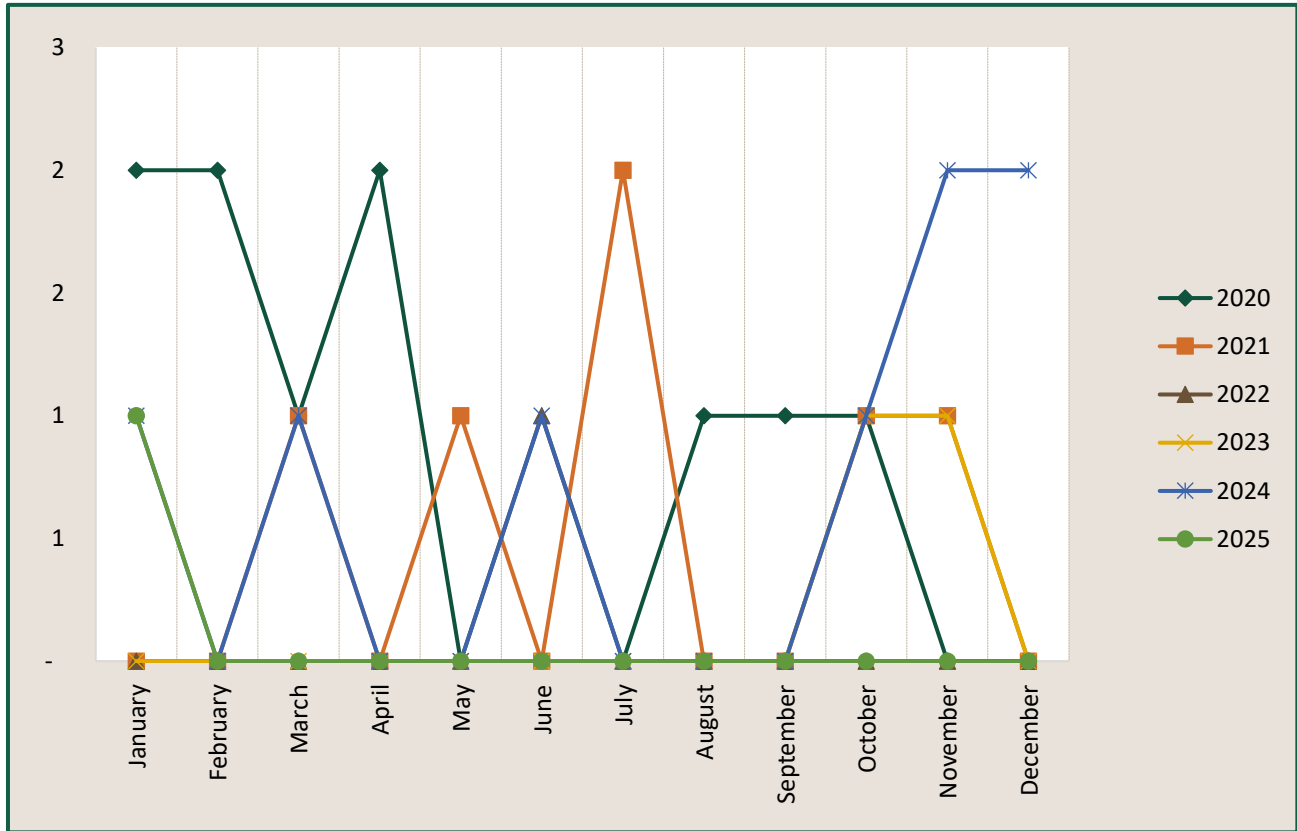
SPOKANE COUNTY SHERIFF'S OFFICE

Regional Intelligence Group 9

DUI - Millwood



Time Period: January 2025



	2020	2021	2022	2023	2024	2025
January	2	-	-	-	1	1
February	2	-	-	-	-	-
March	1	1	-	-	1	-
April	2	-	-	-	-	-
May	-	1	-	-	-	-
June	-	-	1	-	1	-
July	-	2	-	-	-	-
August	1	-	-	-	-	-
September	1	-	-	-	-	-
October	1	1	-	1	1	-
November	-	1	-	1	2	-
December	-	-	-	-	2	-
Grand Total	10	6	1	2	8	1

* IBR Offense: DUI 90D

Produced: 02/13/2025

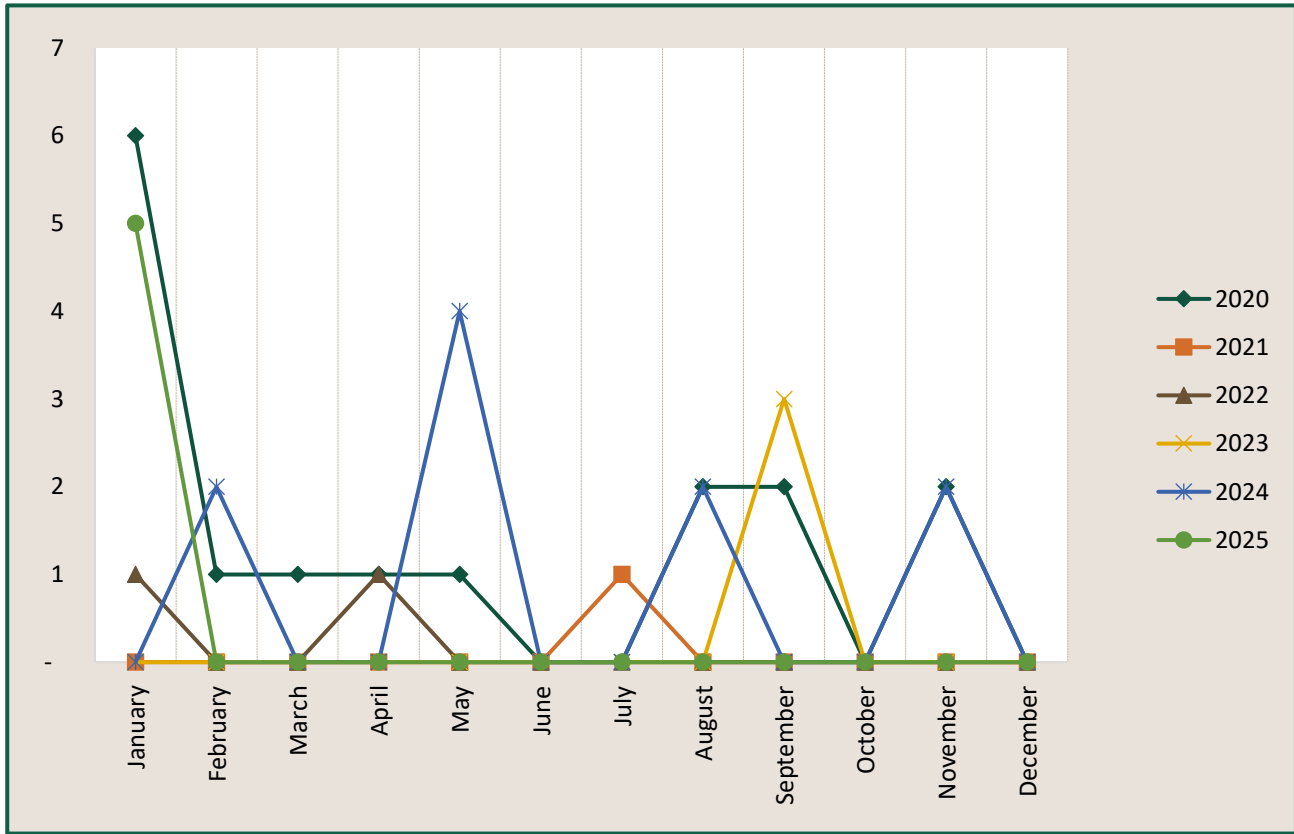
SPOKANE COUNTY SHERIFF'S OFFICE

Regional Intelligence Group 9

Drugs - Millwood



Time Period: January 2025



	2020	2021	2022	2023	2024	2025
January	6	-	1	-	-	5
February	1	-	-	-	2	-
March	1	-	-	-	-	-
April	1	-	1	-	-	-
May	1	-	-	-	4	-
June	-	-	-	-	-	-
July	-	1	-	-	-	-
August	2	-	-	-	2	-
September	2	-	-	3	-	-
October	-	-	-	-	-	-
November	2	-	-	-	2	-
December	-	-	-	-	-	-
Grand Total	16	1	2	3	10	5

* IBR Offense: Drugs/Narcotics Violations 35A and Drug Equipment Violations 35B

Produced: 02/13/2025

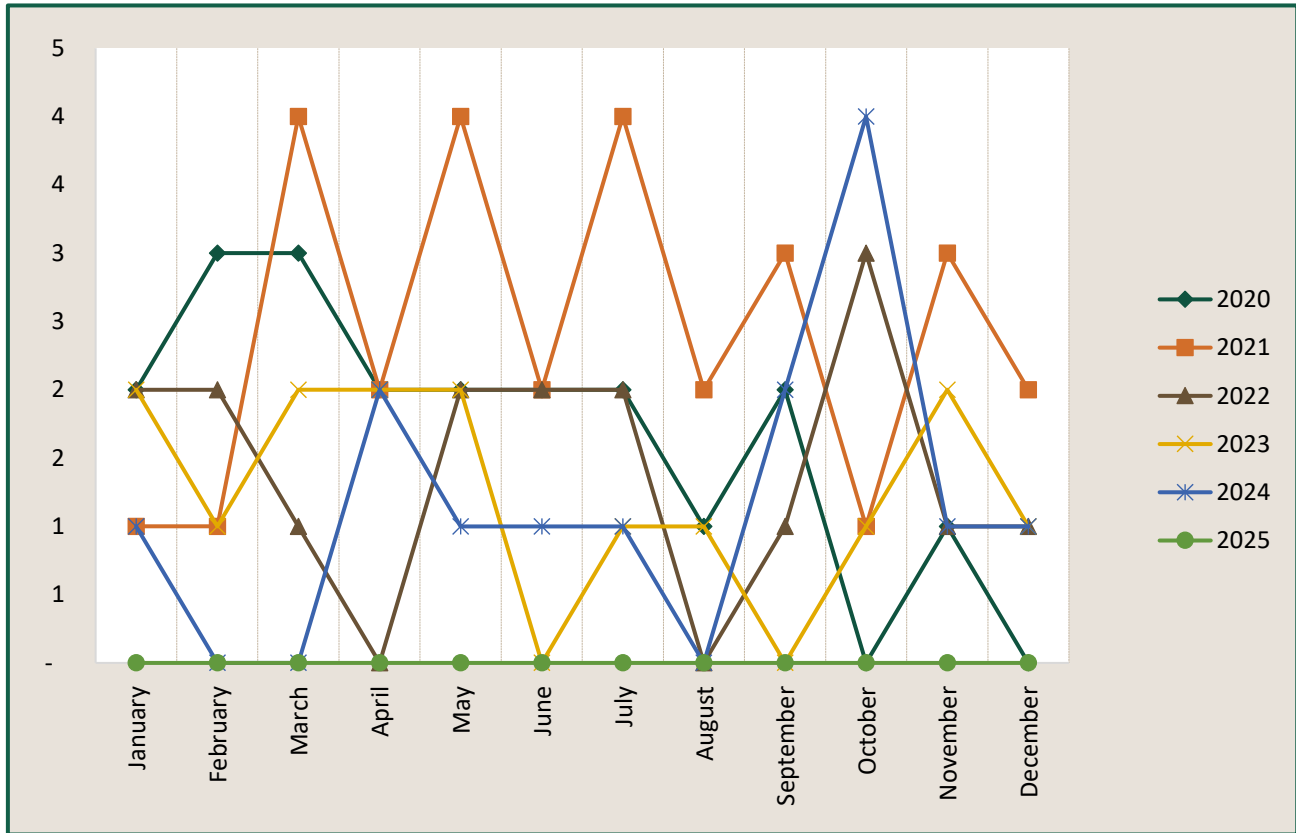
SPOKANE COUNTY SHERIFF'S OFFICE

Regional Intelligence Group 9

Fraud - Millwood



Time Period: January 2025



	2020	2021	2022	2023	2024	2025
January	2	1	2	2	1	-
February	3	1	2	1	-	-
March	3	4	1	2	-	-
April	2	2	-	2	2	-
May	2	4	2	2	1	-
June	2	2	2	-	1	-
July	2	4	2	1	1	-
August	1	2	-	1	-	-
September	2	3	1	-	2	-
October	-	1	3	1	4	-
November	1	3	1	2	1	-
December	-	2	1	1	1	-
Grand Total	20	29	17	15	14	-

* IBR Offense: Pretenses/Swindling/Con Games 26A, Fraud - Credit Card/ATM 26B, and Fraud - False & Fraud - Impersonation 26C

Produced: 02/13/2025

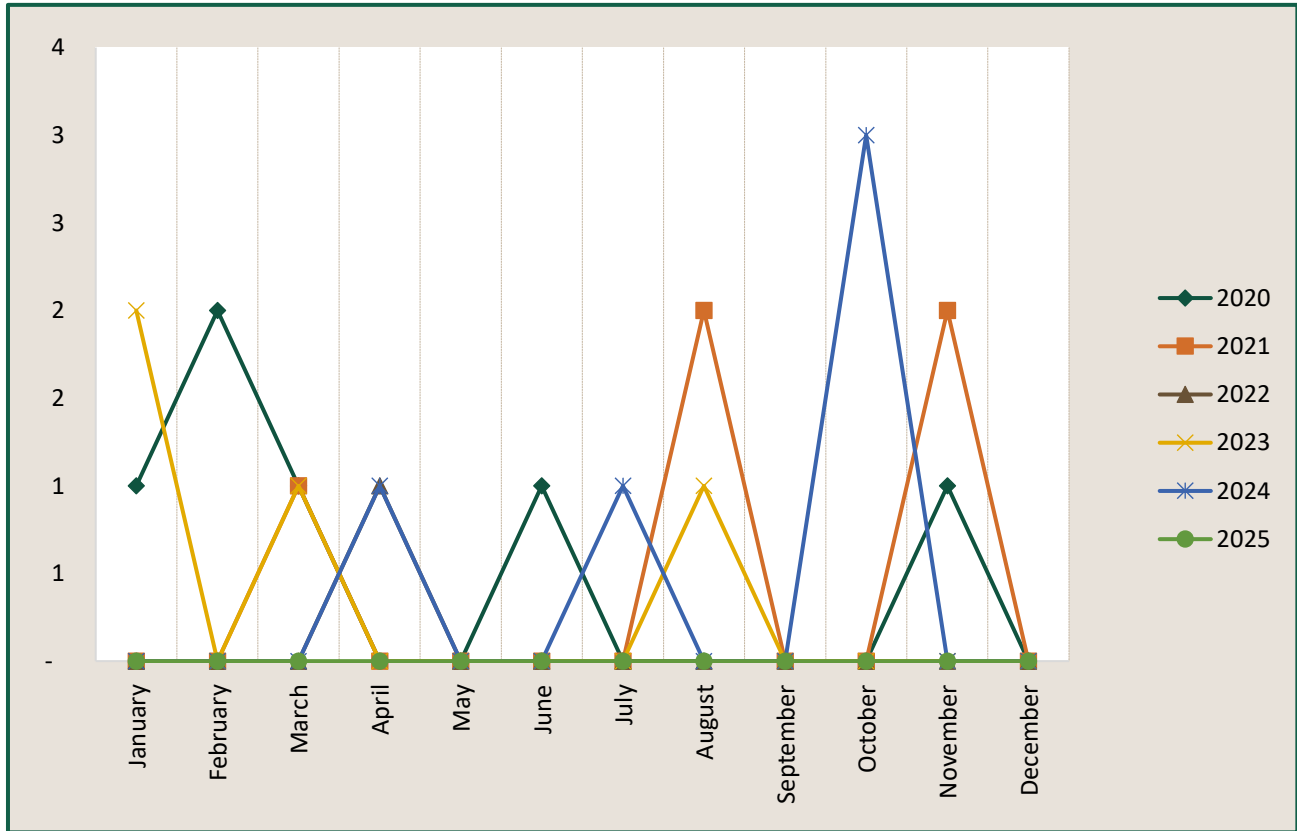
SPOKANE COUNTY SHERIFF'S OFFICE

Regional Intelligence Group 9

Forgery - Millwood



Time Period: January 2025



	2020	2021	2022	2023	2024	2025
January	1	-	-	2	-	-
February	2	-	-	-	-	-
March	1	1	-	1	-	-
April	-	-	1	-	1	-
May	-	-	-	-	-	-
June	1	-	-	-	-	-
July	-	-	-	-	1	-
August	-	2	-	1	-	-
September	-	-	-	-	-	-
October	-	-	-	-	3	-
November	1	2	-	-	-	-
December	-	-	-	-	-	-
Grand Total	6	5	1	4	5	-

*IBR Offense: Counterfeiting/Forgery 250

Produced: 02/13/2025

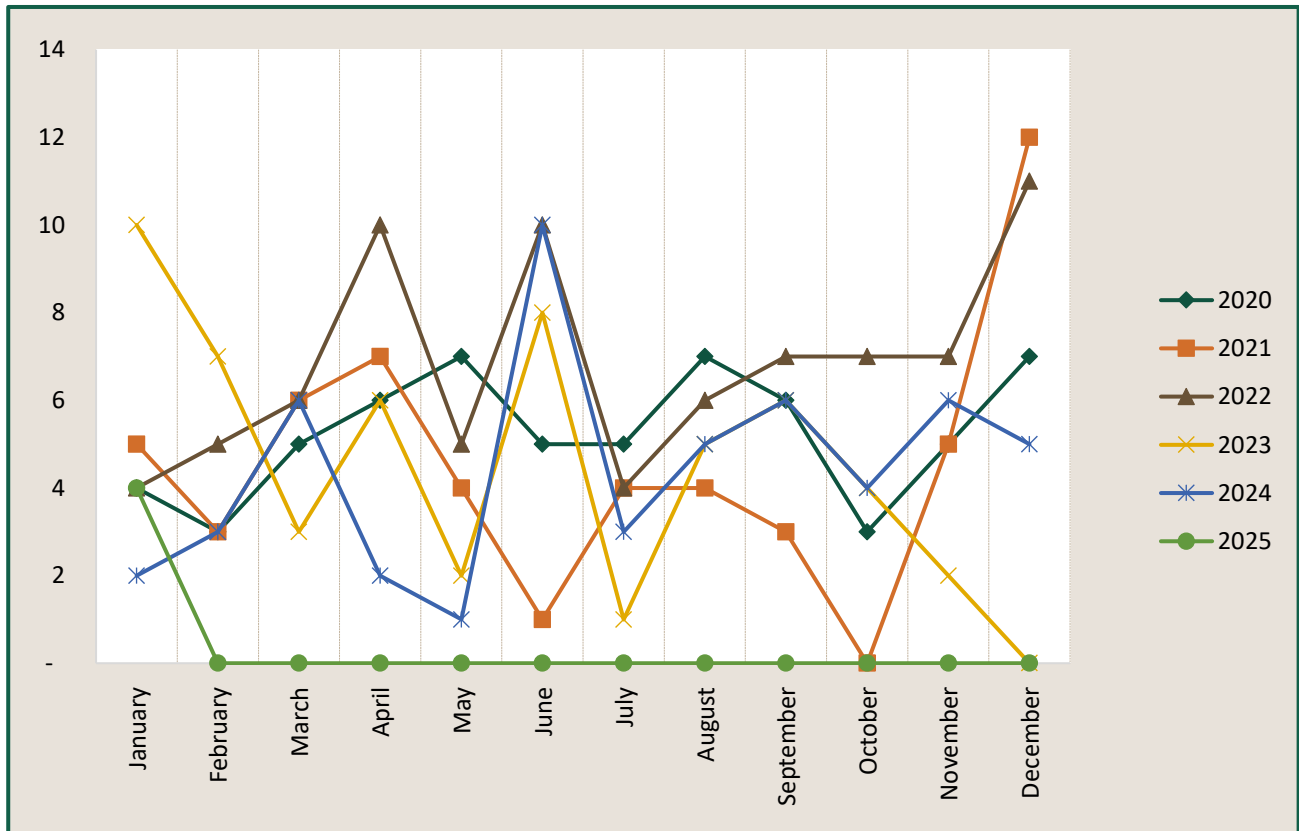
SPOKANE COUNTY SHERIFF'S OFFICE

Regional Intelligence Group 9

Theft - Millwood



Time Period: January 2025



	2020	2021	2022	2023	2024	2025
January	4	5	4	10	2	4
February	3	3	5	7	3	-
March	5	6	6	3	6	-
April	6	7	10	6	2	-
May	7	4	5	2	1	-
June	5	1	10	8	10	-
July	5	4	4	1	3	-
August	7	4	6	5	5	-
September	6	3	7	6	6	-
October	3	-	7	4	4	-
November	5	5	7	2	6	-
December	7	12	11	-	5	-
Grand Total	63	54	82	54	53	4

* IBR Offense: Theft - Pocket-Picking 23A, Theft - Purse-Snatching 23B, Theft - Shoplifting 23C, Theft From Building 23D, Theft From Coin-Operated Machine 23E, Theft of Motor Vehicle Parts/Accessories 23G, and Theft-All Other 23H

Produced: 02/13/2025

SPOKANE COUNTY SHERIFF'S OFFICE

Regional Intelligence Group 9

Call Activity Heat Maps - Millwood



January 2025

Citizen Calls by Day of Week and Hour

	Sunday	Monday	Tuesday	Wednesday	Thursday	Friday	Saturday	Total
0				1	1		1	3
1					1			1
3	1							1
4	1		1					2
5		1		1				2
6			1				1	2
7	1	1						2
8					1			1
9		1	2			2	1	6
10	1	1		1	2			5
11			1		2			3
12						1		1
13		3	1				1	5
14			2	1	3	2		8
15		2		1				3
16		1			2	1	1	5
17		1		1	2			4
18							1	1
19						4		4
20	1		1	1	2		1	6
21		1					1	2
22		1			1			2
23							1	1
Total	5	13	9	7	17	10	9	70

Total Deputy Involved Incidents by Day of Week and Hour

	Sunday	Monday	Tuesday	Wednesday	Thursday	Friday	Saturday	Total
0		1			2			3
1					1			1
2				1	1			2
4	1		1	1				3
5		1		1				2
6	1		1			1	2	5
7		1						1
8			1			1		2
9	1	1	2	1	1		1	7
10	2	2	1	2	2		2	11
11		1	2		3	1	1	8
12				1	1	2		4
13		2	2	1	1	2	1	9
14		3	3	5	2		1	14
15	1	5	2	3			3	14
16		3	4	2	2	1	4	16
17		2		1	4			7
18					1			1
19						3	1	4
20	1		1		1			3
21		1		1			1	3
22		1			1			2
23	2				1	2	1	6
Total	9	24	20	20	24	13	18	128

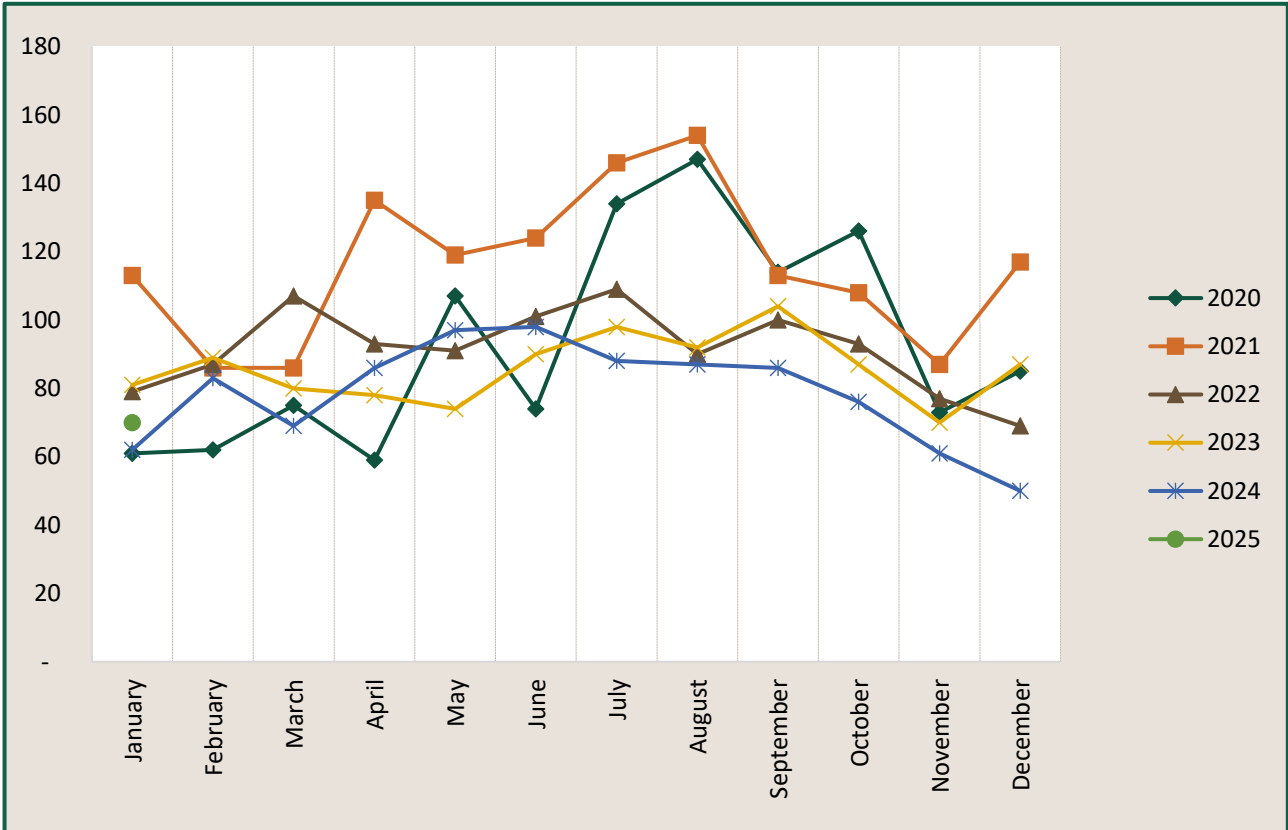
SPOKANE COUNTY SHERIFF'S OFFICE

Regional Intelligence Group 9

Citizen Initiated Call For Service (CFS) - Millwood



Time Period: January 2025



	2020	2021	2022	2023	2024	2025
January	61	113	79	81	62	70
February	62	86	87	89	83	
March	75	86	107	80	69	
April	59	135	93	78	86	
May	107	119	91	74	97	
June	74	124	101	90	98	
July	134	146	109	98	88	
August	147	154	90	92	87	
September	114	113	100	104	86	
October	126	108	93	87	76	
November	73	87	77	70	61	
December	85	117	69	87	50	
Grand Total	1,117	1,388	1,096	1,030	943	70

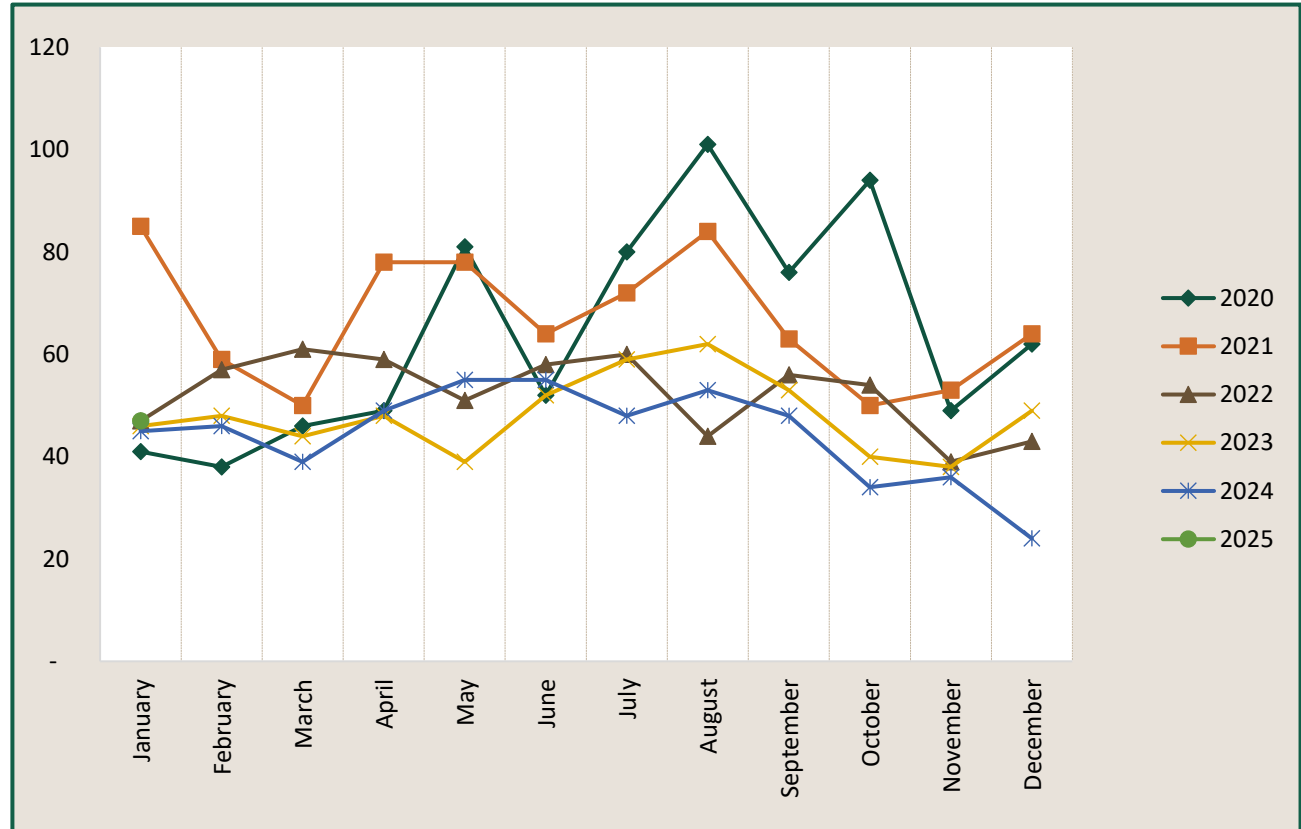
SPOKANE COUNTY SHERIFF'S OFFICE

Regional Intelligence Group 9

Citizen CFS With Deputy Response - Millwood



Time Period: January 2025



	2020	2021	2022	2023	2024	2025
January	41	85	47	46	45	47
February	38	59	57	48	46	
March	46	50	61	44	39	
April	49	78	59	48	49	
May	81	78	51	39	55	
June	52	64	58	52	55	
July	80	72	60	59	48	
August	101	84	44	62	53	
September	76	63	56	53	48	
October	94	50	54	40	34	
November	49	53	39	38	36	
December	62	64	43	49	24	
Grand Total	769	800	629	578	532	47

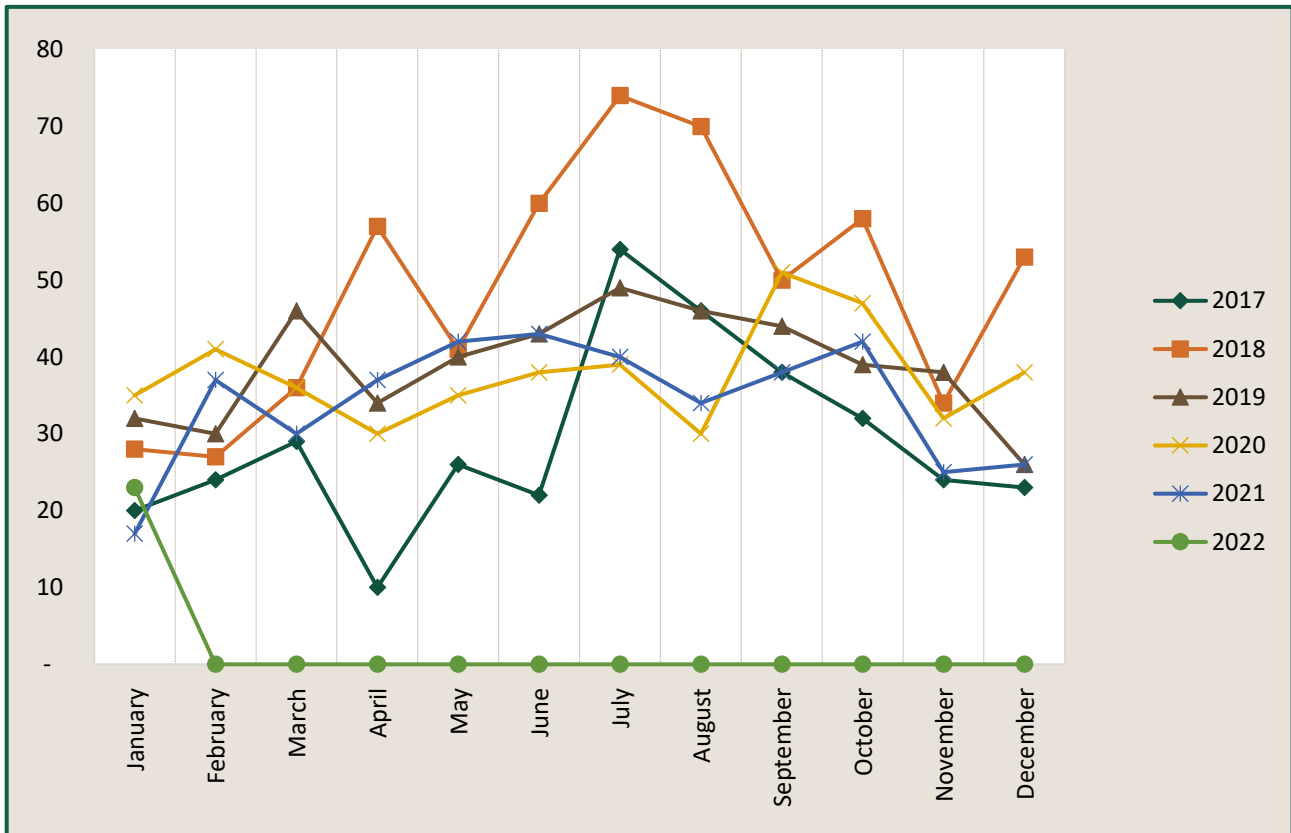
SPOKANE COUNTY SHERIFF'S OFFICE

Regional Intelligence Group 9

Citizen CFS Without Deputy Response - Millwood



Time Period: January 2025



	2020	2021	2022	2023	2024	2025
January	20	28	32	35	17	23
February	24	27	30	41	37	
March	29	36	46	36	30	
April	10	57	34	30	37	
May	26	41	40	35	42	
June	22	60	43	38	43	
July	54	74	49	39	40	
August	46	70	46	30	34	
September	38	50	44	51	38	
October	32	58	39	47	42	
November	24	34	38	32	25	
December	23	53	26	38	26	
Grand Total	348	588	467	452	411	23

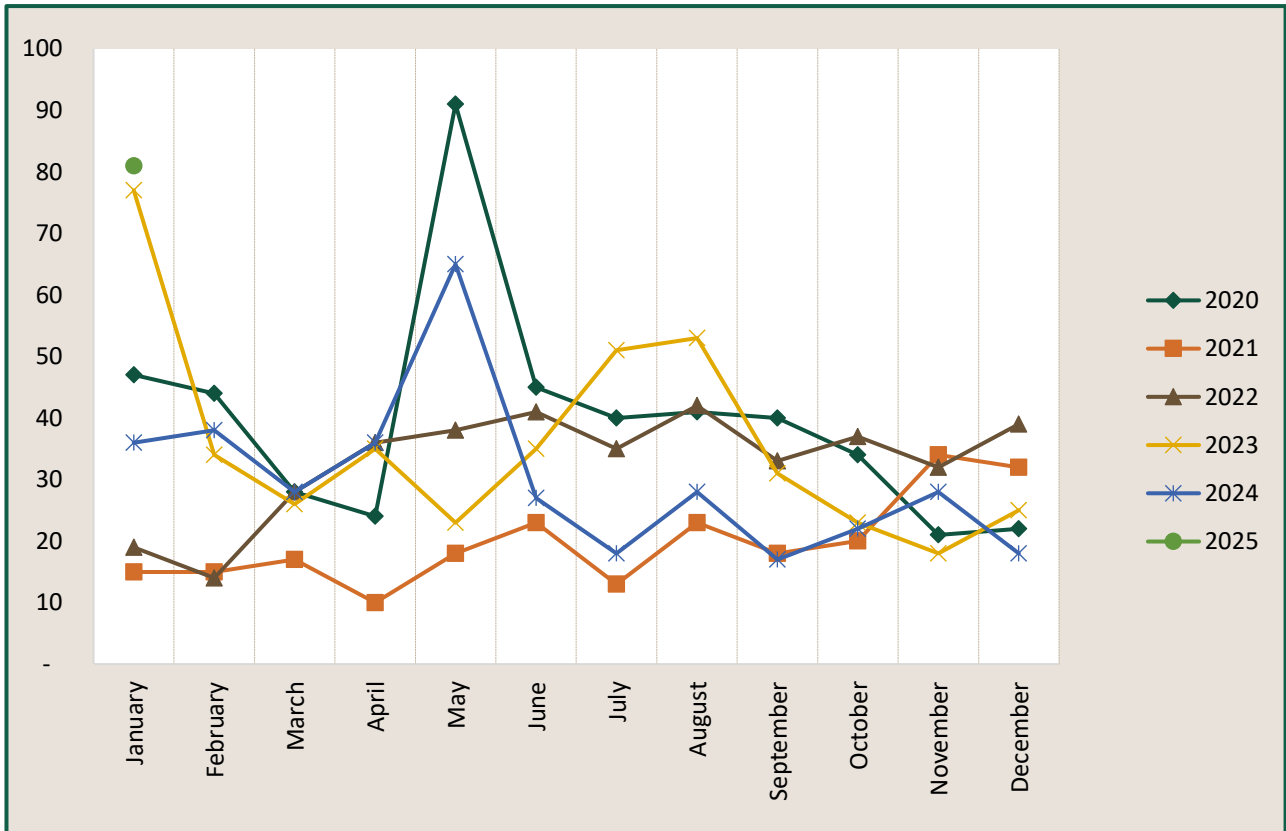
SPOKANE COUNTY SHERIFF'S OFFICE

Regional Intelligence Group 9

Deputy Initiated Incidents - Millwood



Time Period: January 2025



	2020	2021	2022	2023	2024	2025
January	47	15	19	77	36	81
February	44	15	14	34	38	
March	28	17	28	26	28	
April	24	10	36	35	36	
May	91	18	38	23	65	
June	45	23	41	35	27	
July	40	13	35	51	18	
August	41	23	42	53	28	
September	40	18	33	31	17	
October	34	20	37	23	22	
November	21	34	32	18	28	
December	22	32	39	25	18	
Grand Total	477	238	394	431	361	81

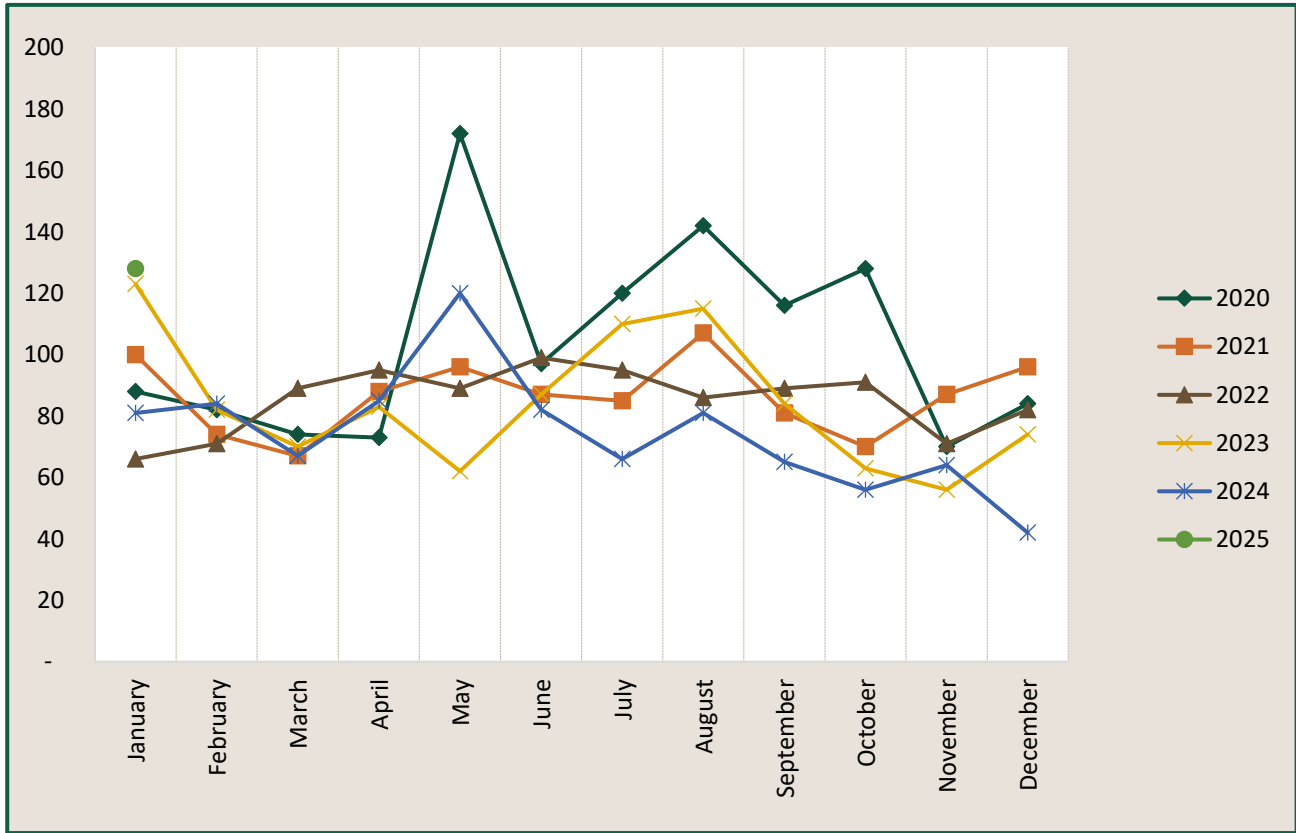
SPOKANE COUNTY SHERIFF'S OFFICE

Regional Intelligence Group 9

Total Deputy Involved Incidents - Millwood



Time Period: January 2025



	2020	2021	2022	2023	2024	2025
January	88	100	66	123	81	128
February	82	74	71	82	84	
March	74	67	89	70	67	
April	73	88	95	83	85	
May	172	96	89	62	120	
June	97	87	99	87	82	
July	120	85	95	110	66	
August	142	107	86	115	81	
September	116	81	89	84	65	
October	128	70	91	63	56	
November	70	87	71	56	64	
December	84	96	82	74	42	
Grand Total	1,246	1,038	1,023	1,009	893	128

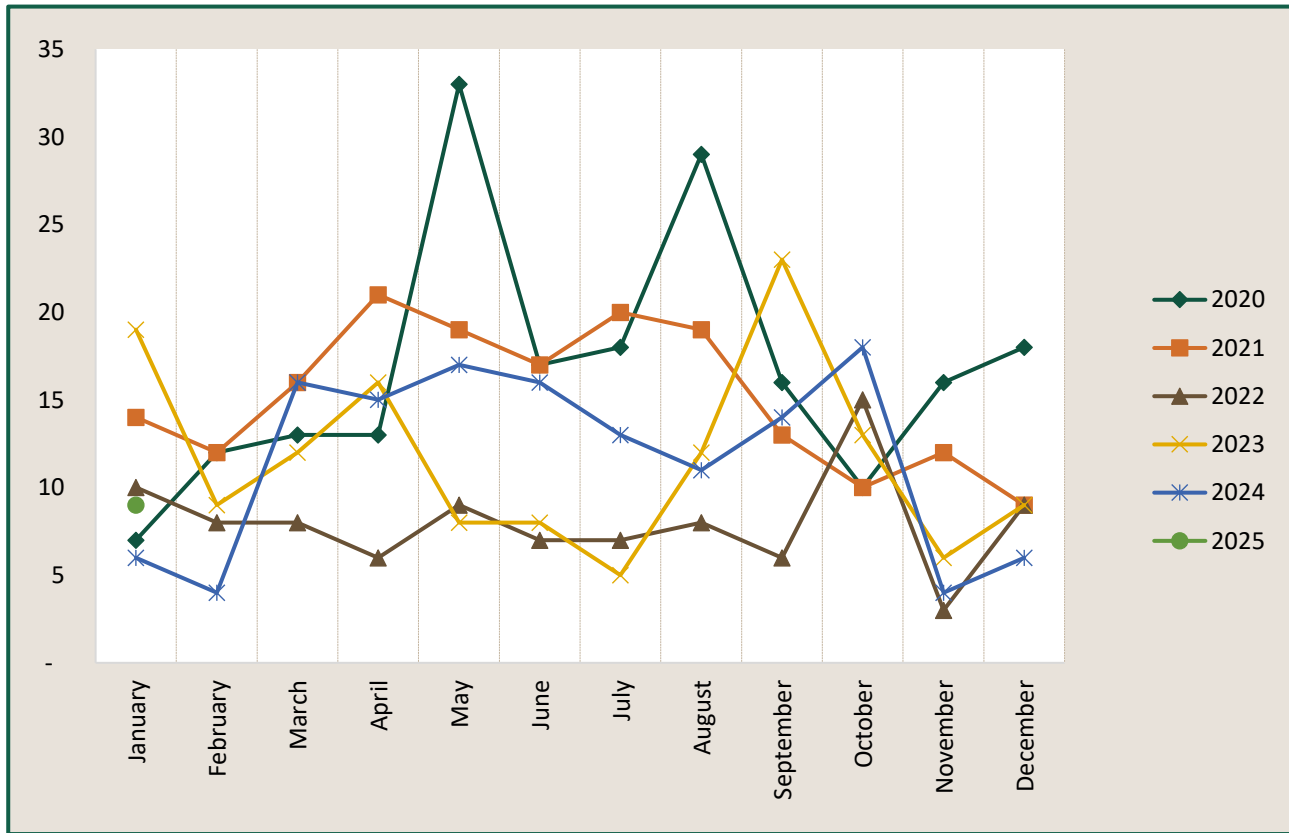
SPOKANE COUNTY SHERIFF'S OFFICE

Regional Intelligence Group 9

Crime Check Initiated Call For Service (CFS) - Millwood



Time Period: January 2025



	2020	2021	2022	2023	2024	2025
January	7	14	10	19	6	9
February	12	12	8	9	4	
March	13	16	8	12	16	
April	13	21	6	16	15	
May	33	19	9	8	17	
June	17	17	7	8	16	
July	18	20	7	5	13	
August	29	19	8	12	11	
September	16	13	6	23	14	
October	10	10	15	13	18	
November	16	12	3	6	4	
December	18	9	9	9	6	
Grand Total	202	182	96	140	140	9

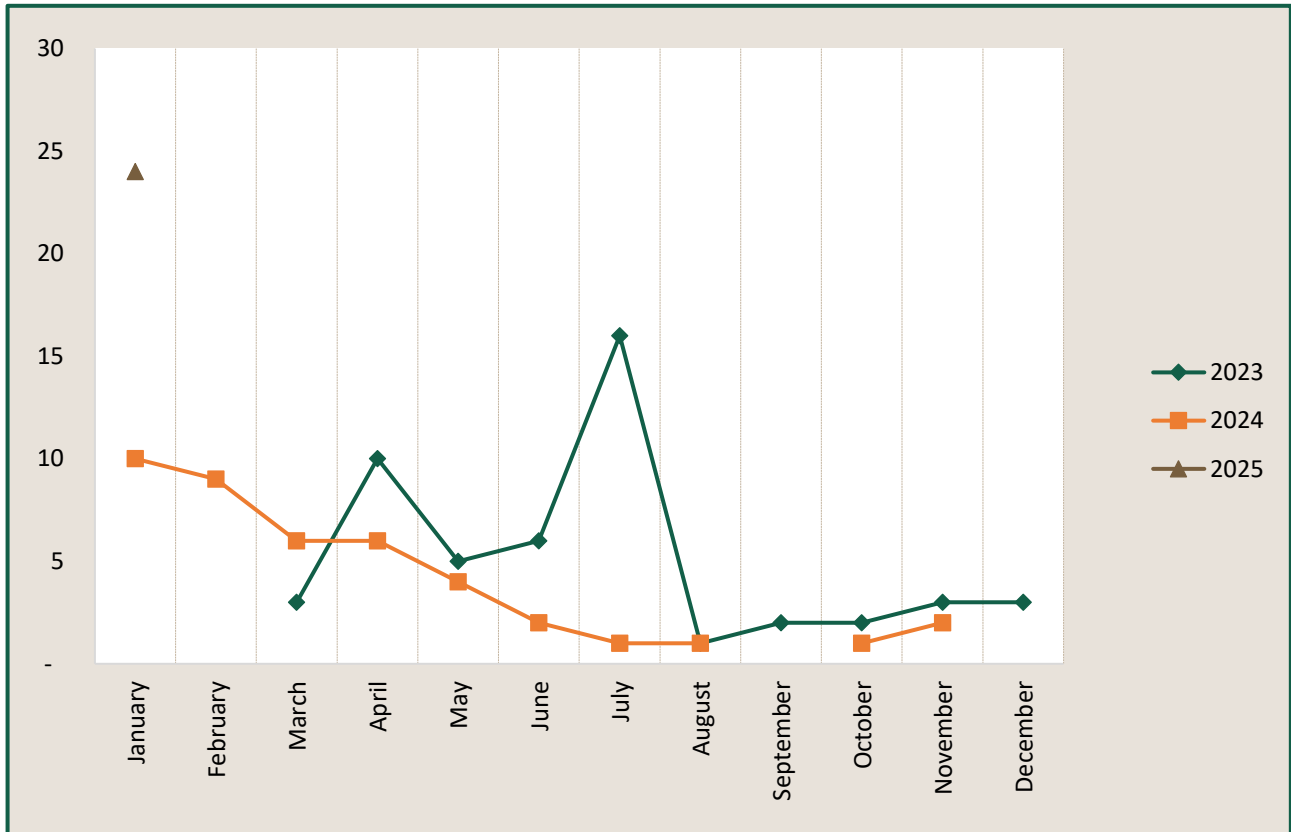
SPOKANE COUNTY SHERIFF'S OFFICE

Regional Intelligence Group 9

CAD Call Type COP - Millwood



Time Period: January 2025



	2023	2024	2025
January		10	24
February		9	
March	3	6	
April	10	6	
May	5	4	
June	6	2	
July	16	1	
August	1	1	
September	2		
October	2	1	
November	3	2	
December	3		
Grand Total	51	42	24

SPOKANE COUNTY SHERIFF'S OFFICE

Regional Intelligence Group 9

Ticket Counts

Date Range: January 2025



Ticket Type	Spokane Valley Districts		Unincorporated Districts		All Districts	
	Ticket Count	Charges Count	Ticket Count	Charges Count	Ticket Count	Charges Count
Criminal Non Traffic	76	92	71	92	147	184
Criminal Traffic	22	25	23	32	45	57
Infraction Non Traffic	1	1	0	0	1	1
Infraction Traffic	506	551	193	237	699	788
Parking	0	0	0	0	0	0
Totals:	605	669	287	361	892	1030

Ticket Type	Deer Park		Medical Lake		Millwood	
	Ticket Count	Charges Count	Ticket Count	Charges Count	Ticket Count	Charges Count
Criminal Non Traffic	2	2	1	1	4	4
Criminal Traffic	1	1	0	0	3	4
Infraction Non Traffic	0	0	0	0	0	0
Infraction Traffic	2	2	6	6	8	8
Parking	0	0	0	0	0	0
Totals:	5	5	7	7	15	16

Produced: 02/13/2025

SPOKANE COUNTY SHERIFF'S OFFICE

Regional Intelligence Group 9

Ticket Charge Details - Millwood



Date Range: January 2025

Charge	Count
46.12.650.8: FAIL TO TRANSFER TITLE W/I 45 DAYS	1
46.20.005: DRIVING WITHOUT A LICENSE	2
46.30.020: OPERATING A MOTOR VEHICLE WITHOUT INSURANCE	1
46.37.050: DEFECTIVE LIGHTS	1
46.61.400.01U: SPEED 1 OVER (40 OR UNDER)	3
46.61.400.10U: SPEED 10 OVER (40 OR UNDER)	1
46.61.400.30U: SPEED 30 OVER (40 OR UNDER)	1
46.61.502: OLD CODE:VEH(DWUIL/DRUG)NEW	1
46.61.688: FAIL TO WEAR SAFETY BELT	1
69.50.4013.1A: POSSESSION OF CONTROLLED SUBSTANCE	3
9A.36.041.2: ASSAULT 4TH DEGREE	1
Grand Total	16

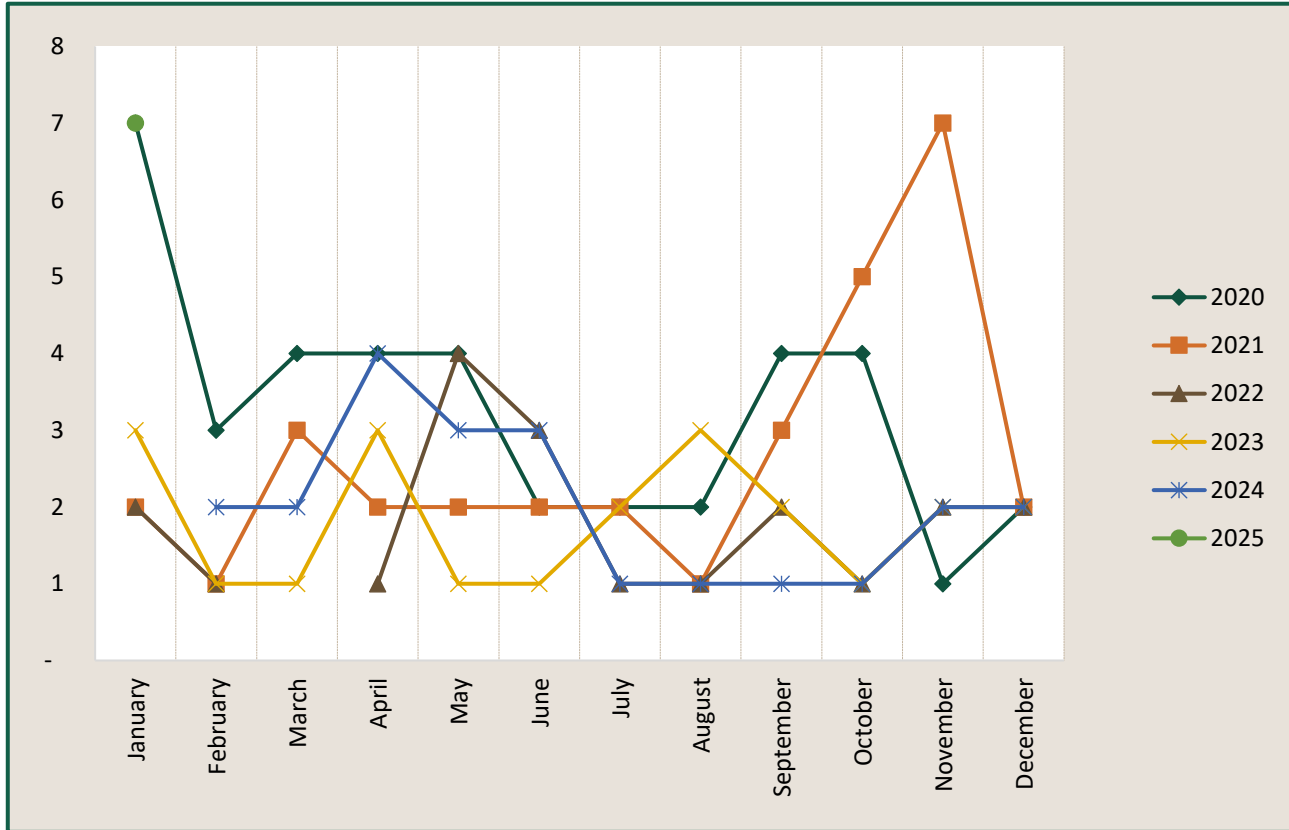
SPOKANE COUNTY SHERIFF'S OFFICE

Regional Intelligence Group 9

Criminal Ticket Counts - Millwood



Time Period: January 2025



	2020	2021	2022	2023	2024	2025
January	7	2	2	3		7
February	3	1	1	1	2	
March	4	3		1	2	
April	4	2	1	3	4	
May	4	2	4	1	3	
June	2	2	3	1	3	
July	2	2	1	2	1	
August	2	1	1	3	1	
September	4	3	2	2	1	
October	4	5	1	1	1	
November	1	7	2	2	2	
December	2	2	2	2	2	
Grand Total	39	32	20	22	22	7

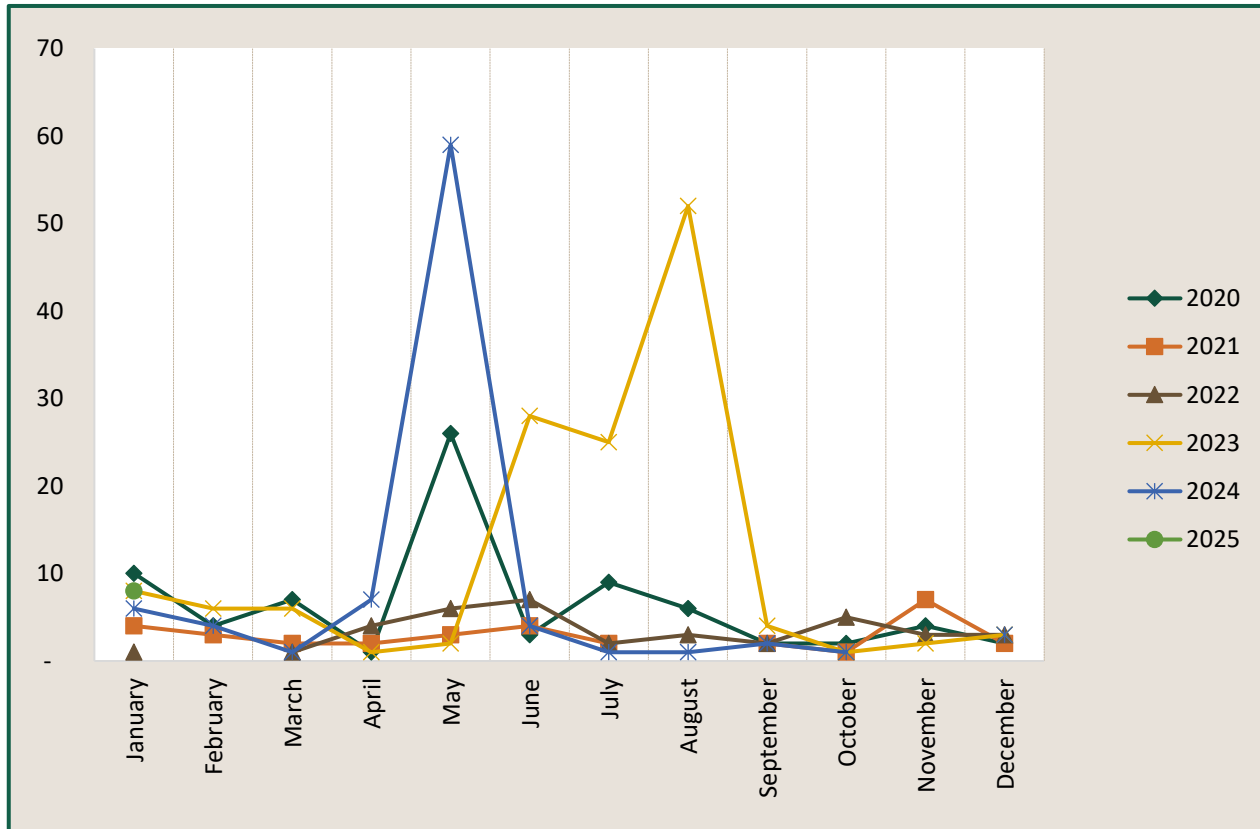
*Ticket Types included Criminal Non Traffic & Criminal Traffic

Produced: 02/13/2025

SPOKANE COUNTY SHERIFF'S OFFICE
Regional Intelligence Group 9
Non - Criminal Ticket Counts - Millwood



Time Period: January 2025



	2020	2021	2022	2023	2024	2025
January	10	4	1	8	6	8
February	4	3		6	4	
March	7	2	1	6	1	
April	1	2	4	1	7	
May	26	3	6	2	59	
June	3	4	7	28	4	
July	9	2	2	25	1	
August	6		3	52	1	
September	2	2	2	4	2	
October	2	1	5	1	1	
November	4	7	3	2		
December	2	2	3	3	3	
Grand Total	76	32	37	138	89	8

* Ticket Types included are Infraction Non Traffic & Infraction Traffic

Produced: 02/13/2025

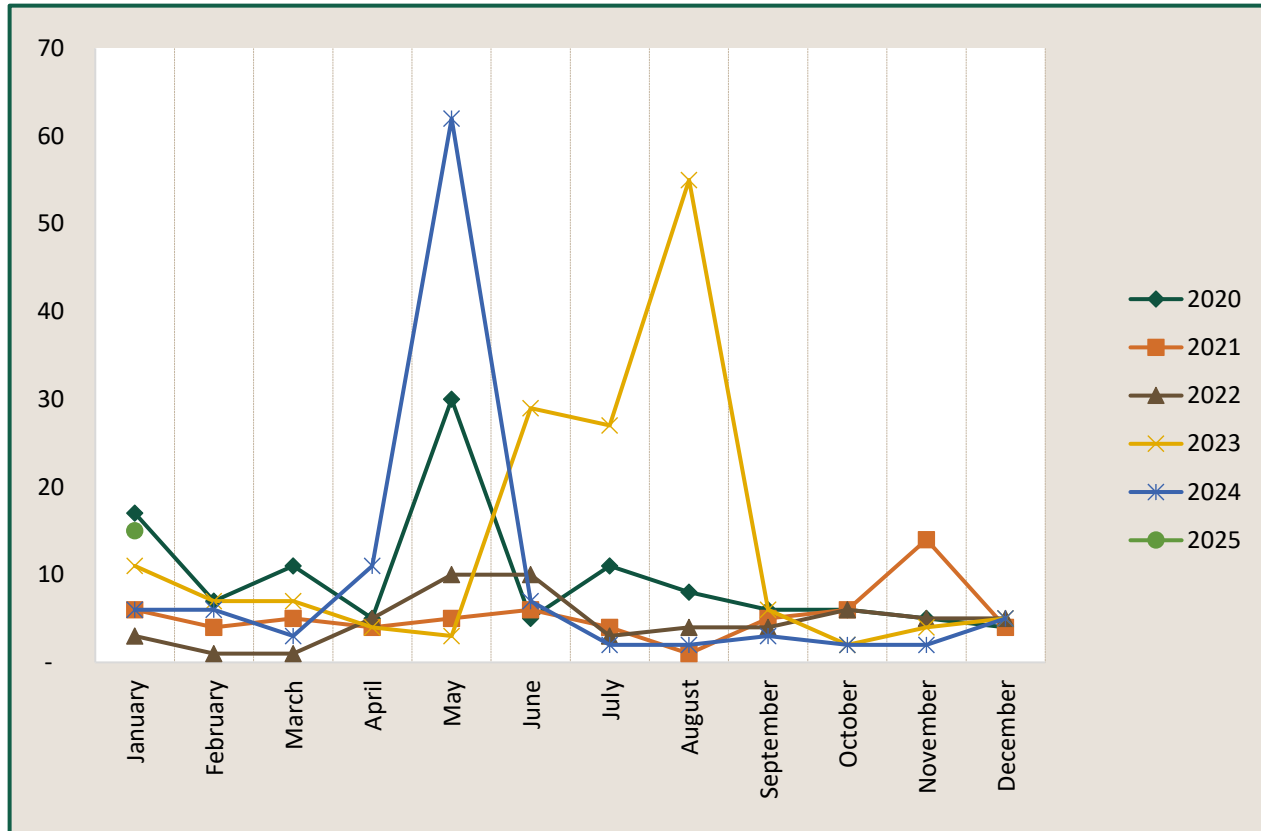
SPOKANE COUNTY SHERIFF'S OFFICE

Regional Intelligence Group 9

All Ticket Counts - Millwood



Time Period: January 2025



* All ticket types except parking

Produced: 02/13/2025