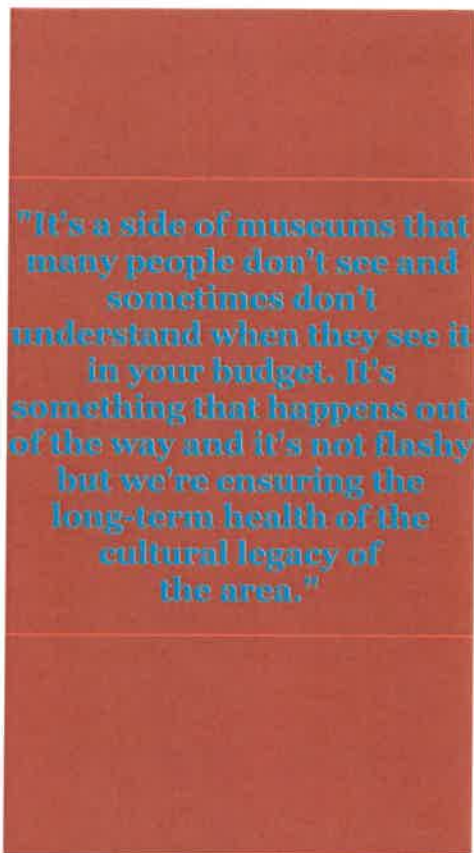


MISSION HISTORICAL MUSEUM

Departmental Report January 2025



PERFORMANCE INDICATORS:

FY 2024-2025				
Performance Indicators	October	November	December	January 1
General Attendance	101	270	67	176
Programs	13	750	82	100
Tours	23	0	0	0
Social Media	10,100	7000	7,100	14,500
Outreach	0	0	0	0
Meetings Hosted	7	0	0	0
Total:	10,244	8,020	7,249	14,776

(# of people served January 1– January 31)

Public and Educational Programs/Events

Past Programs/Events:

November 2	Dia de los Muertos Folklife Festival
November 9	MHM Lecture Series (cancelled due to parade)
December 14	MHM Lecture Series
December	Christmas Craft Day
January 11 th	MHM Lecture Series
January 15 th	Quilt Show Opening
January 21 & 22	She Came to the Valley Movie Screenings
January 28 & 29	She Came to the Valley Movie Screenings

Upcoming Programs/Events:

February 13 th	Time capsule ceremony
March	Spring Break Scavenger Hunt

Other Items:

Spring	Hosting three UTRGV student interns
Ongoing	M.C.I.S.D. projects
Ongoing	Epidemic Exhibit (Funding received from McCoys)
Ongoing	New Database CatalogIt (Received/Doing clean up)
Ongoing	Moorefield Exhibit (Seeking Quotes)
November-March	Brick paver Campaign
December	Sherwin Williams donation (Received)
January	4Imprint Grant: Baseball Exhibit Banners



Mission Event Center Revenue Ledger

01/01/2025 - 01/31/2025

Source: RESERVE (event management software)

Event - Name	Event Date	Room Rental Charges	Alcoholic & (non) Beverage Charges	Equipment Charges	Labor Charges	Rentals Charges	Service Fees Charges	Function Total	Total Adjustments and Discounts	Total Payments Received	Balance Due	Estimated Attendance
STS Training Seminar	01/04/2025	\$1,350.00		\$0.00		\$500.00	\$375.00	\$2,225.00	\$0.00	\$2,225.00	\$0.00	200
IOC Company Safety Meeting	01/04/2025	\$2,500.00		\$350.00		\$500.00		\$3,350.00	\$0.00	\$3,350.00	\$0.00	330
UMOS - Early Care Education Institute	01/07/2025	\$5,000.00		\$350.00		\$0.00		\$5,350.00	\$0.00	\$5,350.00	\$0.00	520
Texas Citrus Fiesta Squeeze the Day	01/09/2025	\$0.00		\$0.00				\$0.00	(\$1,700.00)	\$0.00	\$0.00	15
Texas Rising Star Child Care Conference	01/11/2025	\$3,800.00		\$0.00		\$500.00		\$4,300.00	\$0.00	\$0.00	\$4,300.00	500
City of Mission Executive Meeting	01/13/2025	\$0.00						\$0.00	(\$350.00)	\$0.00	\$0.00	35
Mission Fire Department Pinning Ceremony	01/15/2025	\$0.00		\$0.00				\$0.00	(\$2,150.00)	\$0.00	\$0.00	50
Mission Fire Department Retirement Banquet	01/16/2025	\$0.00		\$0.00				\$0.00	(\$2,150.00)	\$0.00	\$0.00	60
The Rio Grande Valley Bridal Wedding Expo	01/18/2025	\$9,000.00		\$0.00	\$0.00	\$500.00	\$250.00	\$9,750.00	\$0.00	\$9,750.00	\$0.00	300
Texas Citrus Fiesta Week	01/20/2025	\$0.00	\$437.00	\$0.00	\$0.00			\$437.00	(\$18,250.00)	\$437.00	\$0.00	1000
Rio Grande Valley International Rail Conference	01/30/2025	\$1,900.00	\$216.00	\$0.00	\$0.00	\$0.00	\$375.00	\$2,491.00	\$0.00	\$2,491.00	\$0.00	50
Civil Service Hearing	01/30/2025	\$0.00						\$0.00	(\$350.00)	\$0.00	\$0.00	25
12 events hosted		\$23,550.00	\$653.00	\$700.00	\$0.00	\$2,000.00	\$1,000.00	\$27,903.00	(\$24,950.00)	\$23,603.00	\$4,300.00	3085

Jan-24

12 events hosted

		\$11,850.00	\$15,153.00	\$350.00	\$250.00	\$1,500.00	\$875.00	\$29,978.00	(\$39,177.00)	\$29,978.00	\$0.00	
--	--	-------------	-------------	----------	----------	------------	----------	-------------	---------------	-------------	--------	--

HUMAN RESOURCES DEPARTMENT
MONTHLY REPORT
JANUARY 2025

PERSONNEL								Monthly Totals	YTD Totals
Number of Employees, Volunteers, and Others	HIRED	TRANSFERRED	RESIGNED	DISMISSED	RETIRED	DECEASED	OTH		
Regular Full-Time (767 budgeted slots for fiscal year)	29		6					708	728
Regular Part-Time (45 budgeted slots for fiscal year)								47	47
Temporary Full-Time								1	1
Temporary Part-Time								1	1
Fiscal FYD Totals	45		22	1	6			757	777
Reserve Police Officers								13	13
Volunteer Firefighters								13	15
Texas Workforce Solutions/Work Experience								1	1
AARP Participants								13	16
Volunteers							3	267	270
Fiscal FYD Totals								307	315
Staffing									
Request for Positions Processed								15	55
Positions Advertised								23	81
Application for Employment Processed								203	662
Volunteer Applications Processed								3	41
Interviews Processed								37	123
Job Offers Processed								29	47
New Hire Enrollments Processed								29	45
Turnover Rate									0.90%
Retention Rate									99.50%
Pre-Employment Screenings									
Driver License Checks (MVR)								12	26
Mission Police/Mission Municipal Court Record Check								12	26
Hidalgo County Courthouse								12	26
Criminal History Background/Sex Offender Check (DPS)								23	61
Drug Testing, Physical and Pre-placement Screening								29	45
PERSONNEL, con't									
Human Resources Department Visitors:									
Employees, Citizens, Vendors/Representatives Assisted								517	1136
Exit Interviews Conducted:									
Employee Exit Interview								1	6
Supervisor Exit Interview								3	14
Forms Processed									
Employee Change of Status Forms Processed								69	251
Employee Requests for Personnel Information Processed								4	10
Employee Disciplinary Forms Processed								8	27
Employment Verifications Processed								10	44
Unemployment Claims Processed								0	3
Public Information Requests Processed								5	28
Family and Medical Leave Act (FMLA) Forms Processed:									
FMLA Requests								6	33
-- Employee's Serious Health Condition								4	19
-- Family Member's Serious Health Condition								1	7
-- Birth of a Child								1	7
-- Military Family Leave								0	0
-- Injury or Illness of Covered Servicemember								0	0
FMLA Approvals								11	30
FMLA Denials/Withdrawals								2	5
FMLA Return-to-Work								5	22
Employees out on FMLA								12	41

HUMAN RESOURCES DEPARTMENT
MONTHLY REPORT
JANUARY 2025

PERSONNEL TRAINING SEMINARS										Training Seminars	Employees Attended
10/18/2024 - Live2Lead										1	20
11/19/2024 - HR Consortium Supervisor's Training										1	30
12/03/2024 - Director's Workshop										1	45
01/16/2025 - Risk Management Essentials for Supervisors										1	36
Fiscal YTD Totals:										4	131
HEALTH & WELLNESS SEMINARS/EVENTS										Training Seminars	Employees Attended
10/02/2024 - Breast Cancer Awareness Luncheon										1	106
10/10/2024 - Airrosti - Is Sitting A Pain										1	3
10/15/2024 - Airrosti - Is Sitting A Pain										1	3
10/17/2024 - Airrosti - Is Sitting A Pain										1	4
10/22/2024 - Airrosti - Is Sitting A Pain										1	3
10/22/2024 - Annual Health & Benefits Fair										1	160
11/18/2024 - Health and Wellness Seminar - Diabetes - Parks										1	10
11/18/2024 - Health and Wellness Seminar - Diabetes - City Hall										1	15
11/18/2024 - Health and Wellness Seminar - Diabetes - Public Works										1	46
Fiscal YTD Totals:										9	350
EMPLOYEE RECOGNITION/EVENTS											Employees Attended
11/06/2024 - Veterans Appreciation Luncheon										1	73
11/20/2024 - Employee Appreciation Luncheon										1	650
12/02/2024 - Service Awards Breakfast										1	94
Fiscal YTD Totals:										2	817

Mission Police Department



Monthly Report
January 2025



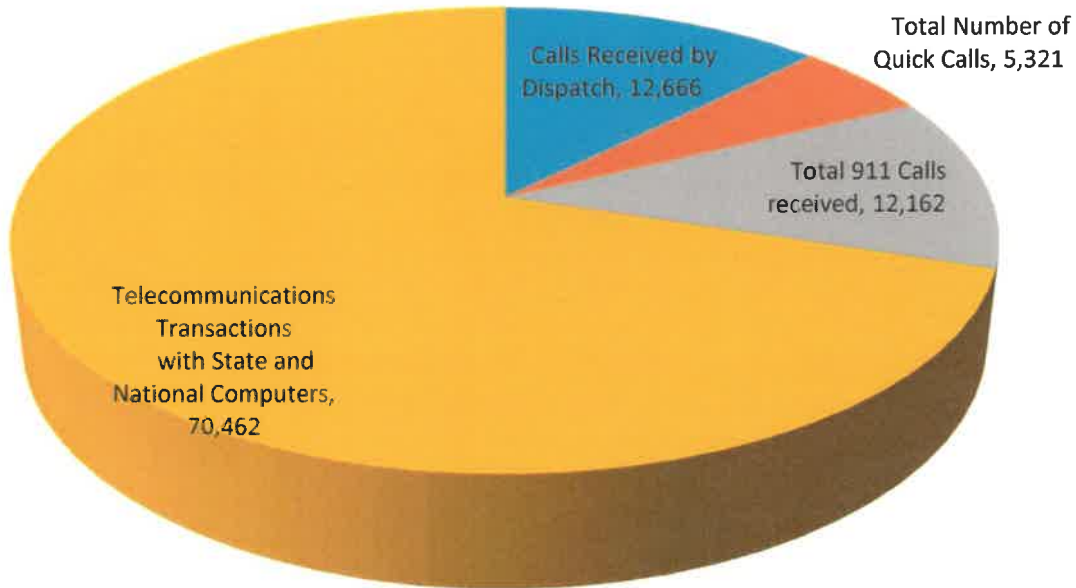
Mission Police Department

Monthly Report for January 2025



Communications Division

	<u>Jan 25</u>	<u>FY 24-25 YTD</u>
Calls Received by Dispatch	3,057	12,666
Total Number of Quick Calls	1,286	5,321
Total 911 Calls received	2,901	12,162
Telecommunications Transactions with State and National Computers	17,781	70,462





Mission Police Department

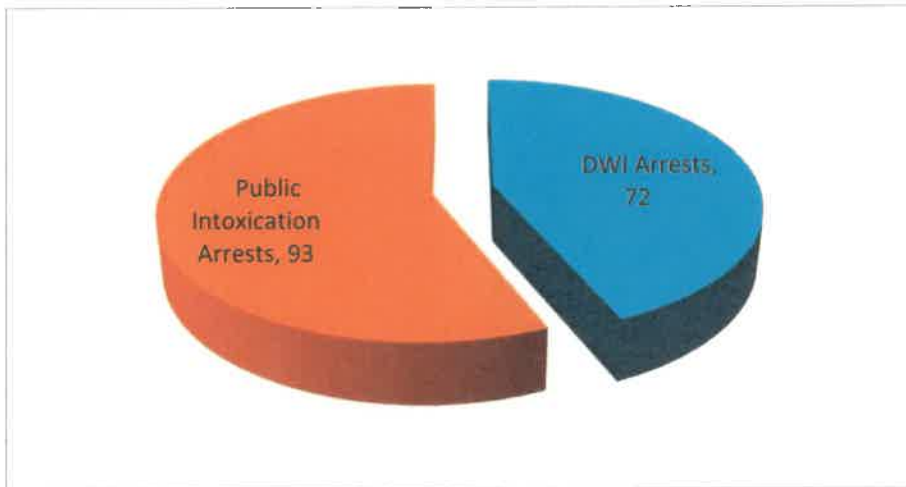
Monthly Report for January 2025



Patrol Division

DWI Arrests
Public Intoxication Arrests

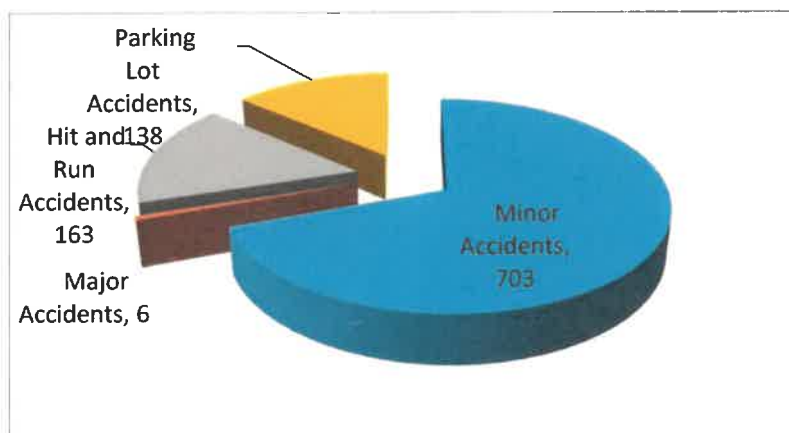
<u>Jan 25</u>	<u>FY 24-25 YTD</u>
17	72
13	93



Traffic Division

Minor Accidents
Major Accidents
Hit and Run Accidents
Parking Lot Accidents

<u>Jan 25</u>	<u>FY 24-25 YTD</u>
127	703
1	6
39	163
33	138





Criminal Investigations Criminal Case Submissions



Adult Misdemeanor Cases Submitted to DA's Office

Adult Felony Cases Submitted to DA's Office

Adult Cases Submitted to Mission Municipal Court

Adult Misdemeanor Arrests

Adult Felony Arrest

Juvenile Misdemeanor Cases Submitted to Juvenile
Probation Department

Juvenile Felony Cases Submitted to Juvenile
Probation Department

Juvenile Cases Submitted to Mission Municipal Court

Juvenile Misdemeanor Arrests

Juvenile Felony Arrests

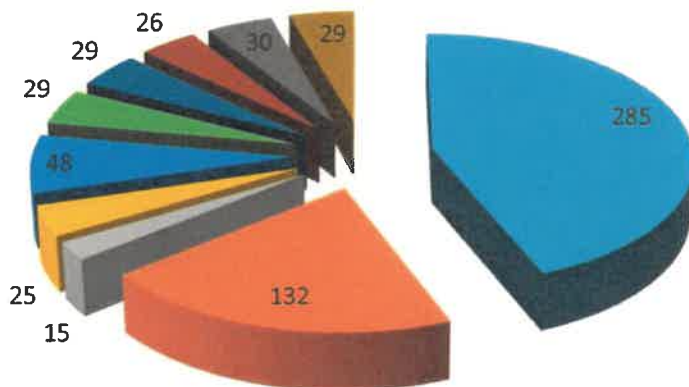
Total Open Cases

Jan 25

FY 24-25 YTD

98	285
46	132
4	15
13	25
21	48
2	29
3	29
10	26
2	30
3	29
124	124

Jan 25



- Adult Misdemeanor Cases Submitted to DA's Office
- Adult Felony Cases Submitted to DA's Office
- Adult Cases Submitted to Mission Municipal Court
- Adult Misdemeanor Arrests
- Adult Felony Arrest
- Juvenile Misdemeanor Cases Submitted to Juvenile Probation Department



Mission Police Department

Monthly Report for January 2025



Jail Division

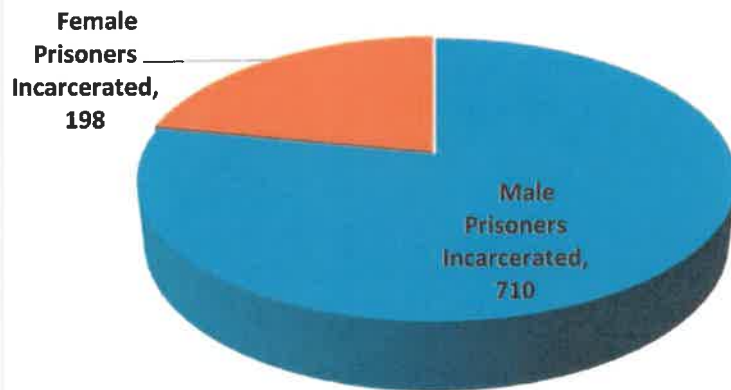
Adults

Male Prisoners Incarcerated
Female Prisoners Incarcerated
Total

Jan 25

FY 24-25 YTD

169	710
50	198
219	908



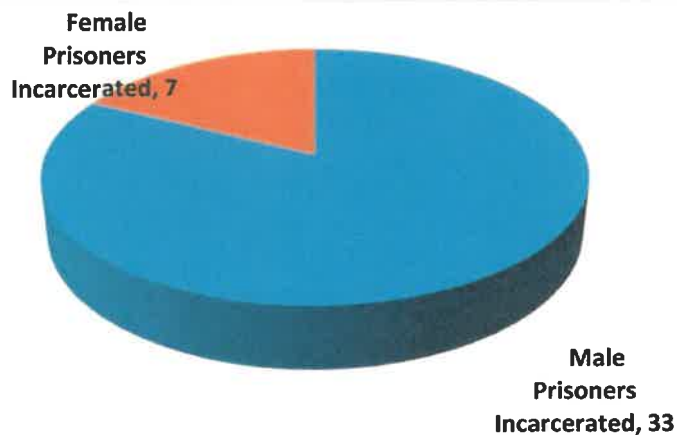
Juveniles

Male Prisoners Incarcerated
Female Prisoners Incarcerated
Total

Jan 25

FY 24-25 YTD

4	33
1	7
5	40





Narcotics Division -DEA

Seizures

Marihuana (lbs)

(Street Value -\$506.00 per pound)

Jan 25

FY 24-25 YTD

0.00

0.00

\$0.00

\$0.00

Cocaine (kilos)

(Street Value -\$21,000.00 per Kilo)

246.44

667.39

\$5,175,240.00

\$14,015,190.00

Fentanyl

(Street Value -\$30,000.00 per Kilo)

0

0.00

\$0.00

\$0.00

Heroin (kilos)

(Street Value -\$17,680.00 per Kilo)

0

0.00

\$0.00

\$0.00

Methamphetamine (kilos)

(Street Value -\$11,925.00 per Kilo)

394.5

1430.24

\$7,850,550.00

\$28,461,776.00

Currency Seizures:

\$35,100.00

\$143,482.00

Vehicle Seizures:

3

4

Arrest:

2

26

Narcotics Division -Immigration & Customs Enforcement

Seizures

Marihuana (lbs)

(Street Value -\$506.00 per pound)

Jan 25

FY 24-25 YTD

0

0.00

\$197.80

\$197.80

Cocaine (kilos)

(Street Value -\$21,000.00 per Kilo)

6026

6133.02

\$126,546,000.00

\$128,793,420.00

Heroin (kilos)

(Street Value -\$17,680.00 per Kilo)

0

0.00

\$0.00

\$0.00

Methamphetamine (kilos)

(Street Value -\$11,925.00 per Kilo)

0

481.00

\$0.00

\$9,139,000.00

Currency Seizures:

\$101,998.00

\$436,898.00

Vehicle Seizures:

0

0

Arrest:

7

16



Mission Police and Criminal Investigations

Narcotics

Jan 25

FY 24-25 YTD

Marihuana (pounds)

(Street Value -\$506.00 per
pound)

0.05	0.38
\$25.81	\$193.29

Cocaine (kilos)

(Street Value -\$21,000.00 per Kilo)

0.0640	0.26
\$1,344.00	\$5,376.00

Currency

\$4,517.00	\$5,806.00
------------	------------



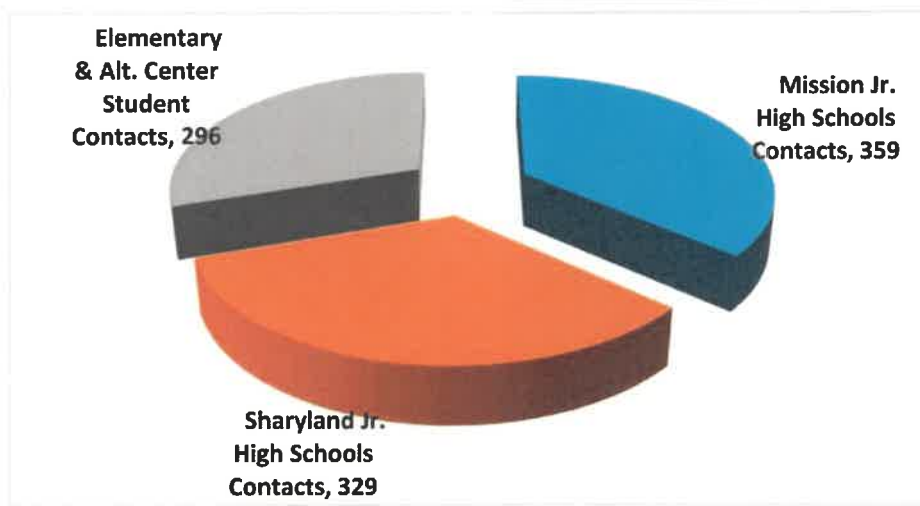
Mission Police Department

Monthly Report for January 2025



Educational Resource Officer Program

	<u>Jan 25</u>	<u>FY 24-25 YTD</u>
Mission Jr. High Schools Contacts	102	359
Sharyland Jr. High Schools Contacts	112	329
Elementary & Alt. Center Student Contacts	79	296



	<u>Jan 25</u>	<u>FY 24-25 YTD</u>
Mission High Schools	93	593
Sharyland High Schools	41	359



Adult & Juvenile Cases Submitted by Police Officers Assigned to Mission & Sharyland Schools



Adult Cases Submitted to Mission Municipal Court

Adult Misdemeanor Arrests

Adult Felony Arrests

Juvenile Misdemeanor Cases Submitted to Juvenile Probation Department

Juvenile Felony Cases Submitted to Juvenile Probation Department

Juvenile Cases Submitted to Mission Municipal Court

Juvenile Cases Submitted to JP Court

Juvenile Misdemeanor Arrests

Juvenile Felony Arrests

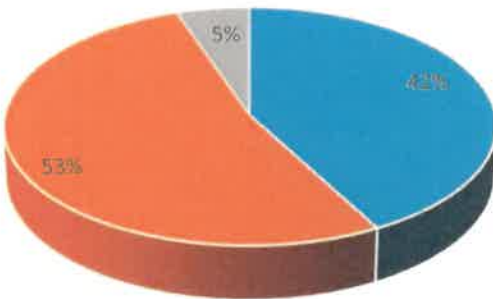
Jan 25

FY 24-25 YTD

2	16
3	20
0	2
0	7
4	9
30	87
4	11
15	60
6	11

FY 24-25 YTD

■ ■ ■

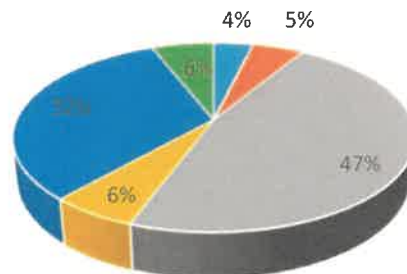


FY 24-25 YTD

- Juvenile Misdemeanor Cases Submitted to Juvenile Probation Department
- Juvenile Felony Cases Submitted to Juvenile Probation Department
- Juvenile Cases Submitted to Mission Municipal Court
- Juvenile Cases Submitted to JP Court

■ Juvenile Misdemeanor Arrests

■ Juvenile Felony Arrests





Mission Police Department

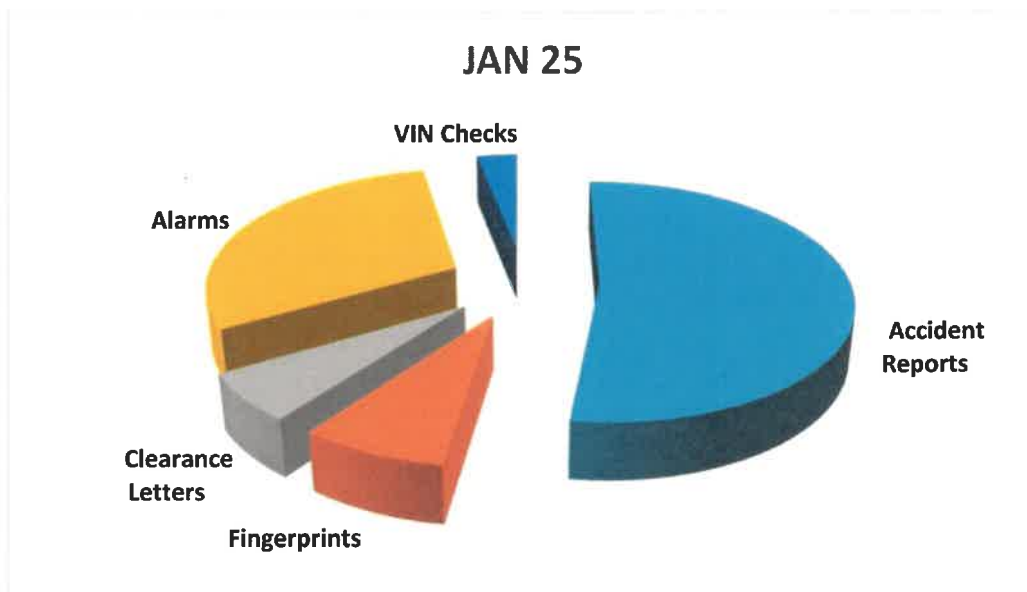
Monthly Report for January 2025



Records Division

The following entries from our records division are actual persons visiting the Mission Police Department facility to obtain copies of reports; getting fingerprinted; job applications; clearance letter for job applications; vehicle identification number clearance letters for people buying used motor vehicles; persons visiting our warrant officers, criminal investigations or administrative personnel for assistance in police related matters.

	Jan 25	FY 24-25 YTD
Accident Reports	140	427
Fingerprints	20	65
Clearance Letters	20	52
Alarms	51	247
VIN Checks	7	25
TOTAL	238	816



SPEER MEMORIAL LIBRARY

DOOR COUNT



5,395

JANUARY
2025



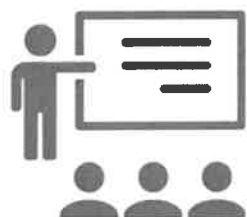
3,116

BOOKS CHECKED OUT



1,411

Live Virtual Program



30

ADULT PROGRAM AUDIENCE



VOLUNTEER HOURS
WORKED

525



TEENS PROGRAM AUDIENCE

19



44

GENERAL AUDIENCE

39



CHILDREN PROGRAM AUDIENCE

USE OUR
ONLINE RESOURCES

WWW.MISSION.LIB.TX.US



Speer Memorial Library
 15 Favorites · January 21 at 8:40PM · 12

Thank you to all the parents and the children that came to our STEM Class. Remember we will be here every Tuesday at 6pm. Can't wait to see you guys here next week. We hope everybody is staying safe and warm.



Speer Memorial Library
 15 Favorites · January 20 at 4:34PM · 12

Little Sprouts was a success! We had so much fun introducing our new gardening program. The children planted China Aster flowers and we are so excited to watch them grow! Join us next Sunday at 2pm for our little sprouts club.



Speer Memorial Library
 15 Favorites · January 20 at 9:20PM · 12

Tuesday's STEM program was a success! We made a robotic hand. Remember STEM is every Tuesday at 6pm.



Speer Memorial Library is at Speer Memorial Library
 15 Favorites · January 14 at 1:19 PM · Mission · 12



We're very excited about the upgrades to improve your library experience! Thank you for your incredible patience and support as we embark on these exciting improvements!



Speer Memorial Library is feeling motivated at Speer Memorial Library
 15 Favorites · January 8 · Mission · 12

We are thrilled about the incredible transformation happening at the library. We eagerly anticipate your visit so you can experience these exciting changes for yourself!



Speer Memorial Library is a success
 15 Favorites · January 22 at 1:05 PM · 12

Today on Speer Can't Stop Reading! 'Clown in a Cornfield' by Adam Cesare, a terrifying thriller with an upcoming adaptation!



Speer Memorial Library
 15 Favorites · January 20 at 7:30 PM · 12

A big thank you to all the members of Morton's Book Club for making our first book discussion of the year such a success! We'd also like to extend a special thanks to Julia Peck, our very own Mission resident and local author for joining us as a guest S. See more



MISSION FIRE PREVENTION MONTHLY REPORT

January 2025



“Dedicated to the Community we Protect... and Serve”

FIRE INVESTIGATIONS

There were zero (0) fire investigation for the month of January.

Full Investigation: 0 Total

Call out to document of Incident: 0 Total

Call out to document of Incident: 0 Total

Year to Date: 5 Total

SOUTH TEXAS ARSON RESPONSE TEAM FIRE INVESTIGATIONS

The Hidalgo County Fire Marshal's Office asked for our assistance in zero (0) fire investigations for the month of January.

Our assistance was requested: 0 Total

Assistance Requested by us: 0 Total

Year to Date: 0 Total

COMPLAINTS

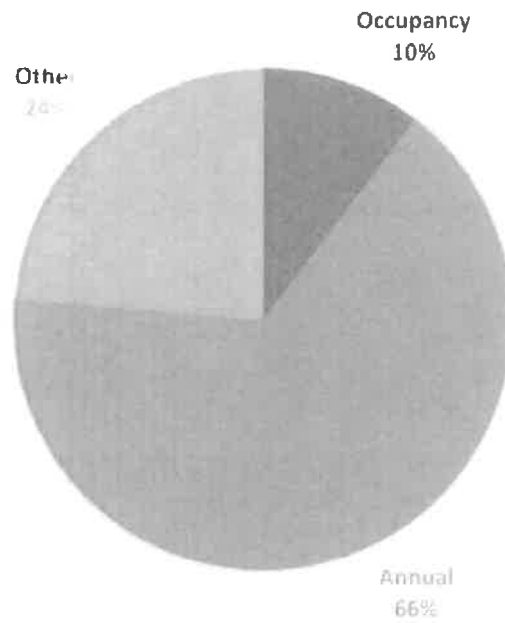
There were three (3) complaints for the month of January.

There were three (3) complaints resolved within this month.

Year to Date: 3 Total

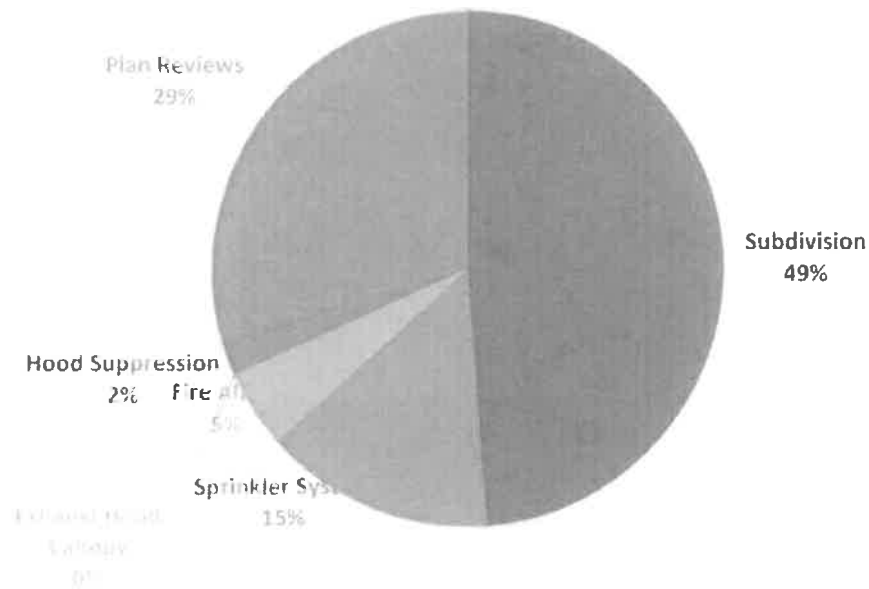
- January 14, 2025 at 1005 N. Stewart Rd.
- January 17, 2025 at 1242 E. Hwy 83.
- January 27, 2025 at 1605 E. Exp. 83.

FIRE INSPECTIONS - JANUARY 2025



- 17 Occupancy
- 109 Annual
- 39 Other
- Year to Date: 404 Total
- **Inspection rate to date: 19%**

PLAN REVIEWS - JANUARY 2025



- Subdivision Reviews: 20 - Year to Date: 78
- Sprinkler System Plan Reviews: 6 – Year to Date: 14
- Fire Alarm System Plan Reviews: 2 – Year to Date: 11
- Exhaust Hood Canopy Plan Reviews: 0 – Year to Date: 2
- Hood Suppression Plan Reviews: 1 – Year to Date: 7
- Plan Reviews: 12 – Year to Date: 75

PERMITS - JANUARY 2025

Underground
Storage Tank
0%

LP Tank
0%

Aboveground
Storage Tank
0%

Burning
0%

- LP Tanks Permits: 0 – Year to Date: 2
- Underground Storage Tank Removal Permits: 0 – Year to Date: 0
- Aboveground Storage Tank Removal Permits: 0 – Year to Date: 0
- Burning Permits: 0 – Year to Date: 8

FIRE DRILLS

There was zero (0) fire drill conducted for the month of January.

Year to Date: 0 Total

TRAINING

There were three (3) training in the month of January.

- January 7, 2025 – Fire Marshal Frank Cavazos attended hands on P-Card Reconciliation Training at Council Chamber.
- January 26-31, 2025 – Captain Joel Saenz attended Fundamentals of Fire Investigation in San Antonio.
- January 29, 2025 – Fire Marshal Frank Cavazos attended Table Top training for Exercise and Hazmat at Rio Juice in 702 E. Interstate Highway 2.

Year to Date: 12 Total

MEETINGS ATTENDED

For the month of January there were fourteen (15) meetings attended by the Fire Prevention Office.

- January 7, 2025 – Fire Marshal Frank Cavazos attended Special Operations meeting in Admin conference room.
- January 8, 2025 – Fire Marshal Frank Cavazos attended Texas Citrus Fiesta Parade Logistics at PD.
- January 8, 2025- Fire Marshal Frank Cavazos attended meeting at Animal Shelter 1400 S. Conway.
- January 9, 2025 – Fire Marshal Frank Cavazos attended SRC meeting at City Hall.
- January 10, 2025 – Fire Marshal Frank Cavazos attended Citrus Parade meeting at City Hall.
- January 10, 2025- Fire Marshal Frank Cavazos attended Chief briefing meeting at CEED.
- January 15, 2025- Fire Marshal Frank Cavazos attended meeting at Central Fire for Promotional Ceremony.
- January 16, 2025- Fire Marshal Frank Cavazos attended Retirement Ceremony meeting at Central Fire.
- January 16, 2025– Fire Marshal Frank Cavazos attended SRC meeting at City Hall.
- January 16, 2025– Fire Marshal Frank Cavazos attended meeting at City Hall for Shelter in place.
- January 20, 2025- Fire Marshal Frank Cavazos attended Texas Citrus Fiesta Parade at City Hall.
- January 23, 2025- Fire Marshal Frank Cavazos attended SRC meeting at City Hall.
- January 28, 2025- Fire Marshal Frank Cavazos attended meeting in Admin conference room for new FF.
- January 30, 2025- Fire Marshal Frank Cavazos attended meeting in Admin conference room for Peer Cost/Review/Microsoft Team meeting.
- January 30, 2025- Fire Marshal Frank Cavazos attended meeting in Media room for DANA Mtg. for new vehicles.

Year to Date: 64 Total

PUBLIC EDUCATION - JANUARY 2025



During the month of January there were two (2) presentations conducted

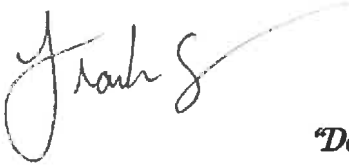
- Year to Date: 33 Presentations 13,070 Audience
- Year to Date w/ The Tutor: 0 Presentations 0 Audience
- Year to Date w/ F.S.T.: 2 Presentations 2,300 Audience
- Year to Date w/ City Events: 3 Presentations 2,500 Audience
- Year to Date – Other: 0 Presentations 0 Audience
- Year to Date Grand Total: 38 Presentations 17,870 Audience

PUBLIC EDUCATION

During the month of January there were two (2) presentations conducted.

Date	Location	Fire Extinguisher w/Simulator	Fire Safety Trailer	Tours of Stations	Fire Safety Presentation	City Events/ Parade
01/10/2025	LEO MARCEL				200	
01/28/2025	CASTRO ELEM. SCHOOL				50	

Frank Cavazos, Deputy Chief/Fire Marshal



"Dedicated to the Community We Protect... and Serve"

MISSION FIRE DEPARTMENT

Emergency Ambulance Response Report

January 2025



“Dedicated to the Community we Protect... and Serve”



Previous Month ▾ Jan 1, 2025 - Jan 31, 2025 ▾

Counts

% Rows

% Columns

All

Week Ending	1/5/25	1/12/25	1/19/25	1/26/25	2/2/25	2/9/25	2/16/25	2/23/25	3/2/25	3/9/25	3/16/25	3/23/25	3/30/25	Total
Abdominal Pain	0.77%	1.92%	2.68%	2.3%	1.15%									8.81%
Acute Pain, not elsewhere classified				0.19%	0.19%									0.38%
Acute Respiratory Distress (Dyspnea)	0.96%	0.96%	0.77%	1.15%	0.96%									4.79%
Alcohol use	0.38%			0.19%										0.57%
Allergic Reaction			0.19%											0.19%
Altered Mental Status	0.57%	0.96%	0.57%	0.38%	0.38%									2.87%
Anxiety reaction/Emot... upset	0.57%	1.92%	0.38%	0.77%	0.38%									4.02%
Back Pain	0.19%		0.96%	0.38%	0.57%									2.11%
Cardiac arrest	0.19%	0.38%		0.38%	0.38%									1.34%
Cardiac arrhythmia/dy..					0.38%									0.38%
Chest Pain / Discomfort	0.19%	0.96%	1.15%	1.53%	0.96%									4.79%
Chest Pain, Other (Non-Cardiac)		0.19%												0.19%
Common Cold	0.19%													0.19%
Confusion/De...				0.19%										0.19%
Convulsions	0.19%	0.19%	0.38%		0.19%									0.96%
Diabetic Hyperglycemia		0.19%			0.19%									0.38%
Diabetic Hypoglycemia		0.38%	0.19%	0.57%	0.96%									2.11%
Diarrhea	0.19%			0.19%										0.38%
Dizziness		0.38%		0.19%	0.77%									1.34%
Epistaxis					0.19%									0.19%
Esophageal obstruction			0.19%											0.19%
Extremity Pain	0.57%	0.77%	1.15%	1.34%	0.77%									4.6%
Febrile Seizures	0.19%													0.19%
Fever				0.57%	0.19%									0.77%
Foreign Body in Respiratory Tract		0.19%												0.19%

Week Ending	1/5/25	1/12/25	1/19/25	1/26/25	2/2/25	2/9/25	2/16/25	2/23/25	3/2/25	3/9/25	3/16/25	3/23/25	3/30/25	Total
Foreign Body on External Eye	0.19%													0.19%
Gastrointestin.. hemorrhage	0.38%	0.19%	0.19%											0.77%
Generalized Weakness	1.53%	3.45%	2.3%	2.3%	1.92%									11.49%
Headache			0.19%	0.19%										0.38%
Heat Exhaustion				0.19%										0.19%
Hemorrhage				0.38%										0.38%
Hypertension	0.19%	0.38%	0.77%											1.34%
Hypotension				0.38%	0.38%									0.77%
Injury	3.26%	1.15%	2.49%	2.11%	1.15%									10.15%
Laceration/Ab... (minor surface trauma)	0.38%	0.19%	0.38%	0.57%	0.19%									1.72%
Malaise		0.19%		0.57%										0.77%
Mental disorder	0.38%				0.19%									0.57%
Multiple injuries	0.19%	0.19%	0.38%	0.38%	0.96%									2.11%
Nausea		0.38%		0.38%	0.19%									0.96%
No Complaints or Injury/Illness Noted	0.77%	2.3%	2.11%	1.34%	1.34%									7.85%
Obvious Death		0.19%	0.19%	0.19%	0.19%									0.77%
Overdose - Acetaminophe..				0.19%										0.19%
Overdose - Benzodiazepin.				0.19%										0.19%
Overdose - Unspecified	0.19%		0.19%		0.19%									0.57%
Pain (Non-Traumatic)	0.19%	0.19%		0.38%	0.57%									1.34%
Palpitations			0.38%	0.19%										0.57%
Pelvic and Perineal Pain			0.19%		0.19%									0.38%
Poisoning / Drug Ingestion	0.19%	0.19%												0.38%
Pregnancy related conditions			0.19%	0.38%	0.19%									0.77%
Respiratory disorder		0.38%	0.19%	0.19%	0.38%									1.15%
Sedative, hypnotic, or anxiolytic related disorders	0.19%													0.19%
Seizure				0.38%	0.57%									0.96%


Week Ending	1/5/25	1/12/25	1/19/25	1/26/25	2/2/25	2/9/25	2/16/25	2/23/25	3/2/25	3/9/25	3/16/25	3/23/25	3/30/25	Total
Seizures with status epilepticus	0.57%	0.38%	0.19%											1.15%
Sepsis/Septice..	0.19%			0.19%										0.38%
ST elevation myocardial infarction (STEMI)	0.19%			0.19%										0.38%
Stroke	0.19%	0.77%			0.19%									1.15%
Suicidal Ideation		0.19%	0.38%	0.19%	0.19%									0.96%
Syncope / Fainting	0.38%	1.34%	0.19%	0.77%	0.38%									3.07%
Toothache			0.19%											0.19%
Transient Cerebral Ischemic Attack (TIA)				0.19%										0.19%
Unconscious	0.19%			0.19%										0.38%
Urinary system disorder		0.19%		0.19%	0.19%									0.57%
Vaginal Hemorrhage			0.19%		0.19%									0.38%
Vomiting	0.19%	0.19%	0.57%	0.77%	0.19%									1.92%
Total	15.13%	21.84%	20.5%	23.95%	18.58%									100%

Previous Month ▾

Jan 1, 2025 - Jan 31, 2025 ▾

81%

TRANSPORTS
Percentage of Patient
Encounters



13%

NON TRANSPORTS
Percentage of Patient
Encounters

3%

OTHER DISPOSITIONS
Percentage of Patient
Encounters



541

RECORDS
In Selected Time



31

DAYS
In Selected Time Slice

Counts

% Rows % Columns % All

Week Ending	1/5/25	1/12/25	1/19/25	1/26/25	2/2/25	2/9/25	2/16/25	2/23/25	3/2/25	3/9/25	3/16/25	3/23/25	3/30/25	Total
January	85	115	114	132	88									534
February					7									7
Total	85	115	114	132	95									541



Previous Month ▾

Jan 1, 2025 - Jan 31, 2025 ▾

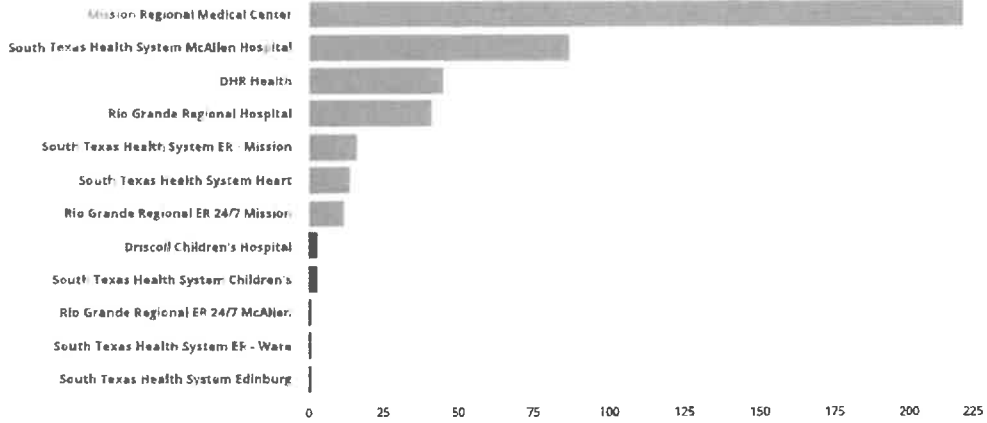
442

RECORDS

31

DAYS

In Selected Time Sl



Counts

% Rows

% Columns

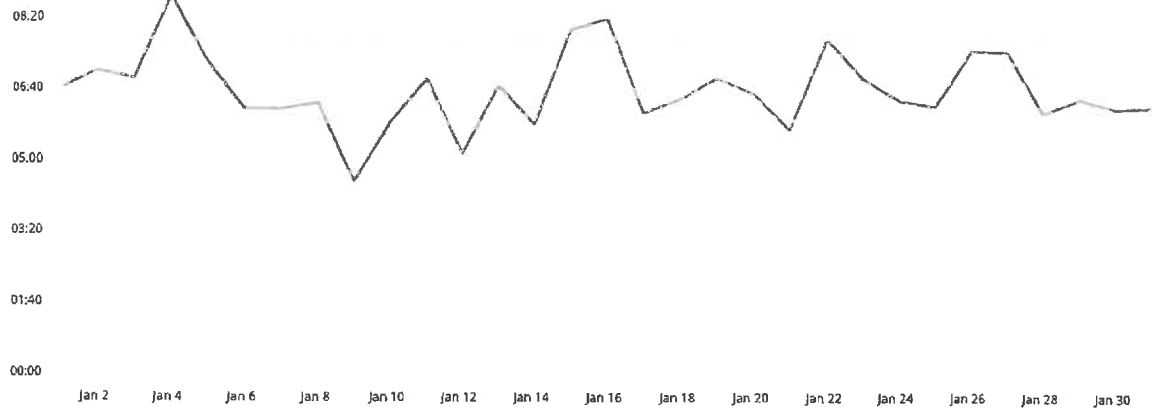
w. All

Week Ending	1/5/25	1/12/25	1/19/25	1/26/25	2/2/25	2/9/25	2/16/25	2/23/25	3/2/25	3/9/25	3/16/25	3/23/25	3/30/25	Total
DHR Health	1.36%	3.17%	0.9%	2.49%	2.26%									10.18%
Driscoll Children's Hospital		0.23%	0.23%	0.23%										0.68%
Mission Regional Medical Center	6.79%	9.95%	10.63%	11.76%	10.18%									49.32%
Rio Grande Regional ER 24/7 McAllen				0.23%										0.23%
Rio Grande Regional ER 24/7 Mission	0.68%	1.13%	0.68%		0.23%									2.71%
Rio Grande Regional Hospital	0.68%	1.58%	2.04%	1.81%	3.17%									9.28%
South Texas Health System Children's	0.45%		0.23%											0.68%
South Texas Health System ER - Mission	0.45%	0.68%	1.13%	1.13%	0.23%									3.62%
South Texas Health System ER - Ware				0.23%										0.23%
South Texas Health System Edinburg					0.23%									0.23%
South Texas Health System Heart	0.45%	0.45%	0.68%	1.36%	0.23%									3.17%
South Texas Health System McAllen Hospital	4.3%	4.52%	3.85%	4.3%	2.71%									19.68%
Total	15.16%	21.72%	20.36%	23.53%	19.23%									100%



Previous Month ▾

Jan 1, 2025 - Jan 31, 2025 ▾

06:48MM:SS
Average Response
Time**66%**OF RESPONSES
Response Time < 06:00**31**DAYS
In Selected Time Slice**439**UNIT RESPONSES
In Selected Time Slice

Counts

% Rows

% Columns

All

Week Ending	1/5/25	1/12/25	1/19/25	1/26/25	2/2/25	2/9/25	2/16/25	2/23/25	3/2/25	3/9/25	3/16/25	3/23/25	3/30/25	Total
00:00 - 04:59	1.59%	5.47%	3.42%	3.64%	3.64%									17.77%
05:00 - 07:59	7.29%	9.57%	9.79%	12.07%	9.57%									48.29%
08:00 - 08:59	1.82%	4.1%	2.28%	2.96%	1.82%									12.98%
09:00 - 09:59	1.14%	0.91%	1.59%	1.59%	1.59%									6.83%
10:00 - 11:59	2.28%	1.14%	2.05%	1.59%	1.37%									8.43%
12:00 - 14:59	0.91%	0.68%	0.91%	1.59%	0.68%									4.78%
15:00 - 16:59			0.23%											0.23%
17:00 - 17:59					0.23%									0.23%
18:00 - 19:59			0.23%											0.23%
20:00 - 29:59				0.23%										0.23%
30:00 - 59:59														
Total	15.03%	21.87%	20.5%	23.69%	18.91%									100%
Exceptions														0%

Undefined	
Charge Adjustments	\$27,912.00
Charges in Period	\$811,016.00
Credits	(\$1,114,114.08)
Total AR Change for Undefined	(\$275,186.08)
Mission	
AR Previous Balance for Mission	\$3,222,592.90
Charge Adjustments	\$27,912.00
Charges in Period	\$811,016.00
Credits	(\$1,114,114.08)
Accounts Receivable Change for Mission 202501	(\$275,186.08)
Total Balance Forward for Mission	\$2,947,405.82

Executive Summary for 216- Mission

EMERGICON
emergency medical billing

	Oct-24	Nov-24	Dec-24	Jan-25	Grand Total
Gross Charges	\$879,013	\$859,064	\$894,700	\$838,928	\$3,471,706
Cash Collections	(\$242,272)	(\$182,251)	(\$315,376)	(\$178,538)	(\$918,437)
Gross Charge per Trip	\$1,894	\$1,909	\$1,884	\$1,894	\$1,895
Cash/Txp (CPT)	\$522	\$405	\$664	\$403	\$501
Payer Mix					
Insurance	18.8%	18.9%	17.7%	10.2%	16.4%
Medicaid	13.8%	12.2%	12.4%	7.2%	11.5%
Medicare	51.3%	47.6%	49.9%	24.8%	43.6%
Private Pay	17.5%	21.1%	16.6%	4.7%	15.1%
Govt Misc	0.0%	1.6%	0.6%	0.0%	0.5%
Payer Research	0.0%	0.2%	3.4%	53.0%	13.4%
Level of Service					
ALS Non-Emergency	0.0%	0.0%	0.0%	0.0%	0.0%
ALS Emergency	77.4%	72.7%	73.9%	76.7%	75.2%
ALS-2	1.1%	1.6%	3.2%	1.6%	1.9%
BLS Non-Emergency	0.0%	0.0%	0.0%	0.0%	0.0%
BLS Emergency	21.6%	25.8%	22.9%	21.7%	23.0%
SCT A0429	0.0%	0.0%	0.0%	0.0%	0.0%
Facility Base	0.0%	0.0%	0.0%	0.0%	0.0%
Level of Service Volume					
Total Service Volume	464	450	475	443	1,832
ALS Non-Emergency TXP	0	0	0	0	0
ALS Emergency TXP	359	327	351	340	1,377
ALS-2 Emergency TXP	5	7	15	7	34
BLS Non-Emergency TXP	0	0	0	0	0
BLS Emergency TXP	100	116	109	96	421
Sct A0429 TXP	0	0	0	0	0
Service Others Cnt	0	0	0	0	0
Facility Base TXP	0	0	0	0	0
Ground Mileage	2,739	2,587	2,776	2,653	10,755

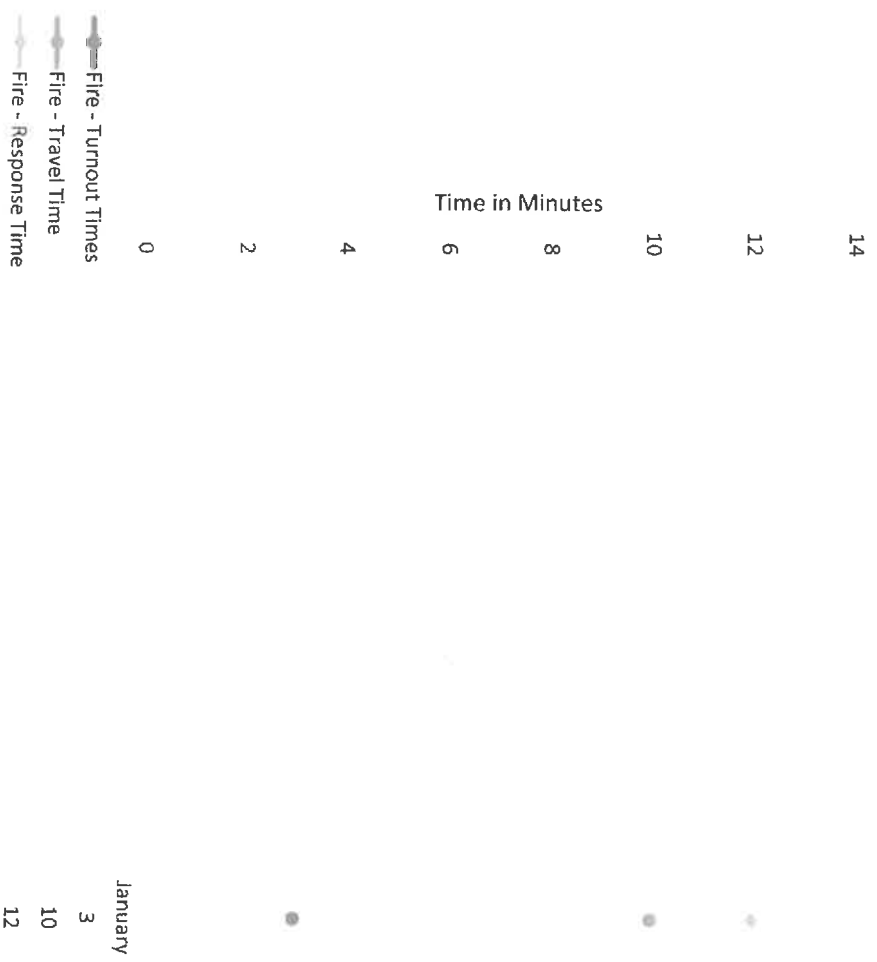
MISSION FIRE DEPARTMENT MONTHLY REPORT

January 2025

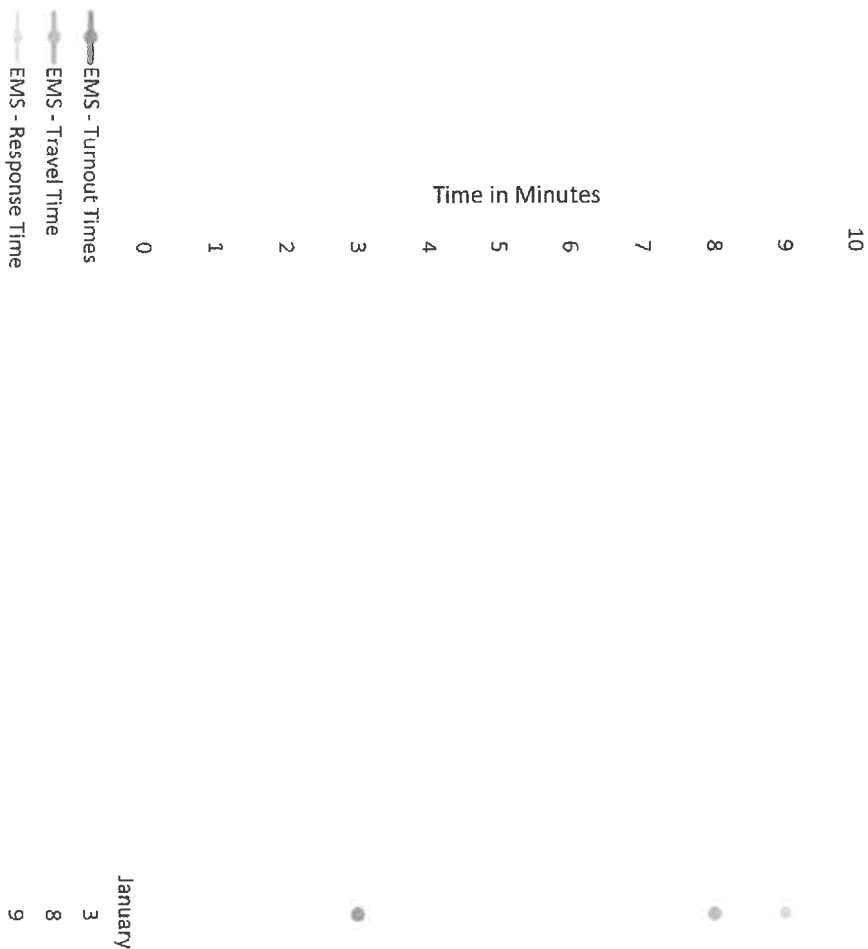


“Dedicated to the Community we Protect... and Serve”

Fire Response Time



EMS Response Time



2024 Fire Index - Incident Types


The Fire Index is a performance measure for fire departments. It is calculated as the ratio of the number of incidents to the number of exposures.

Count of Total Incidents & Exposures

Count of Incident
706

Count of Exposure 706

MS/Fire Incident Breakdown




Aid Given/Received

Aid Given
3

Aid Received 703

Count of Incidents by Incident Type



Filters



Alert Date Range

1/25 to 1/3 /25

Location

Home

IS Active

Home

Incident Count by Station

Report Count by Station




Apply

Cancel





January Training Hours

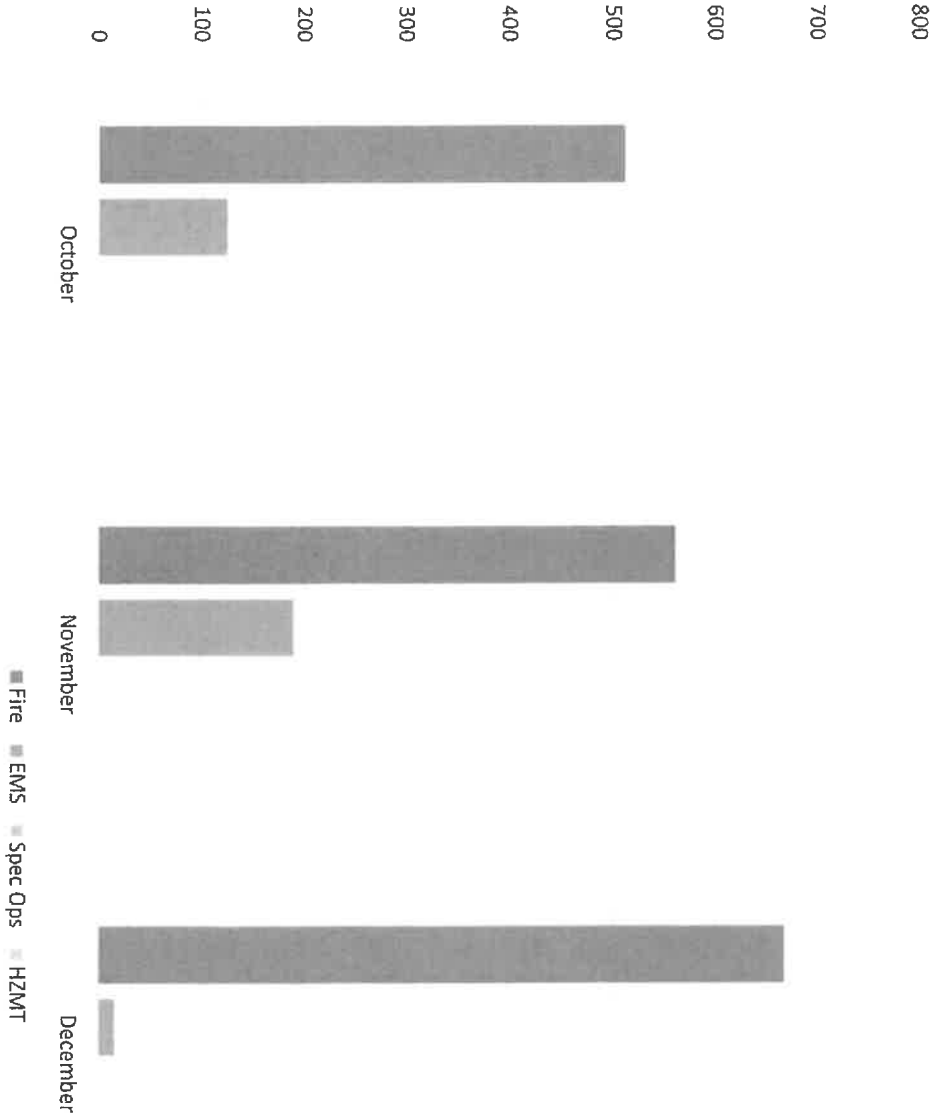


■ Fire
■ EMS
■ Spec Ops
■ H2Mt

	Fire	EMS	Spec Ops	H2Mt
January	469	322	48	0



Training Hours
Total Year-to-Date 2024-2025



	Fire	EMS	Spec Ops	HZMT
October	511	126	0	0
November	560	190	0	0
December	667	16	0	0
January	469	322	48	0

MEMO



Office of the Director of Environmental Health

117 E. Tom Landry Drive Mission, TX 78574 Office (956)580-8692

To: Mayor and City Council
Through: Mike Perez, City Manager
From: Steven M. Kotsatos, Director of Health
Subject: January 2025 - 311 Monthly Report
Date: February 6, 2025

Dear Mayor and Council,

Please find attached the January 2025 - 311 Monthly Report for all Departments in the City of Mission, Texas.

- We have a total of 748 unique 311 cases that have been entered and addressed in the 311 GoGov software for the month of January 2025.
- Since inception of the program, we have a total of 1,884 iOS 311 APP downloads and 935 Android 311 APP downloads.
- We also have 7,227 unique citizen accounts registered for website. This is a combination of users who registered through the app, website, phone call, etc.

Thank you for your time and consideration.

Kindest Regards,

Steven Kotsatos

Topic Counts of Opened Requests

For Date Period From 01/01/2025 Through 01/31/2025

Topic	Count
Code Enforcement	
Accumulation of Items	2
Commercial Parking Lot Maintenance	4
Construction Concerns	4
Demolition For Unsafe Buildings	0
Double Occupancy/Hooked RV	1
Health & Sanitation (Nuisance)	9
Home Occupation (Business in a Residential)	2
Illegal Dumping	3
Illegal Signs (Right of Ways, Bandit, Telephone and Garage)	2
IPMC Violations (Property Maintenance)	2
Junked Vehicle on private property	0
No Business License	1
No Conditional Use Permit	0
No Garage Sales Permit	0
Non Residential Parking/Semi-Truck	0
P&Z Zoning Violations/Subdivision	1
Parking on Lawn - Grass	2
Sight Obstruction/Sidewalks/Right of Way/Driveway	3
Storage of Vehicles/Boats/Trailers	3
Unsafe/Unsecured Building	1
Weedy Lot	9
Total - Code Enforcement	49
Health	
Animal Control	597
Bee Complaint	9
Food Complaint	0
Food Truck Complaint	0
Grease Trap Complaint	0
Mosquitoes	0
Total - Health	606
Obstructions -Tree/Branches	
MOWING	3
Total - Obstructions -Tree/Branches	3
Parks & Rec	
Graffiti	0
Mowing (Drainage & Alleys)	0
Parks	4
Restrooms	0
Right of way (mowing)	1
Trails	1
Total - Parks & Rec	6

MEMORANDUM

TO: MAYOR AND CITY COUNCIL
THROUGH: MIKE PEREZ, CITY MANAGER
FROM: JESSE LERMA, CIVIL SERVICE DIRECTOR
SUBJECT: CIVIL SERVICE REPORT, JANUARY 2025
DATE: FEBRUARY 1, 2025

1. Mission Fire Department have job offered for four (4) positions.
2. Mission Fire Department DC's promotional examination was held on January 23, 2025. Two (2) CPTs participated, both failed, will start process for re test at next CS meeting
3. Mission Police Departments has started filling twenty-four (24) open positions. We should be close to fully staffed by February 2025
4. Pending Hearings
 1. PO Roel Velasquez-Indefinitely Suspended June 7, 2023-Hearing canceled-Mr. Velasquez will return to work once paperwork completed
 2. PO Esteban Jara-Indefinitely Suspended March 28, 2024-Hearing was conducted on January 30, 2025-pending results
 3. PO Sergio Martinez-15 Day Suspension Without Pay-Arbitrator has been selected-hearing set for May 13-14, 2025
 4. PO Ruben Gaytan-Suspended for 15 days without pay-hearing set for August 7-8, 2025

THANKS



CODE ENFORCEMENT
MONTHLY REPORT
JANUARY 2025

COMPLAINTS RECEIVED	81
WEEDY LOT LETTERS	22
PROPERTIES SENT TO MOWER'S LIST	7
PROPERTIES MOWED	5
SIGNS	101
JUNKED VEHICLES/ BOATS	4
CONSTRUCTION W/OUT PERMIT/SETBACKS	3
HEALTH & SANITATION/STAGNANT WATER	15
HOME OCCUPATION	4
SIGHT OBSTRUCTION/SIDEWALKS/RIGHT OF WAY	2
UNSAFE/UNSECURED BUILDING	5
DOUBLE OCCUPANCY/HOOKED RV	0
ILLEGAL DUMPING	3
NON RESIDENTIAL PARKING/SEMI-TRUCKS	2
NO BUSINESS LICENSE/CUP REQ'D/NO GARAGE SALE PERMITS	1
STORAGE OF VEHICLES/BOATS/TRAILERS	1
DEMOLITION FOR UNSAFE BUILDINGS	0
PARKING LOT MAINTENANCE/POTHOLES/LIGHTING/LANDSCAPING	14
IPMC VIOLATIONS	5
P&Z ZONING VIOLATIONS/SUBDIVISION	0
PARKING ON LAWN	11
DEAD TREE	1
CASES FILED IN COURT/PENDING APPROVAL WITH ATTORNEY	24
CASES SEEN IN COURT	53
CASES CLOSED	32
CALL-IN'S	29
WALK-IN'S	6
311-COMPLAINTS	7
INTERNAL COMPLAINTS/E-MAILS	9
GO GOV COMPLAINTS	30