

# **Risk Management Departmental Monthly Report – November 2023**

## **General Liability Claims**

There were 0 liability claims filed against the City during the month of November.

## **Law Enforcement Liability Claims**

There were 0 law enforcement liability claims filed against the City during the month of November.

## **Auto Liability Claims**

There were 0 auto liability claims filed against the City during the month of November.

## **City Property Claims**

There was 0 property claims for the city during the month of November.

## **Worker's Comp**

There have been 9 Workers' Compensation claims filed during the month of November.

- 5 were a Civil Service Employee.
- 4 were Non-Civil Service Employees.

As of November 30<sup>th</sup>, we have 4 employees out on injury leave and 4 employees on Light/Modified Duty. A total of 3 employees returned to full duty in November.



Mission Fire Prevention Bureau  
415 W. Tom Landry Ave.  
Mission, TX 78572  
Phone 956-580-8711  
Fax 956-580-8712

# Mission Fire Prevention

## Monthly Activity Report: November 2023

### FIRE INVESTIGATIONS

There were zero (0) fire investigations for the month of November.

Full Investigation: 0 Total

Call out to document of Incident: 1 Total

Year to Date: 1 Total

### SOUTH TEXAS ARSON RESPONSE TEAM FIRE INVESTIGATIONS

The Hidalgo County Fire Marshal's Office asked for our assistance in zero (0) fire investigations for the month of November.

Our assistance was requested: 0 Total

Assistance Requested by us: 0 Total

Year to Date: 0 Total

### **INSPECTIONS**

There were seventy-four (74) inspections conducted for the month of November: twenty-three (23) occupancy, Thirty-two (32) annual and nineteen (19) other forms of inspections.

Year to Date: 152 Total 59 Occupancy 52 Annual 41 Other

Inspection rate to date: 3%

### **COMPLAINTS**

There were zero (0) complaints for the month of November

There were zero (0) complaints resolved within this month.

Year to Date: 0 Total

### **SUBDIVISION REVIEWS**

For the month of November there were twenty-five (25) subdivision plan reviews.

Year to Date: 45 Total

### **SPRINKLER SYSTEM REVIEWS**

For the month of November there were three (3) sprinkler system plan reviews.

Year to Date: 9 Total

### **FIRE ALARM SYSTEM REVIEWS**

For the month of November there were two (2) fire alarm system plan review.

Year to Date: 8 Total

### **EXHAUST HOOD CANOPY PLAN REVIEWS**

For the month of November there was two (2) exhaust hood canopy plan reviews.

Year to Date: 3 Total

### **HOOD SUPPRESSION PLAN REVIEWS**

For the month of November there were three (3) hood suppression plan reviews.

Year to Date: 4 Total

### **LP TANK PERMITS**

For the month of November there were two POSSIBLY (2) LP tank permits issued.

Year to Date: 2 Total

### **UNDERGROUND STORAGE TANK REMOVAL PERMITS**

There was zero (0) underground storage tank removal permits issued for the month of November.

Year to Date: 0 Total

### **ABOVEGROUND STORAGE TANK REMOVAL PERMITS**

There was zero (0) aboveground storage tank removal permits issued for the month of November.

Year to Date: 4 Total

### **BURNING PERMITS**

There were three (3) city burning permits issued for the month of November.

Year to Date: 9 Total

### **PLAN REVIEWS**

We had fourteen (14) plan reviews for the month of November.

- Taqueria Los Cuates – 2515 Colorado Suite 11
- B-4 Mission – 301 E Expwy 83 Lot #4
- Entrusted Care – 1512 E Griffin Parkway Ste 5
- 4 Plex – 1812 Ramirez
- Drive Thru – 722 E 8<sup>th</sup> St
- 4 Plex Lot #5 Construction – 100 San Jose
- Mission Nursing & Rehabilitation Center – 1013 S. Bryan
- Drive way addition – 901 Travis suite 1
- 4 Plex – 101 Yosemite

- 4 Plex - 102 San Jose
- Magnolia Village Lot #1 – 716 Ragland
- Magnolia Village Lot #3 – 800 Ragland
- Magnolia Village Lot #2 – 720 Ragland
- Magnolia Village Lot#4 – 806 Ragland

Year to Date: 26 Total

### **FIRE DRILLS**

There were zero (0) fire drills conducted for the month of November.

Year to Date: 0 Total

### **TRAINING**

There were two (2) trainings in the month of November.

- Fire Marshal Frank Cavazos, Asst. Fire Marshal Frank Chaires, attended “FTO Training” at County District on November 7-9, 2023
- Fire Marshal Frank Cavazos, Asst. Fire Marshal Frank Chaires, Asst Fire Marshal Joel Saenz attended the CPR Training at Mission Fire Department Training Room

Year to Date: 6 Total

### **MEETINGS ATTENDED**

For the month of November there were twenty-two (22) meetings attended by the Fire Prevention Office.

- November 1, 2023 – Fire Marshal Frank Cavazos attended the Fire Prevention supplies meeting hosted by Joel Saenz at the Mission Fire Department Media Room
- November 1, 2023 - Fire Marshal Frank Cavazos attended the 2023 Fields of Faith Event at the Richard Thompson Stadium
- November 3, 2023 – Fire Marshal Frank Cavazos attended the Neighborhood Wal-Mart Re Grand Opening on Bryan Rd.
- November 6, 2023 - Fire Marshal Frank Cavazos City ID’s
- November 6, 2023 – Fire Marshal Frank Cavazos attended meeting with Jackie Charles and Mellssa Alvarez regarding “Cecelia’s Retirement” held in Fire Marshal’s office
- November 7 2023- Fire Marshal Frank Cavazos & Assistant Fire Marshal Frank Chaires attended the FTO Training at the County District
- November 8, 2023- Fire Marshal Frank Cavazos & Assistant Fire Marshal Frank Chaires attended the FTO Training at the County District
- November 9, 2023 - Fire Marshal Frank Cavazos & Assistant Fire Marshal Frank Chaires attended the FTO Training at the County District ( ½ day)
- November 9, 2023 – Fire Marshal Joel Saenz for Frank Cavazos attended SRC Meeting at City Hall



Year to Date:	39	Presentations	12,089	Audience
Year to Date w/The Tutor	0	Presentations	0	Audience
Year to Date w/F.S.T.	1	Presentations	1000	Audience
Year to Date w/ City Events	2	Presentations	1830	Audience
Year to Date – Other	7	Presentations	1460	Audience
Year to Date Grand Total	49	Presentations	16,379	Audience

**Frank Cavazos, Deputy Chief/Fire Marshal**




***"Dedicated to the Community We Protect... and Serve"***



# CITY SECRETARY MONTHLY REPORT NOVEMBER 2023

**Reception:**

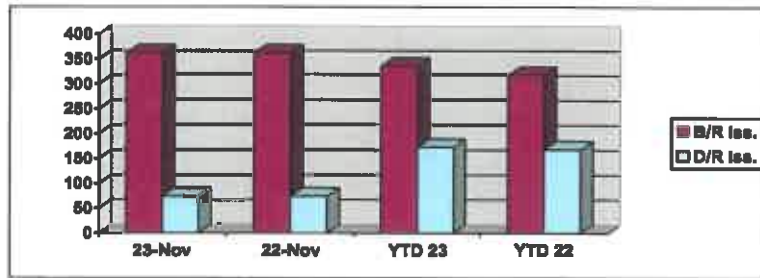
Calls received: 6,250  
Walk-ins: 105



**Vital Statistics:**

Birth Records Registered  
Birth Records Issued  
Death Records Registered  
Death Records Issued  
Funds Received

Nov-23	Nov-22		YTD 23	YTD 22
152	148		340	318
391	362		801	782
31	54		65	97
50	74		149	168
\$9,509.00	\$9,078.00		\$ 19,652.00	\$ 20,200.00



**Cemetery:**

	Laurel Hill	San Jose	Catholic	Baby Sp.	YTD 23/24
Burials:	1	0	2	0	9
Sold Spaces:	0	0	0	0	0

	Laurel Hill	San Jose	Catholic	Baby Sp.	YTD 22/23
Burials:	0	1	0	0	8
Sold Spaces:	0	0	0	0	0



Grants Activity Report- November 2023

Grant Name	Funding Agency	Department	Application Amount	Matching Amount	Due Date	Status
FY22 FEMA Flood Mitigation Assistance (FMA)	TWDB	Executive	\$ 320,000	25%		Submitted-Tracking
FY22 Building Resilient Infrastructure and Communities (BRIC)	TDEM	Executive	\$ 415,000	25%		Submitted-Tracking
FY22 AFG	DHS	Fire	\$ 172,873.50	10%		Submitted-Tracking
Staffing for Adequate Fire and Emergency Response Grants (SAFER)	DHS	Fire	\$ 2,322,424	None		Submitted-Tracking
FY22 Fire Prevention and Safety	DHS	Fire	\$ 22,440.49	5%		Submitted-Tracking
Underrepresented Communities Grant Program	NPS	Museum	\$ 75,000	None		Submitted-Tracking
Trail Accelerator Grant	IMBA	Park	\$ 10,000	1-1		Submitted-Tracking
FY23 Community Wildfire Defense Grant	USDA	Fire	\$ 250,000	None		Submitted-Tracking



**Grants Activity Report- November 2023**

Grant Name	Funding Agency	Department	Application Amount	Award Amount	Matching Amount	Status
FY23 COPS Hiring Program	DOJ COPS	Police	\$ 1,771,398.16	\$ 1,000,000	25%	Awarded
FY24 General Victim Assistance Grant Program	OOG	Police	\$ 50,000	\$ 50,000	None	Awarded/Active
FY24 Local Border Security Program	OOG	Police	\$ 190,000	\$ 190,000	None	Awarded/Active
FY23 SHSP Regular	OOG	Fire	\$ 123,927.18	\$ 61,963.58	None	Awarded/Active
FY23 SHSP LETPA	OOG	Police	\$ 56,142.35	\$ 58,544.24	None	Awarded/Active
FY23 Transportation Alternatives	RGVMPO	Executive	\$ 250,000	\$ 250,000	25%	Awarded/Active
OVAG-Victim Services	OAG	Police	\$ 84,000	\$ 49,500	None	Awarded/Active
FY22 Operation Stonegarden Program	OOG	Police	\$ 350,000	\$ 350,000	None	Awarded/Active
Animal Welfare Organization	Petco Love	Health	\$ 35,000	\$ 30,000	None	Awarded/Active
La Cuchilla Drainage Improvement Project	TXGLO	Executive	\$ 1,000,000	\$ 997,236.75	1%	Awarded/Active
Astroland Drainage Improvement Project	TXGLO	Executive	\$ 1,000,000	\$ 999,162	1%	Awarded/Active
Trail Connectivity Project	VBLF	Park	\$ 500,000	\$ 500,000	None	Awarded/Active
FY22 Justice and Mental Health Program	BIA	Police	\$ 388,001.38	\$ 229,962.91	(Year 1) 20%	Awarded/Active
Better Cities for Pets	Mars Petcare Program	Health	\$ 20,000	\$ 20,000	None	Awarded/Active
Lions Park Development	AEP	Parks	\$ 30,000	\$ 30,000	None	Awarded/Active
All-Inclusive Lions Park	TPWD	Parks	\$ 1,500,000	\$ 750,000	\$750,000	Awarded/Active
Border Zone Fire Dept.	OOG	Fire	\$ 250,000	\$ 78,735.25	None	Awarded/Active
				<b>Grand Total: \$ 5,645,104.73</b>		

---

## MEMORANDUM

---

**TO:** MAYOR AND CITY COUNCIL  
**THROUGH:** RANDY PEREZ, CITY MANAGER  
**FROM:** JESSE LERMA, CIVIL SERVICE DIRECTOR  
**SUBJECT:** CIVIL SERVICE REPORT, NOVEMBER 2023  
**DATE:** DECEMBER 4, 2023

1. Mission Police Department-we conducted an entry level examination where 21 individuals participated. They will continue with the hiring process.
2. Mission Police Department-we had a CPL's promotional examination on November 30, 2023. We had 25 participants-scores will be certified after appeal process completed and the CS Commission approves the scores. We have three (3) openings and one pending. Three individuals will be promoted immediately.
3. Mission Police Department received the COPS grant that will allow for us to hire an additional eight (8) officers.
4. Mission Fire Department- we conducted a CPT's promotional examination on November 16, 2023. We had five (5) participants. Once scores get approved by the CS Commission, Mike Reyes will get promoted immediately.
5. Mission Fire Department will have an entry level examination on January 18, 2024


Thank you!

---

## MEMORANDUM

---

**TO:** MAYOR AND CITY COUNCIL  
**THROUGH:** RANDY PEREZ, CITY MANAGER  
**FROM:** JESSE LERMA, 311 COORDINATOR/CIVIL SERVICE DIRECTOR  
**SUBJECT:** 311 REPORT, NOVEMBER, 2023  
**DATE:** DECEMBER 4, 2023



---

We have a total of 84 submission for November of 2023 with a total of 3674 since we began. The system is fully functional and very user friendly. We are able to customize the system to meet the needs of our daily operations. Our staff has bought into the system and working on improvements every day. We are able to find problematic areas using the system and it allows for us to attend to the needs of those areas in a timely manner. We try to contact as many residents as possible and are getting feedback from them to improve the system.

Our media department has been pushing the 311 program with an interview with City Manager Randy Perez encouraging our citizens to utilize the program.

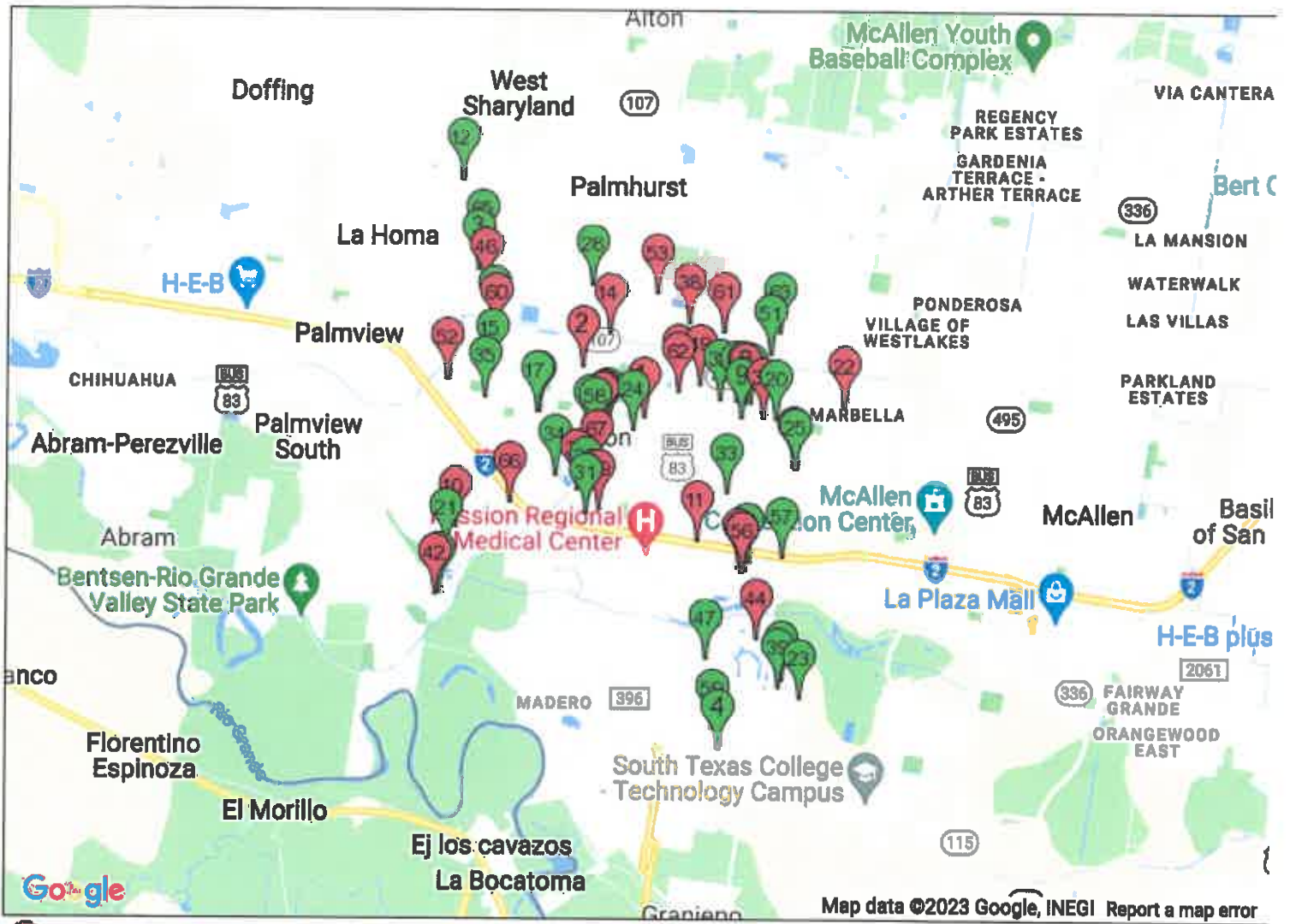
Thank you!

Topic Counts of Opened Requests  
For Date Period From 11/01/2023 Through 11/30/2023

Topic	Count
Health	
Animal Control	14
Mosquitoes	0
<b>Total - Health</b>	<b>14</b>
Obstructions -Tree/Branches	
MOWING	1
<b>Total - Obstructions -Tree/Branches</b>	<b>1</b>
Parks & Rec	
Graffiti	4
Mowing	0
Parks	1
Restrooms	0
Right of way ( mowing )	0
Trails	1
<b>Total - Parks &amp; Rec</b>	<b>6</b>
Planning	
Construction Concerns	1
Dilapidated Home/Structure	0
Garage Sales	1
Health & Sanitation	1
Illegal Dumping	3
Junked Vehicle on private property	0
Sewer Concerns	0
Unsafe Building	1
Weedy Lot	2
<b>Total - Planning</b>	<b>9</b>
Police Department	
Illegal Parking	5
<b>Total - Police Department</b>	<b>5</b>
Public Works	
Flooded area/Roadway and streets	2
Foul smell	0
Junk Vehicle	0
Lift Station	0
Low Water Pressure	2
Obstruction-Trees/Branches	0
Pot Holes	9
Sandbag ( Elderly And Disabled )	0
Side Walk	2
Street Light	11
Streets/Signs	4
Tires	1
Traffic Signals	2
Water Leaks	6
<b>Total - Public Works</b>	<b>39</b>
Sanitation	
Brush	7
Bulky Items	0
Garbage	1
Trash	2
<b>Total - Sanitation</b>	<b>10</b>
All Topics	
<b>Total All Topics</b>	<b>84</b>

Request #	Topic	Status	Date Entered	Expected Close	Assigned To	Description
<a href="#">3664</a>	Animal Control	Closed	11/01/2023		Lugo ,Yesenia	Dead white kitten on street. please pick up....
<a href="#">3665</a>	Animal Control	Closed	11/01/2023		Lugo ,Yesenia	Loose Dogs! Animal control never picked them...
<a href="#">3666</a>	Animal Control	Closed	11/01/2023		test User	Wild Dog running around
<a href="#">3667</a>	Street Light	Closed	11/01/2023		acevedo,Yahaira	street light not working.
<a href="#">3668</a>	Traffic Signals	Closed	11/02/2023		Diaz,Gabriel	green left turn arrow doesn't turn green...
<a href="#">3670</a>	Unsafe Building	Closed	11/02/2023		Villarreal,Yvette	The front door glass has been broken out as...
<a href="#">3671</a>	Animal Control	Closed	11/03/2023		Garza,Griselda Cantu	Testing Again.
<a href="#">3672</a>	Street Light	Closed	11/03/2023		acevedo,Yahaira	the light on Shary and old 83 isn't working...
<a href="#">3673</a>	Water Leaks	Closed	11/04/2023		cantu,omar	water leak in middle of road. was just fixed...
<a href="#">3674</a>	Brush	Closed	11/04/2023		Pena,Yaritza	from 1920. 21 first street
<a href="#">3675</a>	Brush	Closed	11/05/2023		Pena,Yaritza	Brush pick up please
<a href="#">3677</a>	Weedy Lot	Closed	11/06/2023		Villarreal,Yvette	Empty house overgrown weeds. cannot even walk...
<a href="#">3678</a>	Street Light	Closed	11/06/2023		acevedo,Yahaira	W109 Street light is out
<a href="#">3679</a>	Animal Control	Closed	11/08/2023		Lugo ,Yesenia	dogs from 1709 Merlin
<a href="#">3681</a>	Slide Walk	Open	11/08/2023	11/11/2023	Diaz,Gabriel	Broken curb in two places at 2001 Brazos Ct
<a href="#">3682</a>	Pot Holes	Open	11/07/2023	11/12/2023	Hernandez,Baldo	Photo attached
<a href="#">3683</a>	Pot Holes	Open	11/07/2023	11/12/2023	Hernandez,Baldo	Photo attached
<a href="#">3684</a>	Illegal Dumping	Closed	11/07/2023		Villarreal,Yvette	can something be done with 306 north...
<a href="#">3685</a>	Water Leaks	Closed	11/08/2023		cantu,omar	possible water leak
<a href="#">3686</a>	Brush	Closed	11/08/2023		Pena,Yaritza	i just wanted to thank your department and...
<a href="#">3687</a>	Animal Control	Closed	11/08/2023		Lugo ,Yesenia	test test
<a href="#">3688</a>	Animal Control	Closed	11/08/2023		Kotsatos,Steven	TEST
<a href="#">3689</a>	Brush	Closed	11/09/2023		Pena,Yaritza	debris needs to be picked up city has picked...
<a href="#">3690</a>	Animal Control	Closed	11/09/2023		Garza,Griselda Cantu	animal control officers are awesome !!
<a href="#">3691</a>	Illegal Dumping	Closed	11/09/2023		Villarreal,Yvette	Illegal banner in row
<a href="#">3692</a>	Low Water Pressure	Open	11/09/2023	11/24/2023	cantu,omar	we have low water pressure and then stops.
<a href="#">3693</a>	Street Light	Closed	11/09/2023		acevedo,Yahaira	street light is out ( not working)
<a href="#">3694</a>	Low Water Pressure	Open	11/09/2023	11/24/2023	cantu,omar	Hello the water from all my faucets smells...
<a href="#">3695</a>	Streets/Signs	Closed	11/09/2023		Diaz,Gabriel	Broken glass at intersection of Santa Erika...
<a href="#">3696</a>	Traffic Signals	Closed	11/10/2023		Diaz,Gabriel	timing of lights is off please check
<a href="#">3697</a>	Water Leaks	Closed	11/10/2023		cantu,omar	water not working
<a href="#">3698</a>	Illegal Dumping	Closed	11/10/2023		Villarreal,Yvette	signs have been their nearly 2 weeks and...
<a href="#">3699</a>	Water Leaks	Closed	11/10/2023		cantu,omar	Photo attached
<a href="#">3700</a>	Pot Holes	Open	11/11/2023	11/16/2023	Hernandez,Baldo	Please fix all of the bumps and potholes on...
<a href="#">3701</a>	Flooded area/Roadway and streets	Open	11/12/2023	11/27/2023	Diaz,Gabriel	the street is flooded and the storm drain is...
<a href="#">3702</a>	Animal Control	Closed	11/12/2023		Kotsatos,Steven	The Person living at these apartments got 2...
<a href="#">3703</a>	Brush	Open	11/13/2023	11/23/2023	Pena,Yaritza	Brush on curb & sidewalk
<a href="#">3705</a>	Garbage	Closed	11/13/2023		Martinez,Roman	sanitation truck just now emptied dumpster at...
<a href="#">3706</a>	Street Light	Closed	11/14/2023		acevedo,Yahaira	light not working
<a href="#">3707</a>	Water Leaks	Closed	11/14/2023		cantu,omar	My concern is possible water leak due to my...
<a href="#">3708</a>	Garage Sales	Closed	11/15/2023		Villarreal,Yvette	Can a garage sale permit be done online or...
<a href="#">3710</a>	Animal Control	Closed	11/16/2023		Kotsatos,Steven	Dead Cat
<a href="#">3711</a>	Brush	Open	11/16/2023	11/26/2023	Pena,Yaritza	Brush illegally dump on the slide walk on Dove...
<a href="#">3712</a>	Animal Control	Closed	11/16/2023		Kotsatos,Steven	same house 1709 Merlin they don't care
<a href="#">3713</a>	Brush	Open	11/17/2023	11/27/2023	Pena,Yaritza	908 pameala dr. In the alley
<a href="#">3714</a>	Streets/Signs	Open	11/17/2023	11/27/2023	Diaz,Gabriel	street has lots of acorns, leaves and debris...
<a href="#">3715</a>	Streets/Signs	Closed	11/19/2023		Diaz,Gabriel	The entrance to the neighborhood street...
<a href="#">3716</a>	Pot Holes	Open	11/19/2023	11/24/2023	Hernandez,Baldo	por hole on the middle of western st. when...
<a href="#">3717</a>	Slide Walk	Open	11/19/2023	11/24/2023	Diaz,Gabriel	read information on pictures please . . .
<a href="#">3718</a>	Street Light	Closed	11/19/2023		acevedo,Yahaira	Street Light not working - located between...
<a href="#">3719</a>	Street Light	Open	11/19/2023	11/24/2023	acevedo,Yahaira	there are several street lights polls out...
<a href="#">3720</a>	Construction Concerns	Closed	11/19/2023		Villarreal,Yvette	I don't know where to voice this concern, on...
<a href="#">3721</a>	Street Light	Closed	11/19/2023		acevedo,Yahaira	street light is out
<a href="#">3722</a>	Street Light	Closed	11/20/2023		acevedo,Yahaira	Photo attached
<a href="#">3723</a>	Health & Sanitation	Closed	11/20/2023		Villarreal,Yvette	I understand that it is not time for brush...
<a href="#">3725</a>	Streets/Signs	Open	11/22/2023	12/02/2023	Diaz,Gabriel	There is a stop coming off of Glasscock onto...
<a href="#">3726</a>	Tires	Open	11/22/2023	12/02/2023	Hernandez,Baldo	Photo attached
<a href="#">3727</a>	Water Leaks	Open	11/22/2023	12/02/2023	cantu,omar	Some workers or the trash truck stepped on...
<a href="#">3729</a>	Weedy Lot	Closed	11/24/2023		Villarreal,Yvette	Photo attached
<a href="#">3731</a>	Animal Control	Work Done	11/24/2023	12/09/2023	Kotsatos,Steven	new dogs don't know from where
<a href="#">3734</a>	Pot Holes	Open	11/25/2023	11/30/2023	Hernandez,Baldo	This dip, with water in it after the rain,...
<a href="#">3735</a>	Trash	Open	11/25/2023	12/05/2023	Pena,Yaritza	someone moved my trash can I had placed it...
<a href="#">3736</a>	Trash	Open	11/25/2023	12/05/2023	Pena,Yaritza	I have two properties 1109 Oblate and 1111...
<a href="#">3737</a>	Street Light	Closed	11/25/2023		acevedo,Yahaira	one street light very dim and other...
<a href="#">3738</a>	Pot Holes	Open	11/26/2023	12/01/2023	Hernandez,Baldo	frontage and Stewart rd, huge pot hole
<a href="#">3739</a>	Pot Holes	Open	11/27/2023	12/02/2023	Hernandez,Baldo	There appears that work has been done in this...
<a href="#">3740</a>	Pot Holes	Open	11/27/2023	12/02/2023	Hernandez,Baldo	pot holes along Bryan Rd in between 28th and...
<a href="#">3741</a>	Pot Holes	Open	11/28/2023	12/03/2023	Hernandez,Baldo	Pothole is the alleyway that comes out of San...
<a href="#">3742</a>	MOWING	Open	11/28/2023	12/03/2023	Diaz,Gabriel	Photo attached
<a href="#">3743</a>	Animal Control	Work Done	11/28/2023	12/13/2023	Kotsatos,Steven	there are dogs always coming out of a house...
<a href="#">3744</a>	Street Light	Closed	11/29/2023		acevedo,Yahaira	Street Light by this residence is not...
<a href="#">3745</a>	Flooded area/Roadway and streets	Open	11/30/2023	12/15/2023	Diaz,Gabriel	Photo attached
<a href="#">3746</a>	Animal Control	Work Done	11/30/2023	12/15/2023	Kotsatos,Steven	Dead cat in street.





- 1 904 Pamela Drive, Mission
- 2 2017 Perkins Avenue, Mission
- 3 2921 Crisantema St, Mission
- 4 4006 Santa Susana St, Mission
- 5 1917 E 21st St, Mission
- 6 1708 Merlin Dr, Mission
- 7 1903 E 21st St, Mission
- 8 1907 E 21st St, Mission
- 9 1601-1701 Jonquil Ave, Mission
- 10 1007 Lake View Dr, Mission



-  **S Stewart Rd, Mission**
-  **4023 Anita St, Mission**
-  **866–898 N Shary Rd, Mission**
-  **202 Thornwood St, Mission**
-  **1610 Rankin St, Mission**
-  **905 Barnes St, Mission**
-  **907 Barnes St, Mission**
-  **319 East 11th Street, Mission**
-  **1109 Oblate Avenue, Mission**
-  **2110 E 19th St, Mission**
-  **1300 Circle Dr, Mission**
-  **2806 Summer Breeze Ave**
-  **4302 San Efrain Street, Mission**
-  **801 E 12th St**
-  **2400 E Highway 83 Business, Mission**
-  **N Shary Rd, Mission**
-  **103 Ebano Avenue, Mission**
-  **3010 N Cummings Ave, Mission**
-  **335 Citriana Drive, Mission**
-  **105 Texas 107, Mission**
-  **207 Del Mar Street, Mission**
-  **1601 Merlin Drive, Mission**

-  401 San Antonio Avenue, Mission
-  301 North Slabaugh Avenue, Mission
-  1011 Adams Street, Mission
-  Lauren Ln, Mission
-  2008 N Bryan Rd, Mission
-  2762–2794 N Bryan Rd, Mission
-  2810 Santa Ana Street, Mission
-  2703 Santa Ana Street, Mission
-  1904–2098 Crystal Dr, Mission
-  2109 Mauve Ln, Mission
-  2404 Kirk Ave, Mission
-  125 San Jacinto St, Mission
-  117 E Tom Landry St, Mission
-  2808 Estevan Street, Mission
-  2500 Santa Erica, Mission
-  812 Brazos St, Mission
-  1315 E 22nd St, Mission
-  400–448 E 12th St, Mission
-  2501–2579 N Glasscock Rd, Mission
-  1602 Magdalena Ave, Mission
-  813 E Stonegate Dr, Mission
-  2002 Brazos Court, Mission

 812 Brazos Street, Mission

 811 Brazos Street, Mission

 2406 East Expressway 83, Mission

 209 E Tom Landry St

 2805 San Eduardo St, Mission

 2413 Silver Oak Ave, Mission

 1506 E 28th St, Mission

 1734 N Bryan Rd, Mission

 2009 E 29th St, Mission

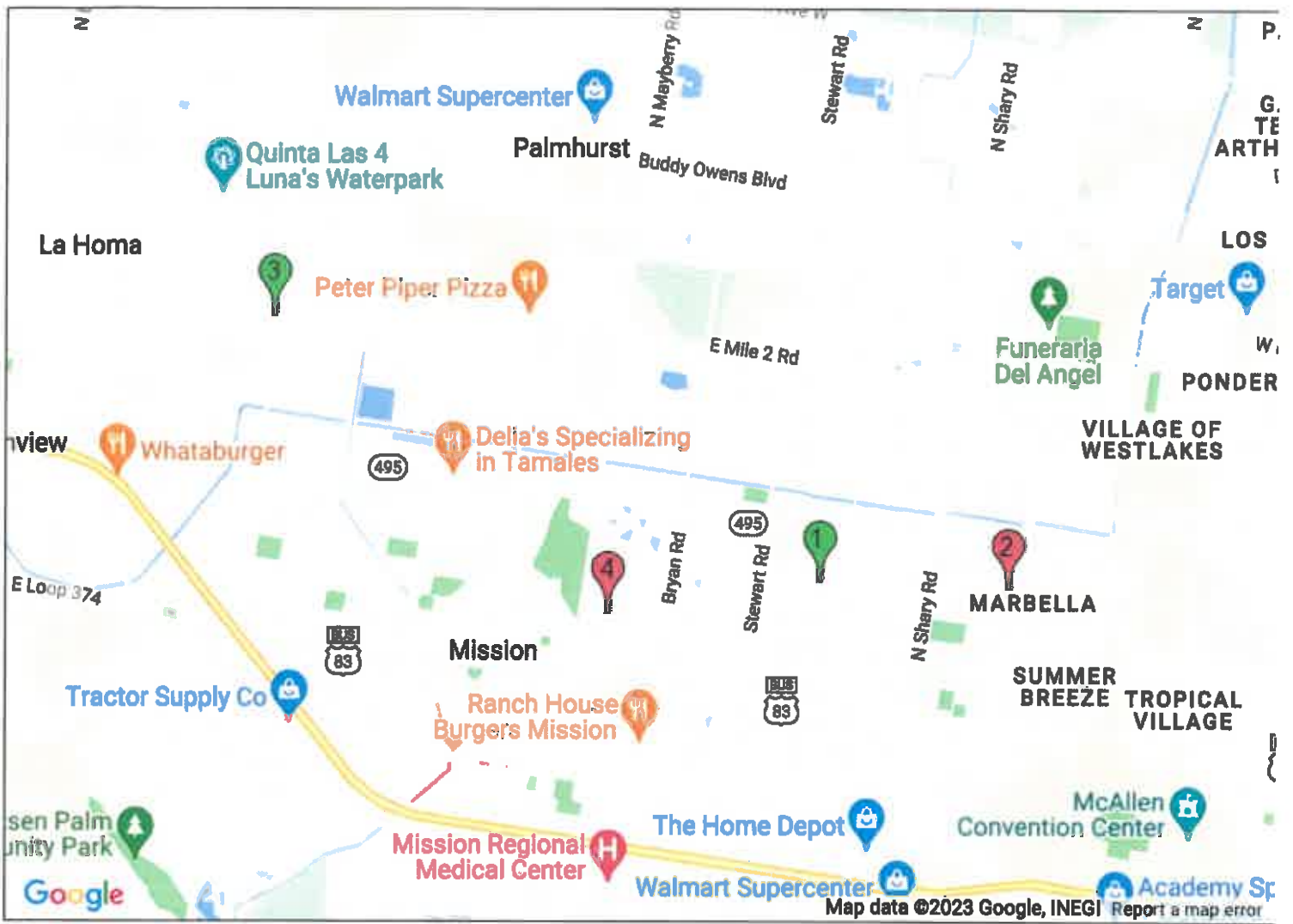
 715 Brazos St, Mission

 3200 Crisantema Street, Mission

 211 Alma Ave, Mission

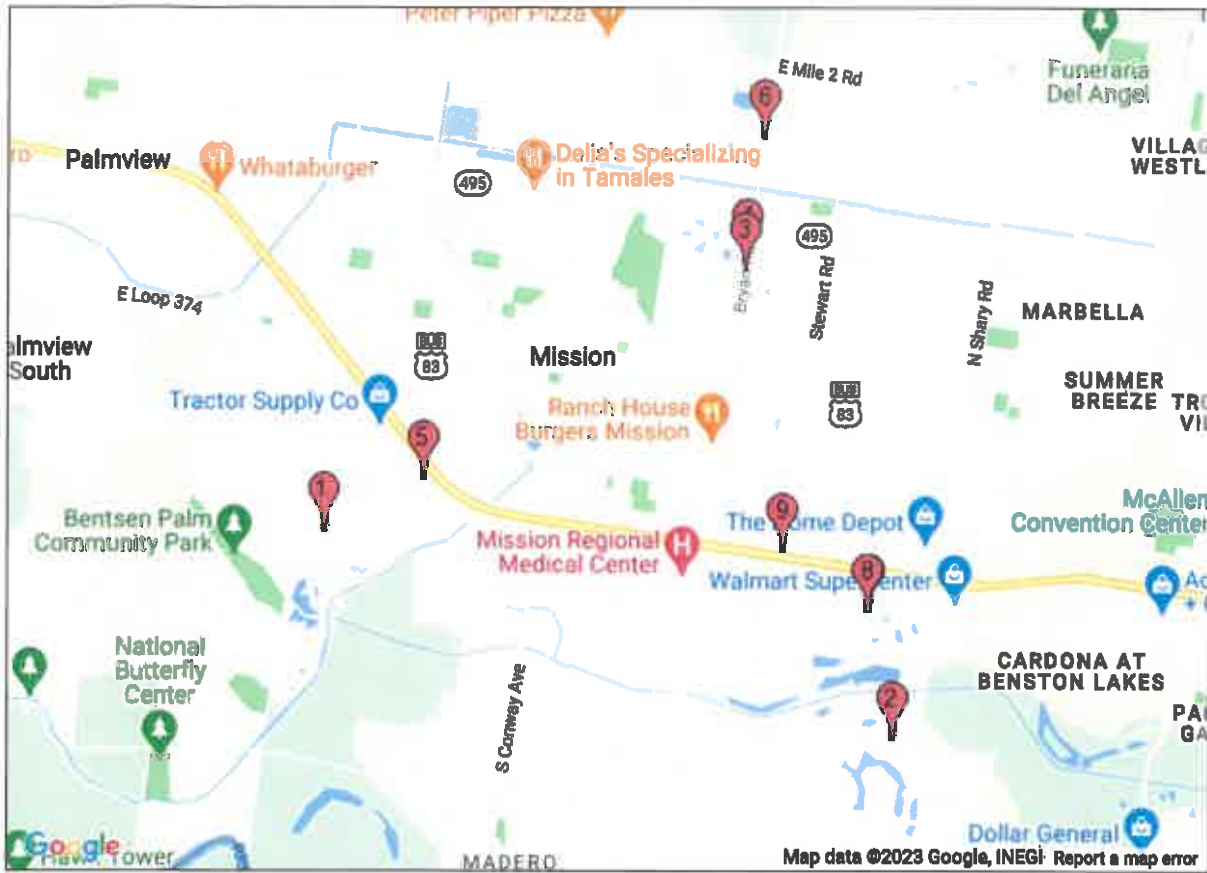
 505 Oblate Avenue, Mission

Request #	Topic	Status	Date Entered	Expected Close	Assigned To	Description
<a href="#">3674</a>	Brush	Closed	11/04/2023		Pena,Yaritza	from 1920. 21 first street
<a href="#">3675</a>	Brush	Closed	11/05/2023		Pena,Yaritza	Brush pick up please
<a href="#">3686</a>	Brush	Closed	11/08/2023		Pena,Yaritza	I just wanted to thank your department and...
<a href="#">3689</a>	Brush	Closed	11/09/2023		Pena,Yaritza	debris needs to be picked up city has picked...
<a href="#">3703</a>	Brush	Open	11/13/2023	11/23/2023	Pena,Yaritza	Brush on curb & sidewalk
<a href="#">3711</a>	Brush	Open	11/16/2023	11/26/2023	Pena,Yaritza	Brush illegally dump on the side walk on Dove...
<a href="#">3713</a>	Brush	Open	11/17/2023	11/27/2023	Pena,Yaritza	908 pamela dr. in the alley



-  1917 E 21st St, Mission
-  2806 Summer Breeze Ave
-  2921 Crisantema St, Mission
-  904 Pamela Drive, Mission

Request #	Topic	Status	Date Entered	Expected Close	Assigned To	Description
<a href="#">3682</a>	Pot Holes	Open	11/07/2023	11/12/2023	Hernandez,Baldo	Photo attached
<a href="#">3683</a>	Pot Holes	Open	11/07/2023	11/12/2023	Hernandez,Baldo	Photo attached
<a href="#">3700</a>	Pot Holes	Open	11/11/2023	11/16/2023	Hernandez,Baldo	Please fix all of the bumps and potholes on...
<a href="#">3716</a>	Pot Holes	Open	11/19/2023	11/24/2023	Hernandez,Baldo	por hole on the middle of western st. when...
<a href="#">3734</a>	Pot Holes	Open	11/25/2023	11/30/2023	Hernandez,Baldo	This dip, with water in it after the rain,...
<a href="#">3738</a>	Pot Holes	Open	11/26/2023	12/01/2023	Hernandez,Baldo	frontage and Stewart rd, huge pot hole
<a href="#">3739</a>	Pot Holes	Open	11/27/2023	12/02/2023	Hernandez,Baldo	There appears that work has been done in this...
<a href="#">3740</a>	Pot Holes	Open	11/27/2023	12/02/2023	Hernandez,Baldo	pot holes along Bryan Rd in between 28th and...
<a href="#">3741</a>	Pot Holes	Open	11/28/2023	12/03/2023	Hernandez,Baldo	Pothole is the alleyway that comes out of San...



1 1007 Lake View Dr, Mission

2 125 San Jacinto St, Mission

3 1734 N Bryan Rd, Mission

4 2008 N Bryan Rd, Mission

5 211 Alma Ave, Mission

6 2762-2794 N Bryan Rd, Mission

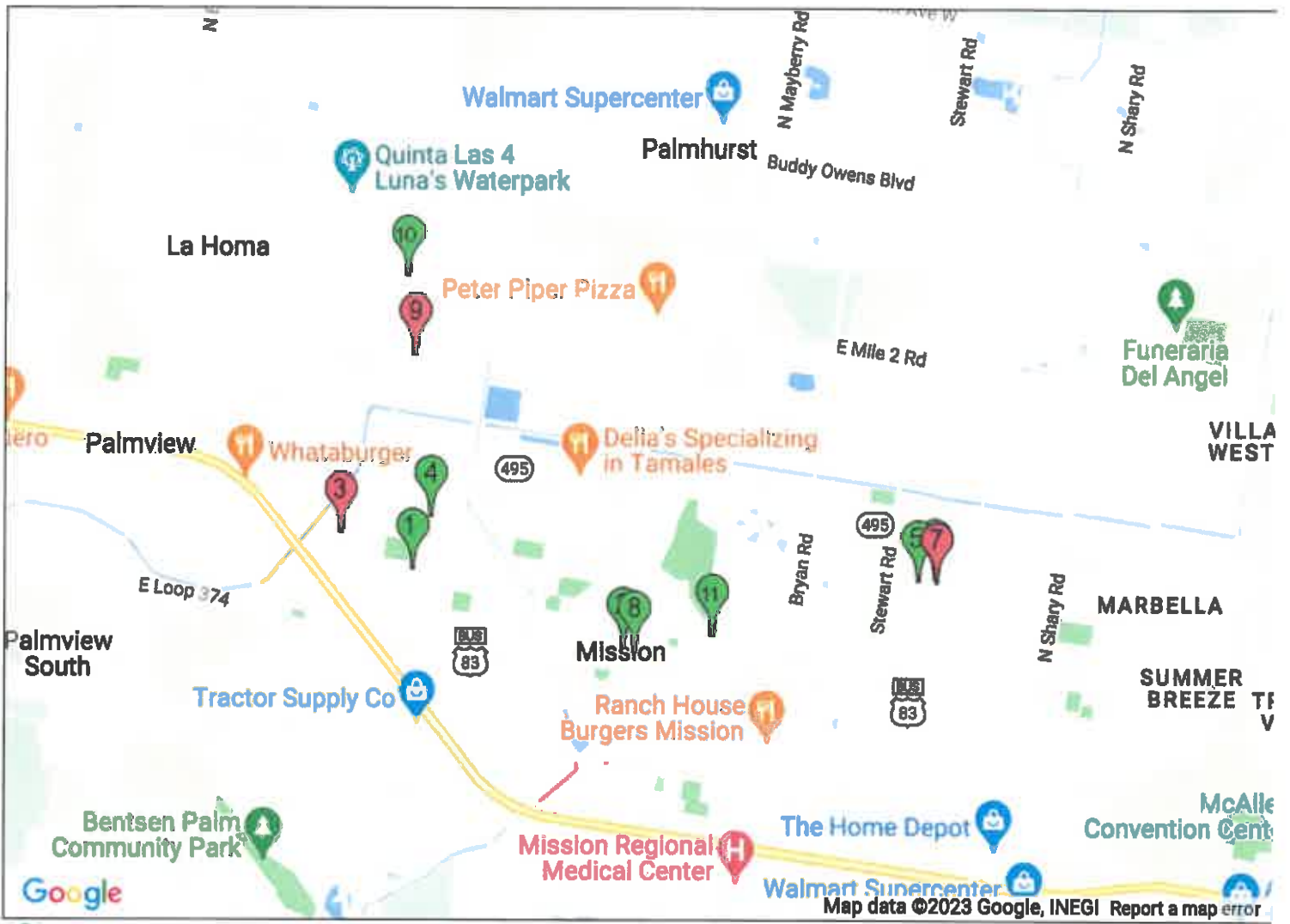
7 811 Brazos Street, Mission

8 812 Brazos Street, Mission

9 S Stewart Rd, Mission

Request #	Topic	Status	Date Entered	Expected Close	Assigned To	Description
<a href="#">3664</a>	Animal Control	Closed	11/01/2023		Lugo ,Yesenia	Dead white kitten on street. please pick up....
<a href="#">3665</a>	Animal Control	Closed	11/01/2023		Lugo ,Yesenia	Loose Dogs! Animal control never picked them...
<a href="#">3666</a>	Animal Control	Closed	11/01/2023		test,User	Wild Dog running around
<a href="#">3671</a>	Animal Control	Closed	11/03/2023		Garza,Griselda Cantu	Testing Again.
<a href="#">3679</a>	Animal Control	Closed	11/06/2023		Lugo ,Yesenia	dogs from 1709 Merlin
<a href="#">3687</a>	Animal Control	Closed	11/08/2023		Lugo ,Yesenia	test test
<a href="#">3688</a>	Animal Control	Closed	11/08/2023		Kotsatos,Steven	TEST
<a href="#">3690</a>	Animal Control	Closed	11/09/2023		Garza,Griselda Cantu	animal control officers are awesome !!
<a href="#">3702</a>	Animal Control	Closed	11/12/2023		Kotsatos,Steven	The Person living at these apartments got 2...
<a href="#">3710</a>	Animal Control	Closed	11/16/2023		Kotsatos,Steven	Dead Cat
<a href="#">3712</a>	Animal Control	Closed	11/16/2023		Kotsatos,Steven	same house 1709 Merlin they don't care
<a href="#">3731</a>	Animal Control	Work Done	11/24/2023	12/09/2023	Kotsatos,Steven	new dogs don't know from where
<a href="#">3743</a>	Animal Control	Work Done	11/28/2023	12/13/2023	Kotsatos,Steven	there are dogs always coming out of a house...
<a href="#">3746</a>	Animal Control	Work Done	11/30/2023	12/15/2023	Kotsatos,Steven	Dead cat in street.



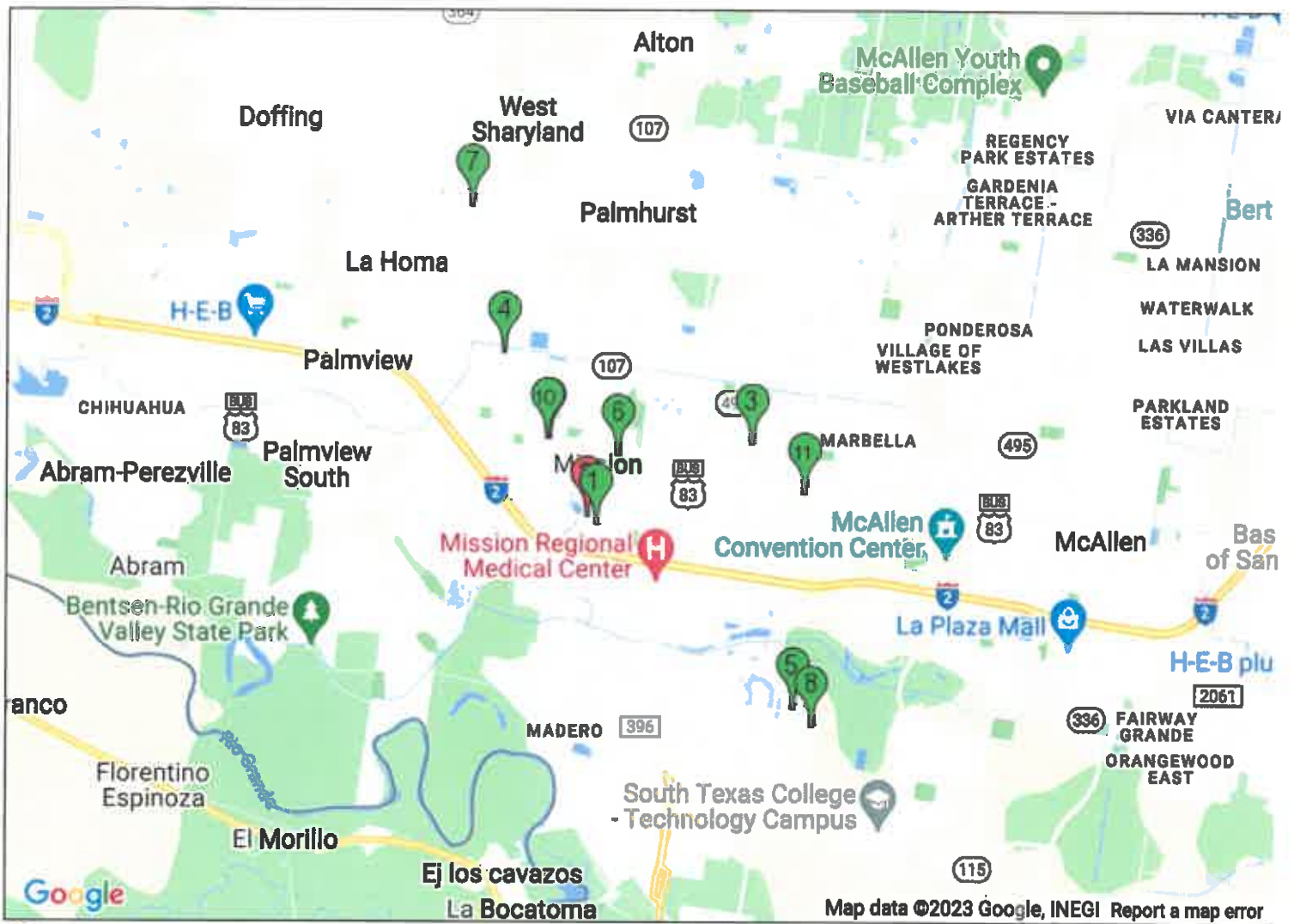


- 1 1011 Adams Street, Mission
- 2 117 E Tom Landry St, Mission
- 3 1602 Magdalena Ave, Mission
- 4 1610 Rankin St, Mission
- 5 1708 Merlin Dr, Mission
- 6 1903 E 21st St, Mission
- 7 1907 E 21st St, Mission
- 8 209 E Tom Landry St
- 9 2808 Estevan Street, Mission
- 10 3200 Crisantema Street, Mission



801 E 12th St

Request #	Topic	Status	Date Entered	Expected Close	Assigned To	Description
<a href="#">3667</a>	Street Light	Closed	11/01/2023		acevedo, Yahaira	street light not working.
<a href="#">3672</a>	Street Light	Closed	11/03/2023		acevedo, Yahaira	the light on Shary and old 83 isn't working...
<a href="#">3678</a>	Street Light	Closed	11/06/2023		acevedo, Yahaira	W109 Street light is out
<a href="#">3693</a>	Street Light	Closed	11/09/2023		acevedo, Yahaira	street light is out ( not working)
<a href="#">3706</a>	Street Light	Closed	11/14/2023		acevedo, Yahaira	light not working
<a href="#">3718</a>	Street Light	Closed	11/19/2023		acevedo, Yahaira	Street Light not working - located between...
<a href="#">3719</a>	Street Light	Open	11/19/2023	11/24/2023	acevedo, Yahaira	there are several street lights polls out...
<a href="#">3721</a>	Street Light	Closed	11/19/2023		acevedo, Yahaira	street light is out
<a href="#">3722</a>	Street Light	Closed	11/20/2023		acevedo, Yahaira	Photo attached
<a href="#">3737</a>	Street Light	Closed	11/25/2023		acevedo, Yahaira	one street light very dim and other...
<a href="#">3744</a>	Street Light	Closed	11/29/2023		acevedo, Yahaira	Street Light by this residence is not...



- 1 103 Ebano Avenue, Mission
- 2 105 Texas 107, Mission
- 3 1601-1701 Jonquil Ave, Mission
- 4 2404 Kirk Ave, Mission
- 5 2703 Santa Ana Street, Mission
- 6 400-448 E 12th St, Mission
- 7 4023 Anita St, Mission
- 8 4302 San Efrain Street, Mission
- 9 905 Barnes St, Mission
- 10 907 Barnes St, Mission

Map data ©2023 Google, INEGI Report a map error

**Mission Event Center Event Revenue Ledger**  
10/01/2023 - 10/31/2023

Event - Name	Event Date	Room Rental Charges	Alcoholic Beverage Charges	Other Charges (equipment, PD, catering)	Refundable Damage Deposit	Event GRAND Total	Adjustments and Discounts	Payments Received	Balance Due
City of Mission Duchesses Meeting	10/01/2023	\$0.00	\$0.00	\$0.00	\$0.00	\$0.00	(\$350.00)	\$0.00	\$0.00
City of Mission Domestic Violence Awareness	10/03/2023	\$0.00	\$0.00	\$0.00	\$0.00	\$0.00	(\$2,500.00)	\$0.00	\$0.00
TCF Princess Anna Pageant Meeting	10/04/2023	\$0.00	\$0.00	\$0.00	\$0.00	\$0.00	(\$1,850.00)	\$0.00	\$0.00
City of Mission Human Resources Breast Cancer Awareness Luncheon	10/04/2023	\$0.00	\$0.00	\$0.00	\$0.00	\$0.00	(\$1,350.00)	\$0.00	\$0.00
South Texas College Foundation Gala	10/05/2023	\$2,500.00	\$0.00	\$525.00	\$500.00	\$3,525.00	\$0.00	\$1,762.50	\$1,762.50
Philippine-American Chamber Of Commerce	10/06/2023	\$2,500.00	\$0.00	\$1,375.00	\$500.00	\$4,375.00	\$0.00	\$4,375.00	\$0.00
City of Mission Duchesses Pageant	10/07/2023	\$0.00	\$0.00	\$0.00	\$0.00	\$0.00	(\$1,275.00)	\$0.00	\$0.00
Citrus Fiesta Princess Anna Pageant	10/07/2023	\$0.00	\$0.00	\$0.00	\$0.00	\$0.00	(\$3,650.00)	\$0.00	\$0.00
Casanovas Birthday Party	10/07/2023	\$1,500.00	\$1,005.00	\$625.00	\$500.00	\$3,630.00	\$0.00	\$3,630.00	\$0.00
Area X FFA Greenhand Camp	10/09/2023	\$2,500.00	\$0.00	\$0.00	\$0.00	\$2,500.00	(\$1,300.00)	\$2,500.00	\$0.00
TX DECA District 1 Leadership Conference	10/10/2023	\$2,500.00	\$0.00	\$600.00	\$500.00	\$3,600.00	\$0.00	\$3,600.00	\$0.00
Mission Chamber of Commerce Gala	10/11/2023	\$2,000.00	\$1,948.00	\$287.50	\$0.00	\$4,235.50	(\$2,287.50)	\$4,235.50	\$0.00
RGV Diabetes Association Dancing with the Stars	10/13/2023	\$4,000.00	\$0.00	\$625.00	\$500.00	\$5,125.00	\$0.00	\$5,125.00	\$0.00
City of Mission State of the City	10/15/2023	\$0.00	\$0.00	\$0.00	\$0.00	\$0.00	(\$5,000.00)	\$0.00	\$0.00
Health Care Summit	10/17/2023	\$2,500.00	\$0.00	\$725.00	\$500.00	\$3,725.00	\$0.00	\$3,725.00	\$0.00
Live 2 Lead Conference	10/19/2023	\$2,000.01	\$0.00	\$0.00	\$0.00	\$2,000.01	(\$4,524.99)	\$2,000.00	\$0.01
National Domestic Violence Awareness Caravan (lineup in parking lot)	10/19/2023	\$0.00	\$0.00	\$0.00	\$0.00	\$0.00	(\$2,500.00)	\$0.00	\$0.00

Gandaria/Hernandez Wedding Reception	10/21/2023	\$1,800.00	\$3,070.00	\$675.00	\$500.00	\$6,045.00	\$0.00	\$6,045.00	\$0.00
Naturalization Ceremony	10/24/2023	\$2,850.00	\$0.00	\$786.00	\$500.00	\$4,136.00	\$0.00	\$4,136.00	\$0.00
Veterans Claims Summit	10/27/2023	\$0.00	\$0.00	\$500.00		\$500.00	\$0.00	\$0.00	\$500.00
Garcia/Diaz Wedding	10/28/2023	\$2,850.00	\$1,746.00	\$675.00	\$500.00	\$5,771.00	\$0.00	\$4,421.00	\$1,350.00
City of Mission Community Event "Halloween"	10/30/2023	\$0.00	\$0.00	\$0.00	\$0.00	\$0.00	(\$2,500.00)	\$0.00	\$0.00
Region One Purchasing Cooperative Expo Show	10/31/2023	\$2,500.00	\$0.00	\$600.00	\$0.00	\$3,100.00	\$0.00	\$0.00	\$3,100.00
<b>TOTAL</b>		<b>\$32,000.01</b>	<b>\$7,769.00</b>	<b>\$7,998.50</b>	<b>\$4,500.00</b>	<b>\$52,267.51</b>	<b>(\$29,087.49)</b>	<b>\$45,555.00</b>	<b>\$6,712.51</b>





# *Our Client's Comments...*

**Region One Purchasing Coop Expo    October 31, 2023**

**Good morning, MEC Team,  
Thank you for your email. Our department staff, cooperative team, ROPC members, and vendors were very satisfied with the venue we chose for the ROPC Product Show on November 1. I believe we are already making "save the date" plans for next year in December. We loved how all MEC staff was so attentive to the last-minute requests needed by our team or the vendors. Jerry was great at providing AV technical assistance through the event as well. We appreciate it.  
Your hard work and dedication do not go unnoticed. We will be recommending the MEC facilities to others and look forward to collaborating with you in future events. Have a great day!**

**Erika R. Leal, MEd  
Specialist -Cooperative Purchasing  
Division of Business Operations and Finance Support  
Region One Education Service Center**

---

*Capture the  
Moment!*  
**MISSION**  
EVENT CENTER

**Mission Event Center Event Revenue Ledger**

11/01/2023 - 11/30/2023

Event - Name	Event Date	Room Rental Charges	Alcoholic Beverage Charges	Other charges (equipment, PD, catering)	Refundable Damage Deposit	Event GRAND Total	Adjustments and Discounts	Payments Received	Balance Due
Region One Purchasing Cooperative Expo Show (event held Oct. 31 & Nov. 1)	10/31/2023	\$1,500.00	\$0.00	\$0.00	\$0.00	\$1,500.00	\$0.00	\$1,500.00	\$0.00
City of Mission Human Resources "Veterans Appreciation Luncheon"	11/02/2023	\$0.00	\$0.00	\$0.00	\$0.00	\$0.00	(\$1,350.00)	\$0.00	\$0.00
Christian Conference - Juan de la Garza	11/02/2023	\$1,125.00	\$0.00	\$612.50		\$1,737.50	(\$1,737.50)	\$1,737.50	\$0.00
City of Mission Entry Level Police Exam	11/03/2023	\$0.00	\$0.00	\$0.00	\$0.00	\$0.00	(\$1,350.00)	\$0.00	\$0.00
ACCES Esperanza Clinic	11/04/2023	\$2,500.00	\$5,071.00	\$1,225.00	\$500.00	\$9,296.00	\$0.00	\$9,296.00	\$0.00
U.S. Border Patrol Changing of Command Ceremony	11/06/2023	\$500.00	\$0.00	\$0.00	\$0.00	\$500.00	(\$1,000.00)	\$500.00	\$0.00
Capable Kids	11/07/2023	\$200.00	\$3,766.00	\$550.00	\$500.00	\$5,016.00	(\$4,175.00)	\$5,016.00	\$0.00
Region One Education Center Literacy Festival	11/09/2023	\$3,800.00	\$0.00	\$725.00	\$0.00	\$4,525.00	\$0.00	\$4,525.00	\$0.00
THE VIDA CONFERENCE	11/10/2023	\$3,800.00	\$0.00	\$725.00	\$500.00	\$5,025.00	\$0.00	\$5,025.00	\$0.00
Friends for Hope Gala	11/11/2023	\$2,501.00	\$14,153.00	\$0.00	\$0.00	\$16,654.00	(\$3,849.00)	\$16,654.00	\$0.00
City of Mission Employee Appreciation Luncheon	11/14/2023	\$0.00	\$0.00	\$0.00	\$0.00	\$0.00	\$0.00	\$0.00	\$0.00
Maac Event Creations XV	11/15/2023	\$7,000.00	\$5,981.00	\$1,025.00	\$500.00	\$14,506.00	\$0.00	\$14,506.00	\$0.00
RGV HR Consortium Supervisor Training	11/28/2023	\$0.00	\$0.00	\$0.00	\$0.00	\$0.00	(\$4,850.00)	\$0.00	\$0.00
Campaign Kick-Off - Ramon Segovia	11/29/2023	\$2,100.00	\$1,725.00	\$625.00	\$500.00	\$4,950.00	\$0.00	\$4,950.00	\$0.00
<b>TOTAL</b>		<b>\$25,026.00</b>	<b>\$30,696.00</b>	<b>\$5,487.50</b>	<b>\$2,500.00</b>	<b>\$63,709.50</b>	<b>(\$18,311.50)</b>	<b>\$63,709.50</b>	<b>\$0.00</b>



# Our Client's Comments...

November 1, 2024 Region One Purchasing Coop Expo Show

Good morning, MEC Team,  
Thank you for your email. Our department staff, cooperative team, ROPC members, and vendors were very satisfied with the venue we chose for the ROPC Product Show on November 1. I believe we are already making "save the date" plans for next year in December. We loved how all MEC staff was so attentive to the last-minute requests needed by our team or the vendors. Jerry was great at providing AV technical assistance through the event as well. We appreciate it.  
Your hard work and dedication do not go unnoticed. We will be recommending the MEC facilities to others and look forward to collaborating with you in future events.  
Have a great day!

Erika R. Leal, MEd  
Specialist -Cooperative Purchasing  
Division of Business Operations and Finance Support  
Region One Education Service Center



November 9, 2024 Region One Education Center Literacy Festival

Good afternoon Ms. Lerrina,  
I wanted to extend my sincere gratitude for the exceptional service we experienced during our recent event at Mission Event Center. Your team's attention to detail, professionalism, and commitment to ensuring the success of our event were truly outstanding.  
From the initial planning stages to the execution on the day of the event, every aspect was handled with precision and a positive attitude. The venue itself was immaculate, and your staff went above and beyond to accommodate our needs and ensure a seamless experience for our guests.  
It is evident that Mission Event Center takes pride in delivering top-notch service, and we were delighted to have chosen your venue for our event. Please convey our appreciation to the entire team involved.  
We look forward to the opportunity to work with Mission Event Center again in the future and will certainly recommend your services to others.  
Thank you once again for making our event a resounding success.

Sylvia E. Vargas, M.Ed  
Education Specialist  
Office of College, Career, and Life Readiness  
Region One Education Service Center





# *Our Client's Comments...*

**November 2 & 3, 2023 Christian Conference**

**Good morning Aida,**

**Just a little note to say thank you for all your services. Since day one you were very helpful in making sure that the place and space was what we needed. You walked us through every step and provided great staff to assist us every step of the way. I can't say enough. Great service, great people, and an excellent place to have events like the one you hosted for us.**

**Thank you,  
Pastor Juan de la Garza**

---

**November 28 & 29, 2023 RGV HR Consortium**

**Maintenance staff was always readily available to assist and very courteous. I appreciated their assistance without hesitation, especially when they saw that I could not push the Paleta cart in myself; they jumped in and offered their help immediately.**

**Lizette Gomez  
Assistant Director of Human Resources  
City of Edinburg**

**It was beautiful, clean and very inviting.  
The service was great.**

**Elizabeth Soto  
Harlingen Water Works**

**Hello Noemi,**

**The overall service was outstanding!! The two maintenance staff members that were there that day were so helpful. I called on them several times for extra chairs, coffee, etc. and they were always readily available with a smile. Great customer service.**

**The center itself was clean and very inviting. The Christmas tree is beautiful by the way.**

**Thank you so much,**

**Wendy A. Saldana  
Human Resources Manager  
City of South Padre**

*Capture the  
Moment!*  
**MISSION**  
EVENT CENTER



# MISSION FIRE DEPARTMENT

## MONTHLY REPORTS

OCTOBER 2023



**“Dedicated to the Community we Protect... and Serve”**

# Mission Fire Department

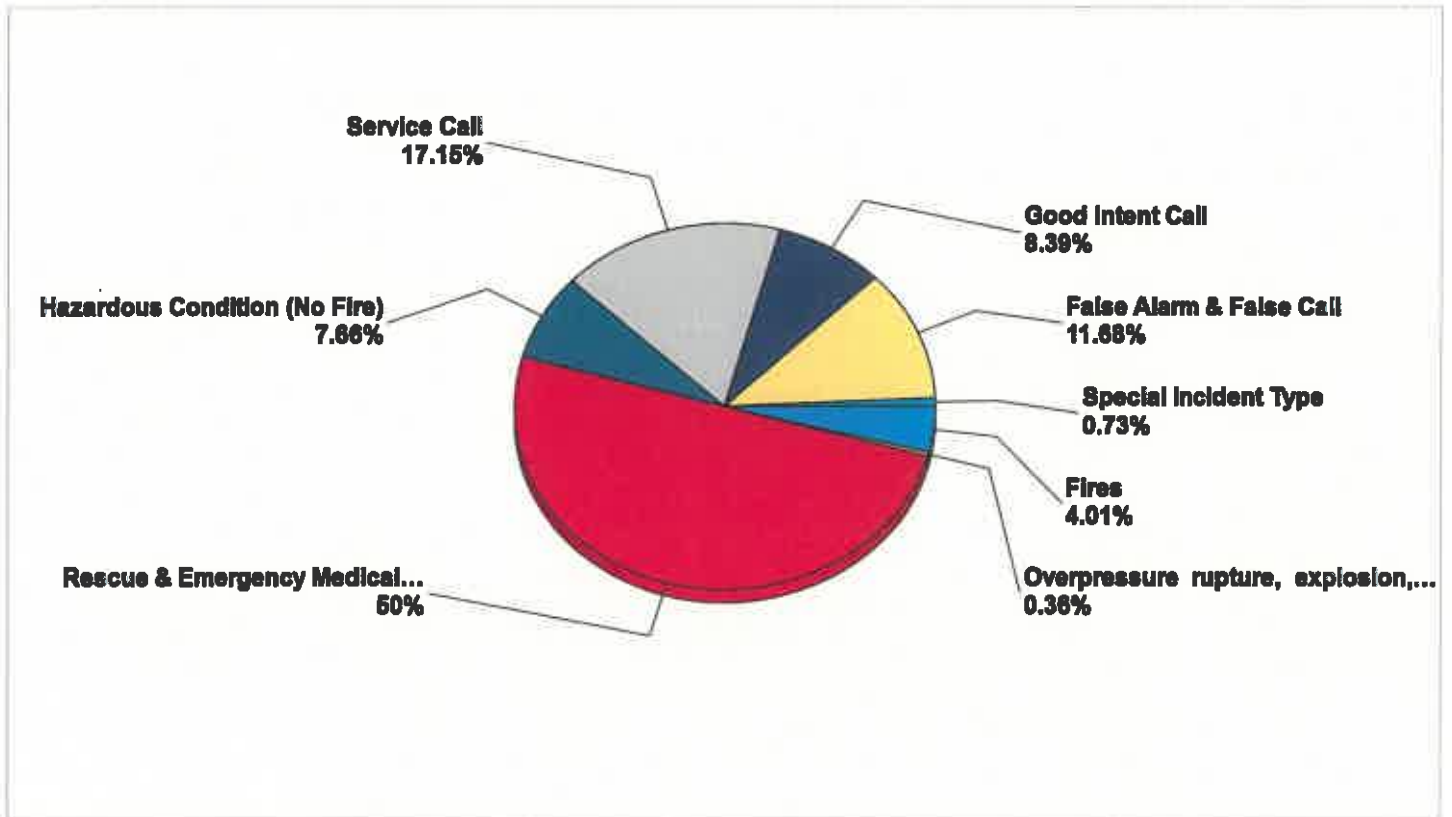
Mission, TX

This report was generated on 11/13/2023 1:38:26 PM



## Breakdown by Major Incident Types for Date Range

Zone(s): All Zones | Start Date: 10/01/2023 | End Date: 10/31/2023



MAJOR INCIDENT TYPE	# INCIDENTS	% of TOTAL
Fires	11	4.01%
Overpressure rupture, explosion, overhear - no fire	1	0.36%
Rescue & Emergency Medical Service	137	50%
Hazardous Condition (No Fire)	21	7.86%
Service Call	47	17.15%
Good Intent Call	23	8.39%
False Alarm & False Call	32	11.68%
Special Incident Type	2	0.73%
<b>TOTAL</b>	<b>274</b>	<b>100%</b>

Only REVIEWED and/or LOCKED IMPORTED incidents are included. Summary results for a major incident type are not displayed if the count is zero.



### Detailed Breakdown by Incident Type

INCIDENT TYPE	# INCIDENTS	% of TOTAL
100 - Fire, other	1	0.36%
111 - Building fire	1	0.36%
113 - Cooking fire, confined to container	2	0.73%
118 - Trash or rubbish fire, contained	1	0.36%
131 - Passenger vehicle fire	4	1.46%
151 - Outside rubbish, trash or waste fire	2	0.73%
251 - Excessive heat, scorch burns with no ignition	1	0.36%
311 - Medical assist, assist EMS crew	7	2.55%
320 - Emergency medical service, other	3	1.09%
321 - EMS call, excluding vehicle accident with injury	98	35.77%
322 - Motor vehicle accident with injuries	12	4.38%
323 - Motor vehicle/pedestrian accident (MV Ped)	1	0.36%
324 - Motor vehicle accident with no injuries.	12	4.38%
331 - Lock-In (if lock out , use 511 )	4	1.46%
411 - Gasoline or other flammable liquid spill	1	0.36%
412 - Gas leak (natural gas or LPG)	3	1.09%
440 - Electrical wiring/equipment problem, other	4	1.46%
444 - Power line down	2	0.73%
445 - Arcing, shorted electrical equipment	11	4.01%
500 - Service Call, other	5	1.82%
510 - Person in distress, other	1	0.36%
511 - Lock-out	4	1.46%
512 - Ring or jewelry removal	1	0.36%
520 - Water problem, other	1	0.36%
541 - Animal problem	1	0.36%
542 - Animal rescue	1	0.36%
550 - Public service assistance, other	1	0.36%
551 - Assist police or other governmental agency	2	0.73%
553 - Public service	7	2.55%
554 - Asslt Invalid	17	6.2%
581 - Unauthorized burning	6	2.19%
600 - Good Intent call, other	2	0.73%
611 - Dispatched & cancelled en route	6	2.19%
622 - No incident found on arrival at dispatch address	6	2.19%
651 - Smoke scare, odor of smoke	7	2.55%
652 - Steam, vapor, fog or dust thought to be smoke	1	0.36%
671 - HazMat release investigation w/no HazMat	1	0.36%
730 - System malfunction, other	1	0.36%
733 - Smoke detector activation due to malfunction	3	1.09%
735 - Alarm system sounded due to malfunction	1	0.36%
740 - Unintentional transmission of alarm, other	3	1.09%
743 - Smoke detector activation, no fire - unintentional	10	3.65%
744 - Detector activation, no fire - unintentional	2	0.73%
745 - Alarm system activation, no fire - unintentional	11	4.01%
746 - Carbon monoxide detector activation, no CO	1	0.36%
911 - Citizen complaint	2	0.73%
<b>TOTAL INCIDENTS:</b>	<b>274</b>	<b>100%</b>

Only REVIEWED and/or LOCKED IMPORTED incidents are included. Summary results for a major incident type are not displayed if the count is zero.



# Mission Fire Department

Mission, TX

This report was generated on 11/13/2023 1:39:28 PM



## Incident Statistics with Alarm to Arrival

Start Date: 10/01/2023 | End Date: 10/31/2023

INCIDENT COUNT	
INCIDENT TYPE	# INCIDENTS
EMS	137
FIRE	137
<b>TOTAL</b>	<b>274</b>

TOTAL TRANSPORTS (N2 and N3)			
APPARATUS	# of APPARATUS TRANSPORTS	# of PATIENT TRANSPORTS	TOTAL # of PATIENT CONTACTS
<b>TOTAL</b>			

PRE-INCIDENT VALUE	LOSSES
\$0.00	\$0.00

CO CHECKS	
746 - Carbon monoxide detector activation, no CO	1
<b>TOTAL</b>	<b>1</b>

MUTUAL AID	
Aid Type	Total
Aid Given	2

OVERLAPPING CALLS	
# OVERLAPPING	% OVERLAPPING
105	38.32

LIGHTS AND SIREN - AVERAGE RESPONSE TIME (Dispatch to Arrival)		
Station	EMS	FIRE
Central	0:06:50	0:06:59
Station 2	0:05:45	0:08:18
Station 3	0:05:33	0:07:04
Station 4	0:06:31	0:07:37
Station 5	0:08:43	0:09:22
<b>AVERAGE FOR ALL CALLS</b>		<b>0:07:09</b>

LIGHTS AND SIREN - AVERAGE RESPONSE TIME (Alarm to Arrival)		
Station	EMS	FIRE
Central	0:06:59	0:07:01
Station 2	0:05:45	0:08:33
Station 3	0:05:33	0:07:51
Station 4	0:06:46	0:07:52
Station 5	0:08:43	0:09:42

Custom Report. Only Reviewed Incidents Included. CO Checks only includes Incident Types: 424, 736 and 734. # ApparatusTransports = # of incidents where apparatus transported. # Patient Transports = All patients transported by EMS. #Patient Contacts = # of PCR contacted by apparatus. This report now returns both NEMESIS 2 & 3 data as appropriate. For overlapping calls that span over multiple days, total per month will not equal Total count for year.



**AVERAGE FOR ALL CALLS**

**0:07:21**

**LIGHTS AND SIREN - AVERAGE TURNOUT TIME (Dispatch to Enroute)**

<b>Station</b>	<b>EMS</b>	<b>FIRE</b>
Central	0:01:20	0:01:38
Station 2	0:01:12	0:02:06
Station 3	0:00:54	0:01:28
Station 4	0:01:23	0:01:07
Station 5	0:01:10	0:01:07

**AVERAGE FOR ALL CALLS**

**0:01:20**

**AGENCY**

**AVERAGE TIME ON SCENE (MM:SS)**

Mission Fire Department

15:48

Custom Report. Only Reviewed Incidents Included. CO Checks only includes Incident Types: 424, 736 and 734. # Apparatus Transports = # of incidents where apparatus transported. # Patient Transports = All patients transported by EMS. #Patient Contacts = # of PCR contacted by apparatus. This report now returns both NEMSIS 2 & 3 data as appropriate. For overlapping calls that span over multiple days, total per month will not equal Total count for year.



# Mission Fire Department

Mission, TX

This report was generated on 11/13/2023 1:40:15 PM



## Incident Type Count per Station for Date Range

Start Date: 10/01/2023 | End Date: 10/31/2023

INCIDENT TYPE	# INCIDENTS
<b>Station: 1 - CENTRAL</b>	
113 - Cooking fire, confined to container	1
131 - Passenger vehicle fire	1
311 - Medical assist, assist EMS crew	2
320 - Emergency medical service, other	1
321 - EMS call, excluding vehicle accident with injury	76
322 - Motor vehicle accident with injuries	6
323 - Motor vehicle/pedestrian accident (MV Ped)	1
324 - Motor vehicle accident with no injuries.	4
331 - Lock-In (if lock out , use 511 )	1
440 - Electrical wiring/equipment problem, other	3
445 - Arcing, shorted electrical equipment	4
500 - Service Call, other	5
511 - Lock-out	2
550 - Public service assistance, other	1
551 - Asslet police or other governmental agency	1
553 - Public service	2
554 - Asslet Invalld	4
561 - Unauthorized burning	1
600 - Good Intent call, other	1
611 - Dispatched & cancelled en route	3
740 - Unintentional transmission of alarm, other	2
743 - Smoke detector activation, no fire - unintentional	5
744 - Detector activation, no fire - unintentional	1
745 - Alarm system activation, no fire - unintentional	3
<b># Incidents for 1 - Central:</b>	<b>131</b>

<b>Station: 2 - STATION 2</b>	
131 - Passenger vehicle fire	1
151 - Outside rubbish, trash or waste fire	1
251 - Excessive heat, scorch burns with no ignlton	1
311 - Medical assist, assist EMS crew	3
320 - Emergency medical service, other	1
321 - EMS call, excluding vehicle accident with injury	9
322 - Motor vehicle accident with injuries	3
324 - Motor vehicle accident with no injuries.	1
331 - Lock-In (if lock out , use 511 )	1

Only REVIEWED incidents included.





INCIDENT TYPE	# INCIDENTS
412 - Gas leak (natural gas or LPG)	1
440 - Electrical wiring/equipment problem, other	1
445 - Arcing, shorted electrical equipment	2
512 - Ring or jewelry removal	1
520 - Water problem, other	1
553 - Public service	3
554 - Assist invalid	1
561 - Unauthorized burning	1
611 - Dispatched & cancelled en route	1
622 - No incident found on arrival at dispatch address	3
651 - Smoke scare, odor of smoke	2
733 - Smoke detector activation due to malfunction	1
735 - Alarm system sounded due to malfunction	1
743 - Smoke detector activation, no fire - unintentional	1
745 - Alarm system activation, no fire - unintentional	2
911 - Citizen complaint	1

**# Incidents for 2 - Station 2:**

**44**

**Station: 3 - STATION 3**

151 - Outside rubbish, trash or waste fire	1
321 - EMS call, excluding vehicle accident with injury	5
322 - Motor vehicle accident with injuries	1
324 - Motor vehicle accident with no injuries.	3
331 - Lock-In (if lock out , use 511 )	2
411 - Gasoline or other flammable liquid spill	1
412 - Gas leak (natural gas or LPG)	2
445 - Arcing, shorted electrical equipment	4
554 - Assist invalid	9
561 - Unauthorized burning	1
611 - Dispatched & cancelled en route	1
622 - No incident found on arrival at dispatch address	2
651 - Smoke scare, odor of smoke	3
652 - Steam, vapor, fog or dust thought to be smoke	1
733 - Smoke detector activation due to malfunction	1
743 - Smoke detector activation, no fire - unintentional	1
744 - Detector activation, no fire - unintentional	1
745 - Alarm system activation, no fire - unintentional	2

**# Incidents for 3 - Station 3:**

**41**

**Station: 4 - STATION 4**

111 - Building fire	1
113 - Cooking fire, confined to container	1
311 - Medical assist, assist EMS crew	2
320 - Emergency medical service, other	1

Only REVIEWED incidents included.



INCIDENT TYPE	# INCIDENTS
321 - EMS call, excluding vehicle accident with injury	3
322 - Motor vehicle accident with injuries	2
324 - Motor vehicle accident with no injuries.	3
444 - Power line down	2
445 - Arcing, shorted electrical equipment	1
511 - Lock-out	1
541 - Animal problem	1
542 - Animal rescue	1
551 - Assist police or other governmental agency	1
553 - Public service	1
554 - Assist Invalld	2
561 - Unauthorized burning	2
600 - Good Intent call, other	1
611 - Dispatched & cancelled en route	1
740 - Unintentional transmission of alarm, other	1
743 - Smoke detector activation, no fire - unintentional	2
745 - Alarm system activation, no fire - unintentional	1
911 - Citizen complaint	1

**# Incidents for 4 - Station 4: 32**

<b>Station: 5 - STATION 5</b>	
100 - Fire, other	1
118 - Trash or rubbish fire, contained	1
131 - Passenger vehicle fire	2
321 - EMS call, excluding vehicle accident with injury	5
324 - Motor vehicle accident with no injuries.	1
510 - Person in distress, other	1
511 - Lock-out	1
553 - Public service	1
554 - Assist Invalid	1
561 - Unauthorized burning	1
622 - No incident found on arrival at dispatch address	1
651 - Smoke scare, odor of smoke	2
671 - HazMat release investigation w/no HazMat	1
730 - System malfunction, other	1
733 - Smoke detector activation due to malfunction	1
743 - Smoke detector activation, no fire - unintentional	1
745 - Alarm system activation, no fire - unintentional	3
746 - Carbon monoxide detector activation, no CO	1

**# Incidents for 5 - Station 5: 26**

Only REVIEWED incidents included.



# Mission Fire Department

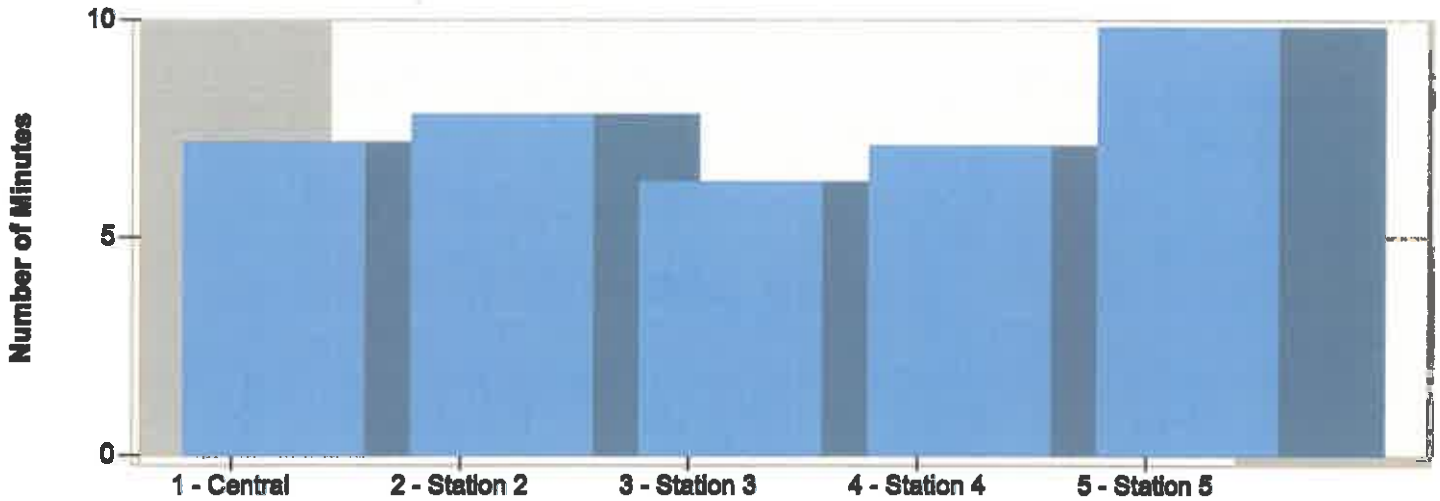


Mission, TX

This report was generated on 11/13/2023 1:40:58 PM

## Average Response Time per Station for Date Range

Start Date: 10/01/2023 | End Date: 10/31/2023



STATION	AVERAGE RESPONSE MM:SS (Dispatch to Arrived)
1 - Central	7:12
2 - Station 2	7:51
3 - Station 3	6:18
4 - Station 4	7:08
5 - Station 5	9:50

**AVERAGE RESPONSE TIME** calculated from the average time difference between DISPATCH and ARRIVED times on Basic Info 4. Only REVIEWED Incidents Included.



# Mission Fire Department

Mission, TX

This report was generated on 11/13/2023 1:41:25 PM



## Count of Overlapping Incidents for Date Range

Start Date: 10/01/2023 | End Date: 10/31/2023

# OVERLAPPING	% OVERLAPPING	TOTAL
105	38.32	274

OVERLAPPING INCIDENT DETAILS					
ALARM	CLEAR/CANCEL	INCIDENT #	INCIDENT TYPE	STATION	ZONE
<b>10/1/2023</b>					
10/1/2023 12:29:00 AM	10/1/2023 12:53:00 AM	2023-3199	321	Station 4	
10/1/2023 12:48:00 AM	10/1/2023 12:59:00 AM	2023-3200	651	Station 3	
<b>10/2/2023</b>					
10/2/2023 11:59:00 AM	10/2/2023 12:19:00 PM	2023-3209	321	Station 2	
10/2/2023 12:09:00 PM	10/2/2023 12:27:00 PM	2023-3210	542	Station 4	
10/2/2023 3:37:00 PM	10/2/2023 3:53:00 PM	2023-3212	321	Central	
10/2/2023 3:39:00 PM	10/2/2023 3:59:00 PM	2023-3213	321	Station 2	
10/2/2023 4:47:00 PM	10/2/2023 5:43:00 PM	2023-3214	600	Central	
10/2/2023 5:09:00 PM	10/2/2023 7:28:00 PM	2023-3215	412	Station 3	
<b>10/4/2023</b>					
10/4/2023 5:16:00 PM	10/4/2023 5:40:00 PM	2023-3229	321	Central	
10/4/2023 5:18:00 PM	10/4/2023 5:44:00 PM	2023-3230	321	Central	
10/4/2023 5:48:00 PM	10/4/2023 6:10:00 PM	2023-3231	321	Station 5	
10/4/2023 6:03:00 PM	10/4/2023 6:21:00 PM	2023-3232	321	Central	
<b>10/5/2023</b>					
10/5/2023 3:11:00 PM	10/5/2023 4:16:00 PM	2023-3239	151	Station 2	
10/5/2023 3:16:00 PM	10/5/2023 3:28:00 PM	2023-3240	445	Station 3	
10/5/2023 3:37:00 PM	10/5/2023 3:54:00 PM	2023-3241	445	Central	
10/5/2023 4:06:00 PM	10/5/2023 4:33:00 PM	2023-3242	322	Central	
10/5/2023 4:21:00 PM	10/5/2023 4:55:00 PM	2023-3243	321	Station 3	
10/5/2023 4:34:00 PM	10/5/2023 4:52:00 PM	2023-3244	444	Station 4	
<b>10/6/2023</b>					
10/6/2023 1:19:00 PM	10/6/2023 1:41:00 PM	2023-3249	321	Central	
10/6/2023 1:26:00 PM	10/6/2023 1:33:00 PM	2023-3250	331	Station 3	
10/6/2023 8:11:00 PM	10/6/2023 8:50:00 PM	2023-3256	745	Station 3	
10/6/2023 8:48:00 PM	10/6/2023 8:58:00 PM	2023-3257	561	Central	
<b>10/7/2023</b>					
10/7/2023 4:58:00 PM	10/7/2023 5:24:00 PM	2023-3262	445	Station 4	
10/7/2023 5:00:00 PM	10/7/2023 5:14:00 PM	2023-3263	554	Station 3	
10/7/2023 8:10:00 PM	10/7/2023 8:28:00 PM	2023-3264	745	Station 3	
10/7/2023 8:14:00 PM	10/7/2023 8:27:00 PM	2023-3265	554	Central	

Percentage of incidents overlapping from total incidents in month, year. Compared incident time range as either Alarm to Cancel or Alarm to Clear for incidents that have either Cancel or Clear time recorded. Reviewed calls only. Group by date. Displays date, incident number, incident type (numeric only), zone, and station.





## OVERLAPPING INCIDENT DETAILS

ALARM	CLEAR/CANCEL	INCIDENT #	INCIDENT TYPE	STATION	ZONE
<b>10/8/2023</b>					
10/8/2023 4:05:00 PM	10/8/2023 4:35:00 PM	2023-3268	131	Station 5	
10/8/2023 4:13:00 PM	10/8/2023 4:33:00 PM	2023-3269	324	Station 3	
10/8/2023 11:06:00 PM	10/8/2023 11:24:00 PM	2023-3272	321	Central	
10/8/2023 11:21:00 PM	10/8/2023 11:51:00 PM	2023-3273	311	Station 4	
10/8/2023 11:30:00 PM	10/8/2023 11:45:00 PM	2023-3274	743	Central	
<b>10/9/2023</b>					
10/9/2023 1:41:00 PM	10/9/2023 1:54:00 PM	2023-3278	321	Station 2	
10/9/2023 1:48:00 PM	10/9/2023 2:08:00 PM	2023-3279	321	Station 5	
<b>10/10/2023</b>					
10/10/2023 9:06:00 PM	10/10/2023 9:48:00 PM	2023-3286	322	Station 4	
10/10/2023 9:40:00 PM	10/10/2023 10:02:00 PM	2023-3287	321	Central	
<b>10/11/2023</b>					
10/11/2023 6:25:00 AM	10/11/2023 6:49:00 AM	2023-3290	554	Station 4	
10/11/2023 6:36:00 AM	10/11/2023 7:26:00 AM	2023-3291	445	Station 3	
<b>10/12/2023</b>					
10/12/2023 5:18:00 PM	10/12/2023 5:51:00 PM	2023-3299	321	Central	
10/12/2023 5:41:00 PM	10/12/2023 6:04:00 PM	2023-3300	500	Central	
<b>10/13/2023</b>					
10/13/2023 10:04:00 AM	10/13/2023 10:27:00 AM	2023-3303	321	Central	
10/13/2023 10:08:00 AM	10/13/2023 10:34:00 AM	2023-3304	321	Central	District 2
10/13/2023 10:14:00 AM	10/13/2023 10:26:00 AM	2023-3305	321	Station 2	
<b>10/14/2023</b>					
10/14/2023 9:07:00 AM	10/14/2023 9:51:00 AM	2023-3313	322	Station 2	
10/14/2023 9:43:00 AM	10/14/2023 10:10:00 AM	2023-3314	445	Central	
10/14/2023 8:36:00 PM	10/14/2023 8:53:00 PM	2023-3318	554	Central	
10/14/2023 8:41:00 PM	10/14/2023 9:02:00 PM	2023-3319	321	Central	
<b>10/15/2023</b>					
10/15/2023 2:07:00 PM	10/15/2023 2:31:00 PM	2023-3321	561	Station 5	
10/15/2023 2:08:00 PM	10/15/2023 2:16:00 PM	2023-3322	553	Station 2	District 2
<b>10/17/2023</b>					
10/17/2023 3:45:00 AM	10/17/2023 4:21:00 AM	2023-3335	321	Central	
10/17/2023 4:02:00 AM	10/17/2023 4:41:00 AM	2023-3336	321	Central	
<b>10/18/2023</b>					
10/18/2023 9:17:00 AM	10/18/2023 9:37:00 AM	2023-3342	622	Station 5	
10/18/2023 9:20:00 AM	10/18/2023 9:35:00 AM	2023-3343	622	Station 2	
10/18/2023 10:05:00 AM	10/18/2023 11:55:00 AM	2023-3344	611	Station 4	
10/18/2023 10:05:00 AM	10/18/2023 12:10:00 PM	2023-3346	561	Station 2	
10/18/2023 10:24:00 AM	10/18/2023 10:52:00 AM	2023-3345	118	Station 5	
10/18/2023 12:03:00 PM	10/18/2023 12:27:00 PM	2023-3347	744	Central	
10/18/2023 6:26:00 PM	10/18/2023 6:42:00 PM	2023-3350	311	Station 2	
10/18/2023 6:29:00 PM	10/18/2023 7:04:00 PM	2023-3351	322	Central	

Percentage of incidents overlapping from total incidents in month, year. Compared incident time range as either Alarm to Cancel or Alarm to Clear for incidents that have either Cancel or Clear time recorded. Reviewed calls only. Group by date. Displays date, incident number, incident type (numeric only), zone, and station.



## OVERLAPPING INCIDENT DETAILS

ALARM	CLEAR/CANCEL	INCIDENT #	INCIDENT TYPE	STATION	ZONE
<b>10/19/2023</b>					
10/19/2023 2:09:00 PM	10/19/2023 2:34:00 PM	2023-3361	321	Central	
10/19/2023 2:12:00 PM	10/19/2023 2:43:00 PM	2023-3362	743	Station 4	
10/19/2023 6:30:00 PM	10/19/2023 6:51:00 PM	2023-3363	321	Central	
10/19/2023 6:50:00 PM	10/19/2023 7:22:00 PM	2023-3364	321	Station 2	
10/19/2023 7:01:00 PM	10/19/2023 7:32:00 PM	2023-3365	320	Station 2	District 2
<b>10/20/2023</b>					
10/20/2023 11:49:00 AM	10/20/2023 12:12:00 PM	2023-3369	745	Station 2	
10/20/2023 12:08:00 PM	10/20/2023 12:26:00 PM	2023-3370	321	Central	
10/20/2023 12:19:00 PM	10/20/2023 12:33:00 PM	2023-3371	311	Central	Central District
<b>10/21/2023</b>					
10/21/2023 7:40:00 PM	10/21/2023 8:21:00 PM	2023-3379	321	Central	
10/21/2023 7:48:00 PM	10/21/2023 8:18:00 PM	2023-3380	321	Central	
<b>10/22/2023</b>					
10/22/2023 3:50:00 PM	10/22/2023 4:05:00 PM	2023-3384	511	Central	
10/22/2023 4:01:00 PM	10/22/2023 4:21:00 PM	2023-3385	321	Central	
10/22/2023 8:47:00 PM	10/22/2023 9:09:00 PM	2023-3386	311	Station 2	District 2
10/22/2023 9:00:00 PM	10/22/2023 9:23:00 PM	2023-3387	321	Central	
<b>10/23/2023</b>					
10/23/2023 4:31:00 PM	10/23/2023 5:50:00 PM	2023-3392	551	Station 4	
10/23/2023 4:38:00 PM	10/23/2023 5:02:00 PM	2023-3393	744	Station 3	
<b>10/25/2023</b>					
10/25/2023 12:04:00 PM	10/25/2023 12:19:00 PM	2023-3403	331	Station 3	
10/25/2023 12:08:00 PM	10/25/2023 12:13:00 PM	2023-3404	745	Station 2	
10/25/2023 8:36:00 PM	10/25/2023 9:08:00 PM	2023-3409	321	Central	
10/25/2023 8:38:00 PM	10/25/2023 9:14:00 PM	2023-3410	321	Central	
<b>10/26/2023</b>					
10/26/2023 6:49:00 AM	10/26/2023 7:18:00 AM	2023-3411	746	Station 5	
10/26/2023 7:17:00 AM	10/26/2023 7:30:00 AM	2023-3412	321	Central	
10/26/2023 7:25:00 AM	10/26/2023 7:37:00 AM	2023-3413	622	Station 3	
10/26/2023 9:42:00 PM	10/26/2023 10:03:00 PM	2023-3423	321	Central	
10/26/2023 10:03:00 PM	10/26/2023 10:15:00 PM	2023-3424	651	Station 3	
<b>10/27/2023</b>					
10/27/2023 12:00:00 AM	10/27/2023 12:41:00 AM	2023-3425	740	Central	
10/27/2023 12:38:00 AM	10/27/2023 1:12:00 AM	2023-3426	735	Station 2	District 2
10/27/2023 1:06:53 AM	10/27/2023 1:19:00 AM	2023-3427	511	Station 5	
10/27/2023 11:56:00 AM	10/27/2023 12:29:00 PM	2023-3429	651	Station 5	
10/27/2023 12:08:00 PM	10/27/2023 12:56:00 PM	2023-3430	550	Central	
<b>10/28/2023</b>					
10/28/2023 12:09:00 PM	10/28/2023 12:35:00 PM	2023-3439	320	Central	
10/28/2023 12:31:00 PM	10/28/2023 12:54:00 PM	2023-3440	500	Central	
10/28/2023 2:04:00 PM	10/28/2023 2:31:00 PM	2023-3442	321	Central	

Percentage of incidents overlapping from total incidents in month, year. Compared incident time range as either Alarm to Cancel or Alarm to Clear for incidents that have either Cancel or Clear time recorded. Reviewed calls only. Group by date. Displays date, incident number, incident type (numeric only), zone, and station.





### OVERLAPPING INCIDENT DETAILS

ALARM	CLEAR/CANCEL	INCIDENT #	INCIDENT TYPE	STATION	ZONE
10/28/2023 2:15:00 PM	10/28/2023 2:41:00 PM	2023-3443	311	Station 2	District 2
<b>10/29/2023</b>					
10/29/2023 12:51:00 PM	10/29/2023 1:11:00 PM	2023-3449	321	Central	
10/29/2023 12:52:00 PM	10/29/2023 1:17:00 PM	2023-3450	321	Central	District 3
<b>10/30/2023</b>					
10/30/2023 7:19:00 AM	10/30/2023 8:23:00 AM	2023-3456	321	Station 4	
10/30/2023 8:12:00 AM	10/30/2023 8:21:00 AM	2023-3457	611	Central	
<b>10/31/2023</b>					
10/31/2023 8:58:00 AM	10/31/2023 9:19:00 AM	2023-3462	321	Central	
10/31/2023 9:11:00 AM	10/31/2023 9:47:00 AM	2023-3463	324	Central	
10/31/2023 9:23:00 AM	10/31/2023 9:41:00 AM	2023-3464	412	Station 3	
10/31/2023 4:42:00 PM	10/31/2023 5:04:00 PM	2023-3468	321	Central	
10/31/2023 4:44:00 PM	10/31/2023 5:06:00 PM	2023-3469	321	Central	
10/31/2023 7:22:00 PM	10/31/2023 8:03:00 PM	2023-3470	324	Station 3	
10/31/2023 7:46:00 PM	10/31/2023 7:59:00 PM	2023-3471	324	Central	
10/31/2023 9:44:00 PM	10/31/2023 10:15:00 PM	2023-3472	322	Station 2	
10/31/2023 9:55:00 PM	10/31/2023 10:09:00 PM	2023-3473	600	Station 4	

Percentage of incidents overlapping from total incidents in month, year. Compared incident time range as either Alarm to Cancel or Alarm to Clear for incidents that have either Cancel or Clear time recorded. Reviewed calls only. Group by date. Displays date, incident number, incident type (numeric only), zone, and station.





# Mission Fire Department

## Career Development Division

Monthly Report for October 2023

**To:** Adrian Garcia, Fire Chief

**From:** Richard A. Cruz, Deputy Chief

**Re:** Career Development Division Report for October 2023

---

Our current online training platform was recently acquired by another company. We spent this month transitioning from our old platform to our new one. Employees were able to save all their data and certificates from the old software. They were assigned new login information and set up their new accounts on the new platform.

EMS training has been our top priority this month. We have been training around the clock to keep our skills sharp. We have been utilizing our newly purchased training equipment to be able to perform hands-on skills and train.

This month, three of our staff members who are already Emergency Medical Technicians at the Basic level, started a six-month Paramedic course that is being held in Mercedes, TX. These students will be attending class 8 to 12 hours each day, Monday through Friday each week for the duration of the program. The course includes classroom instruction, hands-on skills, hospital rotations, and ambulance ride-outs. When students complete the course in July of this year, they will be eligible to test out with the National Registry of EMTs and be certified as Paramedics. In turn, they will be able to fill in the role of "lead" medic on our ambulance unit. This is to maintain the level of Mobile Intensive Care Unit status and provide the best care possible to the citizens of Mission.

This month, all of our suppression groups did a pre-fire plan/building familiarization walk thru of the Rio Juice Company on Conway & Expy 83. This facility imports citrus fruit from around the area and cans juice and bi-products. Our crews were able to get a first hand look at the operation and identify any hazards. This helps us prepare for emergency situations that may arise while responding to that location.

The CDD met with probationary firefighters Shift Captain and LT's to discuss their performance evaluations. Each officer was able to give their input on the firefighter's performance.

Three of our personnel attended an Emergency Vehicle Operator "Train-the-Trainer" in Raymondville, TX. This course was able to certify these students as Instructors for the credentialed course. We will now come back and teach the certification course to all of our personnel with the provided program and curriculum.

At the end of the month, all of our crews participated in Hazardous Materials Technician refresher course. This involved reviewing decontamination procedures at an emergency call and getting into the proper personal protective equipment and performing specific skills.

***"Train Like Your Life Depends on it...Because It Does!"***

**Training Hours for October 2023 - TOTAL: 1,610**

**Fire:** 359 hours  
Classroom/Online: 20 hours  
Hands-On/Skills: 311 hours      Drone: 24 hours  
**EMS:** 555 hours  
**Special Ops:** 0 hours  
**Haz-Mat:** 696 hours

**Training Hours for Year-to-Date 2023 - TOTAL: 1,610**

**Fire:** 359 hours  
Classroom/Online: 20 hours  
Hands-On/Skills: 311 hours      Drone: 20 hours  
**EMS:** 55 hours  
**Special Ops:** 0 hours  
**Haz-Mat:** 696 hours

Respectfully



Richard A. Cruz  
Deputy Chief  
Career Development Division

# MISSION FIRE DEPARTMENT

**Emergency Ambulance Response Report**

**OCTOBER 2023**



**Dedicated to the Community we Protect... and Serve”**



Previous Month v Oct 1, 2023 - Oct 31, 2023 v

Counts

% Rows

% Columns

All

Week Ending	10/1/23	10/8/23	10/15/23	10/22/23	10/29/23	11/5/23	11/12/23	11/19/23	11/26/23	12/3/23	12/10/23	12/17/23	12/24/23	Total
Abdominal Pain	0.83%	4.13%	0.83%	3.31%	1.65%									10.74%
Acute Respiratory Distress (Dyspnea)			2.48%	0.83%	1.65%	0.83%								5.79%
Altered Mental Status				0.83%	2.48%	0.83%								4.13%
Anxiety reaction/Emot... upset		0.83%		0.83%	0.83%									2.48%
Back Pain		1.65%		0.83%	1.65%	0.83%								4.96%
Burn					1.65%									1.65%
Cardiac arrhythmia/dy..		0.83%												0.83%
Chest Pain / Discomfort				0.83%	0.83%									1.65%
Chest Pain, Other (Non-Cardiac)				0.83%										0.83%
Convulsions			0.83%	0.83%	0.83%									2.48%
Diarrhea			0.83%	0.83%										1.65%
Dizziness		0.83%		0.83%										1.65%
Epistaxis	0.83%													0.83%
Extremity Pain	0.83%	1.65%	0.83%	0.83%		0.83%								4.96%
Fatigue					0.83%									0.83%
Febrile Seizures				0.83%										0.83%
Fever			0.83%	0.83%										1.65%
Generalized Weakness		1.65%		0.83%	0.83%									3.31%
Headache	0.83%				0.83%									1.65%
Hypertension			0.83%		0.83%									1.65%
Injury	0.83%	4.96%	3.31%	4.13%		1.65%								14.88%
Laceration/Ab... (minor surface trauma)				0.83%										0.83%
Mental disorder						0.83%								0.83%
Nausea		1.65%												1.65%
No Complaints or Injury/Illness Noted		2.48%	0.83%	0.83%	4.13%	0.83%								9.09%

Week Ending	10/1/23	10/8/23	10/15/23	10/22/23	10/29/23	11/5/23	11/12/23	11/19/23	11/26/23	12/3/23	12/10/23	12/17/23	12/24/23	Total
Obvious Death		0.83%		1.65%	0.83%									3.31%
Overdose - Other opioids						0.83%								0.83%
Overdose - Synthetic marijuana				0.83%										0.83%
Overdose - Unspecified			0.83%											0.83%
Pain (Non-Traumatic)			0.83%											0.83%
Pelvic and Perineal Pain			0.83%											0.83%
Pregnancy related conditions				0.83%										0.83%
Respiratory disorder		0.83%												0.83%
Stroke				0.83%										0.83%
Suicide attempt	0.83%													0.83%
Syncope / Fainting	0.83%		0.83%	2.48%	1.65%									5.79%
Urinary system disorder				1.65%										1.65%
<b>Total</b>	<b>5.79%</b>	<b>22.31%</b>	<b>14.88%</b>	<b>28.1%</b>	<b>21.49%</b>	<b>7.44%</b>								<b>100%</b>



Previous Month ▾ Oct 1, 2023 - Oct 31, 2023 ▾

**07:08**

MM:SS  
Average Response Time

**64%**

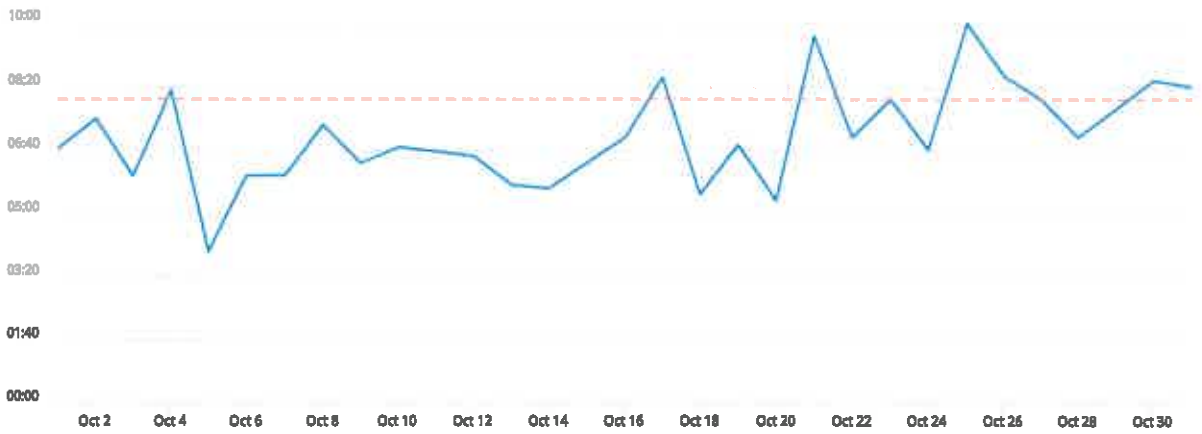
OF RESPONSES  
Response Time < 08:00

**31**

DAYS  
In Selected Time Slice

**88**

UNIT RESPONSES  
In Selected Time Slice



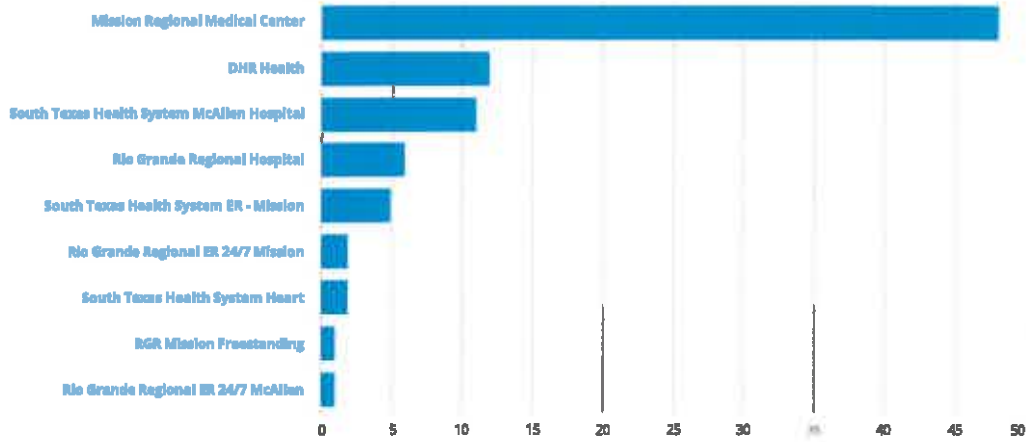
Counts	% Rows		% Columns		All									
Week Ending	10/1/23	10/8/23	10/15/23	10/22/23	10/29/23	11/5/23	11/12/23	11/19/23	11/26/23	12/3/23	12/10/23	12/17/23	12/24/23	Total
00:00 - 04:59	1.14%	2.27%	3.41%	6.82%										13.64%
05:00 - 07:59	5.68%	10.23%	11.36%	12.5%	7.95%	2.27%								50%
08:00 - 08:59		4.55%	1.14%	2.27%	4.55%	1.14%								13.64%
09:00 - 09:59		1.14%			1.14%									2.27%
10:00 - 11:59		1.14%	2.27%	3.41%	4.55%	2.27%								13.64%
12:00 - 14:59	1.14%	1.14%		2.27%										4.55%
15:00 - 16:59				1.14%										1.14%
17:00 - 17:59				1.14%										1.14%
18:00 - 19:59														
20:00 - 29:59														
30:00 - 59:59														
<b>Total</b>	<b>7.95%</b>	<b>20.45%</b>	<b>18.18%</b>	<b>29.55%</b>	<b>18.18%</b>	<b>5.68%</b>								<b>100%</b>
Exceptions														0%



Previous Month ▾ Oct 1, 2023 - Oct 31, 2023 ▾

**88**  
RECORDS  
In Selected Time Slice

**31**  
DAYS  
In Selected Time Slice



Week Ending	Counts												Total	
	10/1/23	10/8/23	10/15/23	10/22/23	10/29/23	11/5/23	11/12/23	11/19/23	11/26/23	12/3/23	12/10/23	12/17/23		12/24/23
DHR Health	2.27%	2.27%	2.27%	4.55%	2.27%									13.64%
Mission Regional Medical Center	1.14%	14.77%	12.5%	13.64%	9.09%	3.41%								54.55%
RGR Mission Freestanding				1.14%										1.14%
Rio Grande Regional ER 24/7 McAllen	1.14%													1.14%
Rio Grande Regional ER 24/7 Mission	1.14%			1.14%										2.27%
Rio Grande Regional Hospital	1.14%			2.27%	2.27%	1.14%								6.82%
South Texas Health System ER - Mission		1.14%	1.14%	2.27%	1.14%									5.68%
South Texas Health System Heart		1.14%			1.14%									2.27%
South Texas Health System McAllen Hospital	1.14%	1.14%	2.27%	4.55%	2.27%	1.14%								12.5%
<b>Total</b>	<b>7.95%</b>	<b>20.45%</b>	<b>18.18%</b>	<b>29.55%</b>	<b>18.18%</b>	<b>5.68%</b>								<b>100%</b>

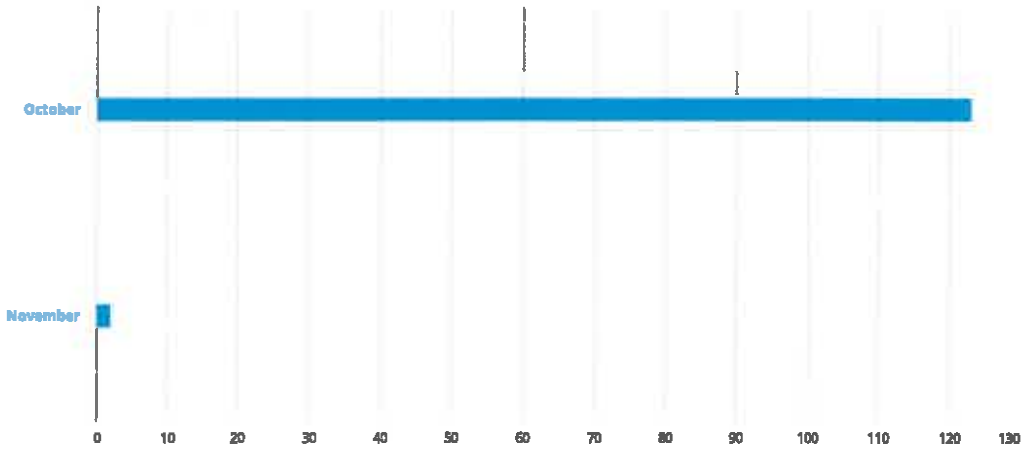
Previous Month ▾ Oct 1, 2023 - Oct 31, 2023 ▾

**70%**  
TRANSPORTS  
Percentage of Patient Encounters

**21%**  
NON TRANSPORTS  
Percentage of Patient Encounters

**9%**  
OTHER DISPOSITIONS  
Percentage of Patient Encounters

**125**  
RECORDS  
In Selected Time Slice



**31**  
DAYS  
In Selected Time Slice

- Counts
- % Rows
- % Columns
- % All

Week Ending	10/1/23	10/8/23	10/15/23	10/22/23	10/29/23	11/5/23	11/12/23	11/19/23	11/26/23	12/3/23	12/10/23	12/17/23	12/24/23	Total
October	7	27	18	34	28	9								123
November						2								2
Total	7	27	18	34	28	11								125



# Closing Balance Summary for Period

11/08/23

Page 1 of 1

Transaction Date	GreaterThanOrEqualTo	10/1/2023
Transaction Date	LessThanOrEqualTo	10/31/2023
Company Code	Equal	216 City of Mission

216 City of Mission	AR Previous Balance:	\$651,158.34
---------------------	----------------------	--------------

Charges in Period	\$137,940.00
Credits	(\$107,447.74)
Charge Adjustments	\$4,860.00
<b>Total AR Change for</b>	<b>\$35,352.26</b>

Charges in Period	\$137,940.00
Credits	(\$107,447.74)
Charge Adjustments	\$4,860.00
<b>Accounts Receivable Change</b>	<b>\$35,352.26</b>

<b>Total Balance Forward:</b>	<b>\$686,510.60</b>
-------------------------------	---------------------



216 City of Mission  
 Executive Summary - 10/01/23 to 10/31/23

	Oct-23	Totals
Gross Charges	\$142,800.00	\$142,800.00
Cash Collections	(\$40,403.87)	(\$40,403.87)
Gross Charge/Txp	\$1,373.08	\$1,373.08
Cash/Txp (CPT)	\$388.50	\$388.50
<b>Payer Mix</b>		
Medicare	19.2%	19.2%
Medicald	13.5%	13.5%
Insurance	2.9%	2.9%
Private Pay	16.3%	16.3%
<b>Level of Service</b>		
ALS - Advanced Life Support A0427	77.88%	77.88%
ALS-2 Emergency A0433	0.00%	0.00%
BLS - Basic Life Support A0429	22.12%	22.12%
<b>Level of Service Volume</b>		
Total	104	104
ALS - Advanced Life Support A0427	81	81
ALS-2 Emergency A0433	0	0
BLS - Basic Life Support A0429	23	23
Ground Mileage A0425	567	567

**MISSION  
FIRE DEPARTMENT  
MONTHLY REPORTS  
NOVEMBER 2023**



**“Dedicated to the Community we Protect... and Serve”**



# Mission Fire Department

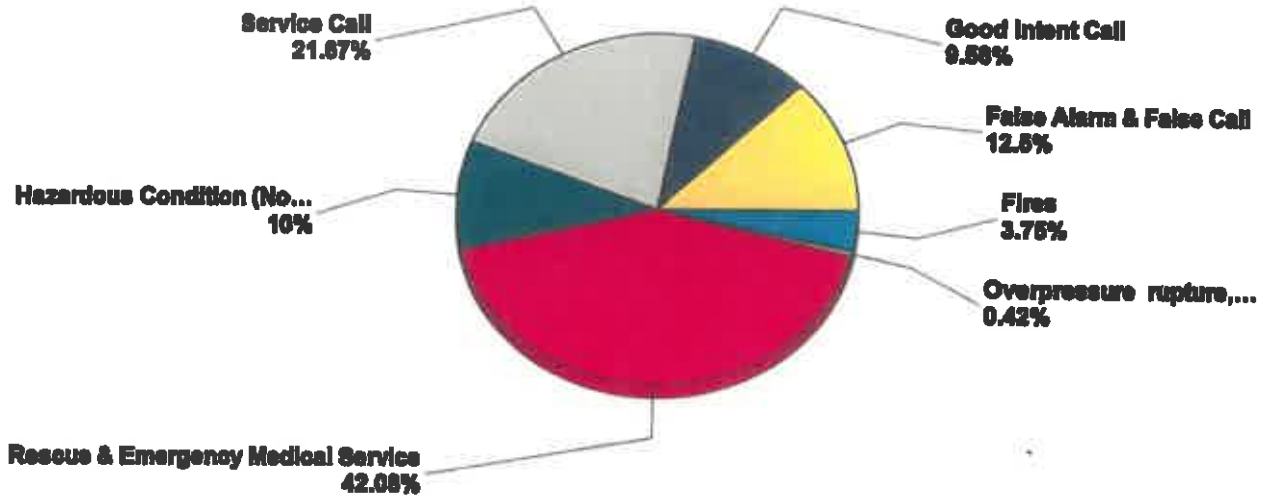
Mission, TX

This report was generated on 12/11/2023 10:30:05 AM



## Breakdown by Major Incident Types for Date Range

Zone(s): All Zones | Start Date: 11/01/2023 | End Date: 11/30/2023



MAJOR INCIDENT TYPE	# INCIDENTS	% of TOTAL
Fires	9	3.75%
Overpressure rupture, explosion, overheating - no fire	1	0.42%
Rescue & Emergency Medical Service	101	42.08%
Hazardous Condition (No Fire)	24	10%
Service Call	52	21.67%
Good Intent Call	23	9.58%
False Alarm & False Call	30	12.5%
<b>TOTAL</b>	<b>240</b>	<b>100%</b>

Only REVIEWED and/or LOCKED IMPORTED incidents are included. Summary results for a major incident type are not displayed if the count is zero.



Detailed Breakdown by Incident Type

INCIDENT TYPE	# INCIDENTS	% of TOTAL
100 - Fire, other	1	0.42%
121 - Fire in mobile home used as fixed residence	1	0.42%
131 - Passenger vehicle fire	2	0.83%
142 - Brush or brush-and-grass mixture fire	2	0.83%
143 - Grass fire	1	0.42%
162 - Garbage dump or sanitary landfill fire	1	0.42%
162 - Outside equipment fire	1	0.42%
221 - Overpressure rupture of air or gas pipe/pipeline	1	0.42%
311 - Medical assist, assist EMS crew	6	2.5%
320 - Emergency medical service, other	8	3.33%
321 - EMS call, excluding vehicle accident with injury	67	27.92%
322 - Motor vehicle accident with injuries	11	4.58%
324 - Motor vehicle accident with no injuries	6	2.5%
331 - Lock-in (if lock out, use 611)	2	0.83%
351 - Extrication of victim(s) from building/structure	1	0.42%
411 - Gasoline or other flammable liquid spill	2	0.83%
412 - Gas leak (natural gas or LPG)	9	3.75%
424 - Carbon monoxide incident	1	0.42%
440 - Electrical wiring/equipment problem, other	8	3.33%
441 - Heat from short circuit (wiring), defective/worn	1	0.42%
446 - Arcing, shorted electrical equipment	3	1.25%
500 - Service Call, other	2	0.83%
510 - Person in distress, other	4	1.67%
511 - Lock-out	1	0.42%
512 - Ring or jewelry removal	1	0.42%
520 - Water problem, other	3	1.25%
522 - Water or steam leak	1	0.42%
531 - Smoke or odor removal	1	0.42%
542 - Animal rescue	4	1.67%
550 - Public service assistance, other	1	0.42%
551 - Assist police or other governmental agency	4	1.67%
553 - Public service	1	0.42%
554 - Assist invalid	25	10.42%
581 - Unauthorized burning	4	1.67%
600 - Good intent call, other	2	0.83%
611 - Dispatched & cancelled en route	7	2.82%
622 - No incident found on arrival at dispatch address	6	2.5%
631 - Authorized controlled burning	2	0.83%
651 - Smoke scare, odor of smoke	4	1.67%
663 - Smoke from barbecue, tar kettle	1	0.42%
661 - EMS call, party transported by non-fire agency	1	0.42%
711 - Municipal alarm system, malicious false alarm	2	0.83%
730 - System malfunction, other	1	0.42%
733 - Smoke detector activation due to malfunction	1	0.42%
735 - Alarm system sounded due to malfunction	4	1.67%
736 - CO detector activation due to malfunction	1	0.42%
740 - Unintentional transmission of alarm, other	2	0.83%
743 - Smoke detector activation, no fire - unintentional	6	2.5%
744 - Detector activation, no fire - unintentional	4	1.67%
745 - Alarm system activation, no fire - unintentional	9	3.75%
<b>TOTAL INCIDENTS:</b>	<b>240</b>	<b>100%</b>

Only REVIEWED and/or LOCKED IMPORTED incidents are included. Summary results for a major incident type are not displayed if the count is zero.



# Mission Fire Department

Mission, TX

This report was generated on 12/11/2023 10:43:23 AM



## Incident Statistics with Alarm to Arrival

Start Date: 11/01/2023 | End Date: 11/30/2023

INCIDENT COUNT	
INCIDENT TYPE	# INCIDENTS
EMS	101
FIRE	139
<b>TOTAL</b>	<b>240</b>

TOTAL TRANSPORTS (N2 and N3)			
APPARATUS	# of APPARATUS TRANSPORTS	# of PATIENT TRANSPORTS	TOTAL # of PATIENT CONTACTS
<b>TOTAL</b>			

PRE-INCIDENT VALUE	LOSSES
\$0.00	\$0.00

CO CHECKS	
424 - Carbon monoxide incident	1
736 - CO detector activation due to malfunction	1
<b>TOTAL</b>	<b>2</b>

MUTUAL AID	
Aid Type	Total
Aid Given	2
Aid Received	1

OVERLAPPING CALLS	
# OVERLAPPING	% OVERLAPPING
81	33.75

LIGHTS AND SIREN - AVERAGE RESPONSE TIME (Dispatch to Arrival)		
Station	EMS	FIRE
Central	0:07:09	0:06:53
Station 2	0:06:18	0:15:26
Station 3	0:07:45	0:07:35
Station 4	0:05:47	0:10:43
Station 5	0:08:05	0:08:12
	<b>AVERAGE FOR ALL CALLS</b>	<b>0:07:34</b>

LIGHTS AND SIREN - AVERAGE RESPONSE TIME (Alarm to Arrival)		
Station	EMS	FIRE
Central	0:07:14	0:07:25
Station 2	0:06:32	0:18:37
Station 3	0:07:46	0:08:10

Custom Report. Only Reviewed Incidents included. CO Checks only includes Incident Types: 424, 736 and 734. # Apparatus Transports = # of incidents where apparatus transported. # Patient Transports = All patients transported by EMS. #Patient Contacts = # of PCR contacted by apparatus. This report now returns both NEMIS 2 & 3 data as appropriate. For overlapping calls that span over multiple days, total per month will not equal Total count for year.



Station 4	0:05:50	0:10:57
Station 5	0:11:15	0:08:20
<b>AVERAGE FOR ALL CALLS</b>		<b>0:07:55</b>

**LIGHTS AND SIREN - AVERAGE TURNOUT TIME (Dispatch to Enroute)**

Station	EMS	FIRE
Central	0:01:27	0:01:33
Station 2	0:01:34	0:09:07
Station 3	0:01:45	0:01:24
Station 4	0:01:05	0:02:20
Station 5	0:00:54	0:00:51
<b>AVERAGE FOR ALL CALLS</b>		<b>0:01:42</b>

**AGENCY**

**AVERAGE TIME ON SCENE (MM:SS)**

Mission Fire Department

23:08

Custom Report. Only Reviewed Incidents Included. CO Checks only includes Incident Types: 424, 736 and 734. # Apparatus Transports = # of Incidents where apparatus transported. # Patient Transports = All patients transported by EMS. #Patient Contacts = # of PCR contacted by apparatus. This report now returns both NEMIS 2 & 3 data as appropriate. For overlapping calls that span over multiple days, total per month will not equal Total count for year.





# Mission Fire Department

Mission, TX

This report was generated on 12/11/2023 10:44:28 AM



## Incident Type Count per Station for Date Range

Start Date: 11/01/2023 | End Date: 11/30/2023

INCIDENT TYPE	# INCIDENTS
<b>Station: 1 - CENTRAL</b>	
131 - Passenger vehicle fire	2
221 - Overpressure rupture of air or gas pipe/pipeline	1
311 - Medical assist, assist EMS crew	2
320 - Emergency medical service, other	7
321 - EMS call, excluding vehicle accident with injury	41
322 - Motor vehicle accident with injuries	2
324 - Motor vehicle accident with no injuries.	1
351 - Extrication of victim(s) from building/structure	1
412 - Gas leak (natural gas or LPG)	2
440 - Electrical wiring/equipment problem, other	4
441 - Heat from short circuit (wiring), defective/worn	1
445 - Arcing, shorted electrical equipment	2
500 - Service Call, other	1
512 - Ring or jewelry removal	1
542 - Animal rescue	1
551 - Assist police or other governmental agency	2
554 - Assist invalid	5
561 - Unauthorized burning	1
600 - Good intent call, other	1
611 - Dispatched & cancelled en route	3
651 - Smoke scare, odor of smoke	2
711 - Municipal alarm system, malicious false alarm	2
735 - Alarm system sounded due to malfunction	1
745 - Alarm system activation, no fire - unintentional	1
<b># Incidents for 1 - Central:</b>	<b>87</b>

## Station: 2 - STATION 2

143 - Grass fire	1
152 - Garbage dump or sanitary landfill fire	1
320 - Emergency medical service, other	1
321 - EMS call, excluding vehicle accident with injury	10
322 - Motor vehicle accident with injuries	3
324 - Motor vehicle accident with no injuries.	2
412 - Gas leak (natural gas or LPG)	4
424 - Carbon monoxide incident	1
440 - Electrical wiring/equipment problem, other	2

Only REVIEWED Incidents included.

INCIDENT TYPE	# INCIDENTS
531 - Smoke or odor removal	1
542 - Animal rescue	1
550 - Public service assistance, other	1
553 - Public service	1
554 - Assist invalid	7
581 - Unauthorized burning	1
611 - Dispatched & cancelled en route	2
622 - No incident found on arrival at dispatch address	1
653 - Smoke from barbecue, tar kettle	1
661 - EMS call, party transported by non-fire agency	1
743 - Smoke detector activation, no fire - unintentional	2
744 - Detector activation, no fire - unintentional	1
<b># Incidents for 2 - Station 2:</b>	<b>45</b>

<b>Station: 3 - STATION 3</b>	
142 - Brush or brush-and-grease mixture fire	2
321 - EMS call, excluding vehicle accident with injury	5
322 - Motor vehicle accident with injuries	1
324 - Motor vehicle accident with no injuries.	1
331 - Lock-in (if lock out , use 511 )	1
411 - Gasoline or other flammable liquid spill	1
412 - Gas leak (natural gas or LPG)	3
440 - Electrical wiring/equipment problem, other	1
500 - Service Call, other	1
511 - Lock-out	1
522 - Water or steam leak	1
554 - Assist invalid	10
611 - Dispatched & cancelled en route	1
622 - No incident found on arrival at dispatch address	1
651 - Smoke scare, odor of smoke	2
733 - Smoke detector activation due to malfunction	1
735 - Alarm system sounded due to malfunction	3
743 - Smoke detector activation, no fire - unintentional	3
744 - Detector activation, no fire - unintentional	2
745 - Alarm system activation, no fire - unintentional	4
<b># Incidents for 3 - Station 3:</b>	<b>48</b>

<b>Station: 4 - STATION 4</b>	
100 - Fire, other	1
121 - Fire in mobile home used as fixed residence	1
162 - Outside equipment fire	1
311 - Medical assist, assist EMS crew	4
321 - EMS call, excluding vehicle accident with injury	7
322 - Motor vehicle accident with injuries	2

Only REVIEWED incidents included.



INCIDENT TYPE	# INCIDENTS
324 - Motor vehicle accident with no injuries.	1
331 - Lock-In (if lock out , use 611 )	1
510 - Person in distress, other	3
542 - Animal rescue	2
551 - Assist police or other governmental agency	1
554 - Assist invalid	3
581 - Unauthorized burning	2
600 - Good intent call, other	1
611 - Dispatched & cancelled en route	1
622 - No incident found on arrival at dispatch address	1
631 - Authorized controlled burning	2
736 - CO detector activation due to malfunction	1
740 - Unintentional transmission of alarm, other	1
743 - Smoke detector activation, no fire - unintentional	1
744 - Detector activation, no fire - unintentional	1
745 - Alarm system activation, no fire - unintentional	2
<b># incidents for 4 - Station 4:</b>	<b>40</b>

**Station: 5 - STATION 5**

321 - EMS call, excluding vehicle accident with injury	4
322 - Motor vehicle accident with injuries	3
324 - Motor vehicle accident with no injuries.	1
411 - Gasoline or other flammable liquid spill	1
440 - Electrical wiring/equipment problem, other	1
445 - Arcing, shorted electrical equipment	1
510 - Person in distress, other	1
520 - Water problem, other	3
551 - Assist police or other governmental agency	1
622 - No incident found on arrival at dispatch address	3
730 - System malfunction, other	1
740 - Unintentional transmission of alarm, other	1
745 - Alarm system activation, no fire - unintentional	2
<b># incidents for 5 - Station 5:</b>	<b>23</b>

Only REVIEWED incidents included.



# Mission Fire Department

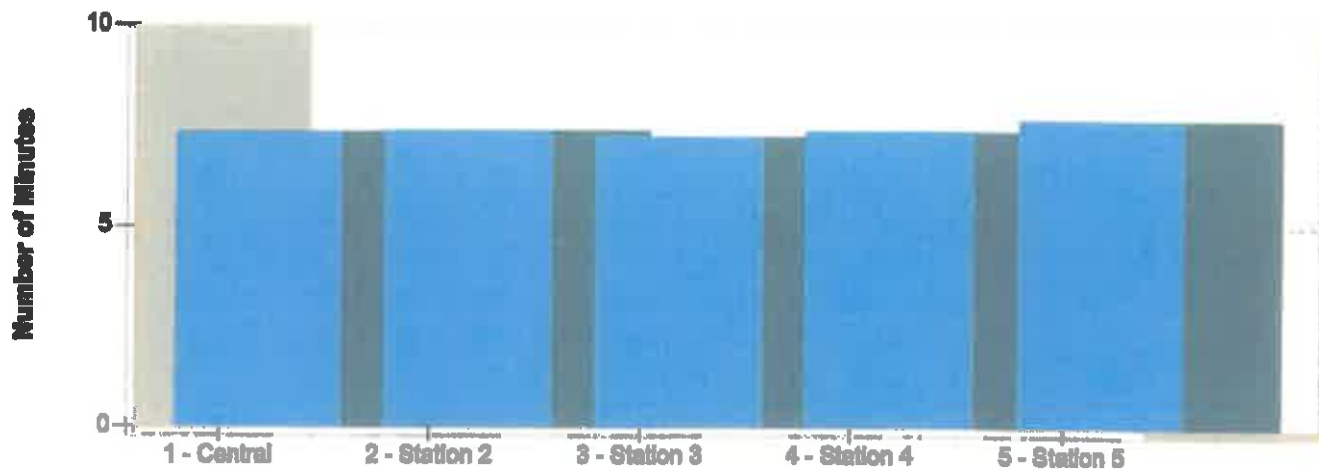
Mission, TX

This report was generated on 12/11/2023 10:44:54 AM



## Average Response Time per Station for Date Range

Start Date: 11/01/2023 | End Date: 11/30/2023



STATION	AVERAGE RESPONSE MM:SS (Dispatch to Arrived)
1 - Central	7:22
2 - Station 2	7:24
3 - Station 3	7:15
4 - Station 4	7:23
5 - Station 5	7:41

**AVERAGE RESPONSE TIME** calculated from the average time difference between DISPATCH and ARRIVED times on Basic Info 4. Only REVIEWED incidents included.



emergencyreporting.com

Doc Id: 68

Page # 1 of 1

# Mission Fire Department

Mission, TX

This report was generated on 12/11/2023 10:45:18 AM



## Count of Overlapping Incidents for Date Range

Start Date: 11/01/2023 | End Date: 11/30/2023

# OVERLAPPING	% OVERLAPPING	TOTAL
81	33.75	240

OVERLAPPING INCIDENT DETAILS					
ALARM	CLEAR/CANCEL	INCIDENT #	INCIDENT TYPE	STATION	ZONE
<b>11/1/2023</b>					
11/1/2023 8:29:00 AM	11/1/2023 8:48:00 AM	2023-3475	744	Station 4	
11/1/2023 8:36:00 AM	11/1/2023 8:54:00 AM	2023-3476	412	Central	
11/1/2023 7:10:00 PM	11/1/2023 7:36:00 PM	2023-3482	321	Central	
11/1/2023 7:16:00 PM	11/1/2023 7:46:00 PM	2023-3483	321	Central	
11/1/2023 7:31:00 PM	11/1/2023 7:58:00 PM	2023-3484	321	Station 3	
11/1/2023 7:56:00 PM	11/1/2023 8:26:00 PM	2023-3485	321	Central	
<b>11/2/2023</b>					
11/2/2023 9:38:00 AM	11/2/2023 9:56:00 AM	2023-3488	735	Central	
11/2/2023 9:53:00 AM	11/2/2023 10:10:00 AM	2023-3489	322	Station 4	
11/2/2023 6:03:00 PM	11/2/2023 6:34:00 PM	2023-3491	321	Central	
11/2/2023 6:28:00 PM	11/2/2023 7:09:00 PM	2023-3492	142	Station 3	
11/2/2023 6:42:00 PM	11/3/2023 1:29:00 AM	2023-3493	182	Station 2	District 2
11/2/2023 9:52:00 PM	11/2/2023 10:09:00 PM	2023-3494	440	Station 3	
<b>11/3/2023</b>					
11/3/2023 11:56:00 AM	11/3/2023 12:16:00 PM	2023-3498	321	Central	
11/3/2023 12:01:00 PM	11/3/2023 12:03:00 PM	2023-3499	611	Central	
11/3/2023 12:38:00 PM	11/3/2023 1:07:00 PM	2023-3500	322	Central	
11/3/2023 12:41:00 PM	11/3/2023 1:06:00 PM	2023-3501	321	Station 4	
11/3/2023 1:30:00 PM	11/3/2023 2:04:00 PM	2023-3502	322	Central	
11/3/2023 1:35:00 PM	11/3/2023 1:57:00 PM	2023-3503	321	Central	
11/3/2023 6:18:00 PM	11/3/2023 6:41:00 PM	2023-3505	320	Central	
11/3/2023 6:19:00 PM	11/3/2023 6:54:00 PM	2023-3506	321	Central	
11/3/2023 6:52:00 PM	11/3/2023 7:16:00 PM	2023-3507	745	Station 3	
<b>11/4/2023</b>					
11/4/2023 7:45:00 AM	11/4/2023 8:02:00 AM	2023-3510	800	Station 4	
11/4/2023 7:49:00 AM	11/4/2023 8:03:00 AM	2023-3511	321	Station 2	
<b>11/6/2023</b>					
11/6/2023 10:27:00 AM	11/6/2023 10:40:00 AM	2023-3531	611	Station 4	
11/6/2023 10:36:00 AM	11/6/2023 10:57:00 AM	2023-3532	131	Central	
<b>11/7/2023</b>					
11/7/2023 10:48:00 AM	11/7/2023 11:06:00 AM	2023-3537	440	Central	
11/7/2023 10:52:00 AM	11/7/2023 11:12:00 AM	2023-3538	654	Station 3	

Percentage of incidents overlapping from total incidents in month, year. Compared incident time range as either Alarm to Cancel or Alarm to Clear for incidents that have either Cancel or Clear time recorded. Reviewed calls only. Group by date. Displays date, incident number, incident type (numeric only), zone, and station.



**OVERLAPPING INCIDENT DETAILS**

ALARM	CLEAR/CANCEL	INCIDENT #	INCIDENT TYPE	STATION	ZONE
11/7/2023 2:05:00 PM	11/7/2023 4:39:00 PM	2023-3539	100	Station 4	
11/7/2023 4:14:00 PM	11/7/2023 4:20:00 PM	2023-3540	651	Central	
<b>11/8/2023</b>					
11/8/2023 3:18:00 PM	11/8/2023 3:40:00 PM	2023-3547	311	Station 4	
11/8/2023 3:20:00 PM	11/8/2023 3:53:00 PM	2023-3548	440	Central	
<b>11/9/2023</b>					
11/9/2023 8:19:00 PM	11/9/2023 8:32:00 PM	2023-3554	745	Station 5	
11/9/2023 8:21:00 PM	11/9/2023 8:39:00 PM	2023-3555	631	Station 4	
11/9/2023 8:38:00 PM	11/9/2023 9:28:00 PM	2023-3556	564	Station 3	
11/9/2023 8:48:00 PM	11/9/2023 9:08:00 PM	2023-3557	321	Station 2	
<b>11/10/2023</b>					
11/10/2023 6:59:00 PM	11/10/2023 8:21:00 PM	2023-3562	735	Station 3	
11/10/2023 8:08:00 PM	11/10/2023 8:42:00 PM	2023-3563	321	Central	
11/10/2023 8:28:00 PM	11/10/2023 8:42:00 PM	2023-3564	743	Station 2	
<b>11/12/2023</b>					
11/12/2023 11:34:00 PM	11/13/2023 12:39:00 AM	2023-3582	322	Station 5	
<b>11/13/2023</b>					
11/13/2023 12:34:00 AM	11/13/2023 1:21:00 AM	2023-3583	321	Station 2	
11/13/2023 10:44:00 AM	11/13/2023 12:19:00 PM	2023-3585	162	Station 4	
11/13/2023 11:29:00 AM	11/13/2023 11:39:00 AM	2023-3586	622	Station 5	
<b>11/14/2023</b>					
11/14/2023 11:12:00 AM	11/14/2023 11:50:00 AM	2023-3592	351	Central	
11/14/2023 11:16:00 AM	11/14/2023 11:30:00 AM	2023-3593	331	Station 4	
11/14/2023 3:48:00 PM	11/14/2023 4:41:00 PM	2023-3594	445	Central	
11/14/2023 4:21:00 PM	11/14/2023 4:34:00 PM	2023-3595	321	Station 4	
<b>11/15/2023</b>					
11/15/2023 2:52:00 PM	11/15/2023 4:52:00 PM	2023-3601	412	Central	
11/15/2023 3:06:00 PM	11/15/2023 3:22:00 PM	2023-3602	554	Station 4	
11/15/2023 8:32:00 PM	11/15/2023 8:39:00 PM	2023-3605	440	Station 5	
11/15/2023 9:18:00 PM	11/15/2023 9:44:00 PM	2023-3606	311	Station 4	
<b>11/16/2023</b>					
11/16/2023 10:58:00 PM	11/16/2023 11:23:00 PM	2023-3616	412	Station 2	
11/16/2023 11:15:00 PM	11/16/2023 11:34:00 PM	2023-3617	440	Central	
<b>11/17/2023</b>					
11/17/2023 6:07:00 PM	11/17/2023 6:47:00 PM	2023-3623	743	Station 2	
11/17/2023 6:32:00 PM	11/17/2023 7:08:00 PM	2023-3624	321	Central	
<b>11/18/2023</b>					
11/18/2023 5:01:00 PM	11/18/2023 5:23:00 PM	2023-3628	321	Station 5	
11/18/2023 5:20:00 PM	11/18/2023 5:36:00 PM	2023-3629	321	Station 5	
11/18/2023 5:28:00 PM	11/18/2023 5:43:00 PM	2023-3630	321	Central	

Percentage of incidents overlapping from total incidents in month, year. Compared incident time range as either Alarm to Cancel or Alarm to Clear for incidents that have either Cancel or Clear time recorded. Reviewed calls only. Group by date. Displays date, incident number, incident type (numeric only), zone, and station.





**OVERLAPPING INCIDENT DETAILS**

ALARM	CLEAR/CANCEL	INCIDENT #	INCIDENT TYPE	STATION	ZONE
<b>11/21/2023</b>					
11/21/2023 5:47:00 PM	11/21/2023 6:43:00 PM	2023-3648	322	Station 2	
11/21/2023 6:51:00 PM	11/21/2023 6:34:00 PM	2023-3649	321	Station 4	
11/21/2023 6:29:00 PM	11/21/2023 6:45:00 PM	2023-3650	324	Station 3	
11/21/2023 10:24:00 PM	11/21/2023 10:57:00 PM	2023-3651	424	Station 2	
11/21/2023 10:56:00 PM	11/21/2023 11:15:00 PM	2023-3652	321	Central	
<b>11/22/2023</b>					
11/22/2023 8:55:00 PM	11/22/2023 8:14:00 PM	2023-3658	221	Central	
11/22/2023 8:55:00 PM	11/22/2023 9:53:00 PM	2023-3660	321	Station 6	
<b>11/25/2023</b>					
11/25/2023 3:07:00 PM	11/25/2023 3:40:00 PM	2023-3673	321	Central	
11/25/2023 3:06:00 PM	11/25/2023 3:36:00 PM	2023-3674	321	Central	
<b>11/26/2023</b>					
11/26/2023 2:49:00 AM	11/26/2023 3:20:00 AM	2023-3676	311	Station 4	
11/26/2023 2:52:00 AM	11/26/2023 3:23:00 AM	2023-3677	322	Station 2	
11/26/2023 3:12:00 AM	11/26/2023 3:37:00 AM	2023-3678	321	Central	
<b>11/27/2023</b>					
11/27/2023 5:33:00 AM	11/27/2023 6:03:00 AM	2023-3683	321	Central	
11/27/2023 5:47:00 AM	11/27/2023 6:20:00 AM	2023-3684	321	Station 3	District 3
<b>11/28/2023</b>					
11/28/2023 12:36:00 AM	11/28/2023 1:00:00 AM	2023-3683	321	Central	
11/28/2023 12:54:00 AM	11/28/2023 1:08:00 AM	2023-3684	581	Central	
11/28/2023 4:16:00 PM	11/28/2023 4:32:00 PM	2023-3686	511	Station 3	
11/28/2023 4:32:00 PM	11/28/2023 4:48:00 PM	2023-3687	321	Central	
11/28/2023 10:39:00 PM	11/28/2023 11:16:00 PM	2023-3688	321	Central	
11/28/2023 10:57:00 PM	11/28/2023 11:24:00 PM	2023-3689	321	Central	
<b>11/30/2023</b>					
11/30/2023 6:15:00 PM	11/30/2023 6:44:00 PM	2023-3711	321	Station 4	
11/30/2023 6:29:00 PM	11/30/2023 7:09:00 PM	2023-3712	412	Station 3	
11/30/2023 6:29:00 PM	11/30/2023 6:36:00 PM	2023-3713	661	Station 2	
11/30/2023 8:31:00 PM	11/30/2023 8:59:00 PM	2023-3714	321	Central	

Percentage of incidents overlapping from total incidents in month/year. Compared incident time range as either Alarm to Cancel or Alarm to Clear for incidents that have either Cancel or Clear time recorded. Reviewed calls only. Group by date. Displays date, Incident number, Incident type (numeric only), zone, and station.





# Mission Fire Department Career Development Division

*Monthly Report for November 2023*

**To:** Adrian Garcia, Fire Chief  
**From:** Richard A. Cruz, Deputy Chief  
**Re:** Career Development Division Report for November 2023

The training topics for the month were HIPPA for First Responders for the EMS portion, and VEIS (Vent Enter Isolate Search) for the Fire portion. Each topic counts for 2 hours of continuing education hours for the yearly total. The trainings were posted on our online Training software and each personnel completed the trainings on their assigned shift days.

EMS training has been our top priority this month. We have been training around the clock to keep our skills sharp. We have been utilizing our newly purchased training equipment to be able to perform hands-on skills and train.

The CDD hosted two classes for the Regional Fire Academy. The first was CPR/AED and the other was Fire Service History. We continue to assist in the training of local firefighters.

A few of our Paramedics who we have on staff attended a three-day EMS conference in Austin, TX late in the month. There, they were able to get required continuous education hours for the certification. The Paramedics were also informed of upcoming rules and regulations that are regulated by the Texas Department of State Health Services. This was also a great opportunity for them to get caught up on the latest trends in the Emergency Medical field.

Towards the end of the month, the CDD hosted a re-certification course of CPR and AED for our entire staff. Personnel were able to take a refresher course and complete required CPR skills using our EMS training equipment. Trainings like these also help our staff keep our skills sharp out in the field.

All of our fire suppression personnel participated in a Fire Decontamination class hosted by LT H. Salinas. LT Salinas is a volunteer with the Firefighter Cancer Support Network. He taught our staff how to properly "Decon" after a fire so we can reduce the risk of contamination from carcinogens that are produced in these fires.

**Training Hours for November 2023 - TOTAL: 559**

**Fire: 179 hours**  
**Classroom/Online: 0 hours**  
**Hands-On/Skills: 179 hours      Drone: 0 hours**  
**EMS: 380 hours**  
**Special Ops: 0 hours**  
**Haz-Mat: 0 hours**

*"Train Like Your Life Depends on it...Because It Does!"*



**Training Hours for Year-to-Date 2023 - TOTAL: 2,169**

**Fire: 538 hours**  
*Classroom/Online: 20 hours*  
*Hands-On/Skills: 490 hours      Drone: 20 hours*  
**EMS: 435 hours**  
**Special Ops: 0 hours**  
**Haz-Mat: 696 hours**

Respectfully,



Richard A. Cruz  
Deputy Chief  
Career Development Division

***"Train Like Your Life Depends on it...Because It Does!"***

# MISSION FIRE DEPARTMENT

**Emergency Ambulance Response Report**

**NOVEMBER 2023**



**Dedicated to the Community we Protect... and Serve”**



Previous Month v Nov 1, 2023 - Nov 30, 2023 v

Counts % Rows % Columns 42

Week Ending	11/5/23	11/12/23	11/19/23	11/26/23	12/3/23	12/10/23	12/17/23	12/24/23	12/31/23	1/7/24	1/14/24	1/21/24	1/28/24	Total
Abdominal Pain	3.75%	1.25%	3.75%											8.75%
Acute Respiratory Distress (Dyspnea)	2.5%			1.25%	1.25%									5%
Allergic Reaction			1.25%											1.25%
Anaphylaxis			1.25%											1.25%
Anxiety reaction/Emot. upset	2.5%			1.25%										3.75%
Back Pain		1.25%	2.5%											3.75%
Cardiac arrest		1.25%		1.25%										2.5%
Cardiac arrhythmia/dy..	1.25%													1.25%
Chest Pain / Discomfort	1.25%		1.25%	1.25%										3.75%
Chest Pain, Other (Non-Cardiac)	1.25%	3.75%												5%
Convulsions			1.25%		1.25%									2.5%
Diabetic Hypoglycemia	1.25%													1.25%
Dizziness					2.5%									2.5%
Extremity Pain		2.5%		1.25%	1.25%									5%
Fever					2.5%									2.5%
Generalized Weakness	1.25%	3.75%	1.25%		2.5%									8.75%
Headache		1.25%												1.25%
Hypertension				1.25%	1.25%									2.5%
Inhalation Injury (Toxic Gas)				1.25%										1.25%
Injury	3.75%	3.75%	3.75%	3.75%	3.75%									18.75%
Laceration/Ab... (minor surface trauma)		1.25%			1.25%									2.5%
Malaise	1.25%													1.25%
Multiple injuries	1.25%			1.25%										2.5%
Nausea					1.25%									1.25%
No Complaints of Injury/Illness/Weakness	2.5%			2.5%	1.25%									6.25%

Week Ending	11/6/23	11/12/23	11/19/23	11/26/23	12/3/23	12/10/23	12/17/23	12/24/23	12/31/23	1/7/24	1/14/24	1/21/24	1/28/24	Total
Pain (Non-Traumatic)				1.25%										1.25%
Respiratory disorder			1.25%											1.25%
Urinary system disorder			1.25%											1.25%
Total	25.75%	20%	18.75%	17.5%	20%									100%



Previous Month ▾

Nov 1, 2023 - Nov 30, 2023 ▾

# 07:36

MM:SS  
Average Response Time

# 55%

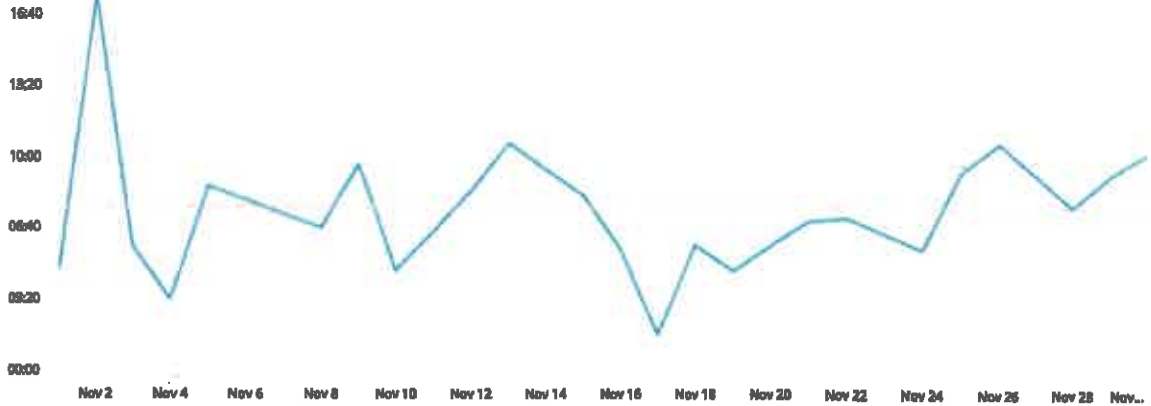
OF RESPONSES  
Response Time < 08:00

# 30

DAYS  
In Selected Time Slice

# 55

UNQ. RESPONSES  
In Selected Time Slice



Counts

% Rows

% Columns

100%

Week Ending	11/5/23	11/12/23	11/19/23	11/26/23	12/3/23	12/10/23	12/17/23	12/24/23	12/31/23	1/7/24	1/14/24	1/21/24	1/28/24	Total
00:00 - 04:59		7.27%	3.64%	3.64%		1.82%								16.36%
05:00 - 07:59		10.91%	3.64%	9.09%	10.51%	3.64%								38.18%
08:00 - 08:59			3.64%	1.82%	1.82%	1.82%								9.09%
09:00 - 09:59		3.64%	1.82%	3.64%	1.82%	3.64%								14.55%
10:00 - 11:59			3.64%	3.64%	3.64%	5.45%								16.36%
12:00 - 14:59														
15:00 - 16:59					1.82%									1.82%
17:00 - 17:59														
18:00 - 19:59		1.82%					1.82%							3.64%
20:00 - 23:59														
30:00 - 59:59														
<b>Total</b>		23.64%	18.36%	21.82%	20%	18.18%								100%
<b>Exceptions</b>														0%



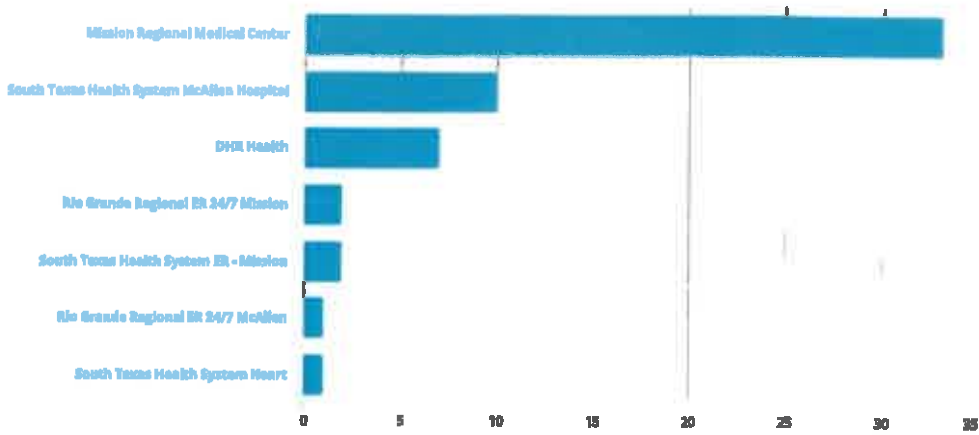
Previous Month | Nov 1, 2023 | Nov 30, 2023

56

RECORDS  
In Selected Time Slice

30

DAYS  
In Selected Time Slice



Counts | % Rows | % Columns | % All

Week Ending	10/15/23	10/22/23	10/29/23	11/05/23	11/12/23	11/19/23	11/26/23	12/03/23	12/10/23	12/17/23	12/24/23	1/01/24	1/08/24	1/15/24	1/22/24	1/28/24	Total
DHR Health				3.57%	3.57%		1.79%		3.57%								12.5%
Mission Regional Medical Center	14.29%	7.14%	10.71%	12.5%	14.29%												56.93%
Rio Grande Regional ER 24/7 McAllen				1.79%													1.79%
Rio Grande Regional ER 24/7 Mission		1.79%	1.79%														3.57%
South Texas Health System ER - Mission	1.79%				1.79%												3.57%
South Texas Health System Heart	1.79%																1.79%
South Texas Health System McAllen Hospital	3.57%	3.57%	3.57%	3.57%													17.86%
<b>Total</b>	<b>25%</b>	<b>16.07%</b>	<b>21.43%</b>	<b>19.64%</b>	<b>17.86%</b>												<b>100%</b>





Previous Month ▾

Nov 1, 2023 - Nov 30, 2023 ▾

70%

TRANSPORTS  
Percentage of Patient Encounters

22%

NON TRANSPORTS  
Percentage of Patient Encounters

9%

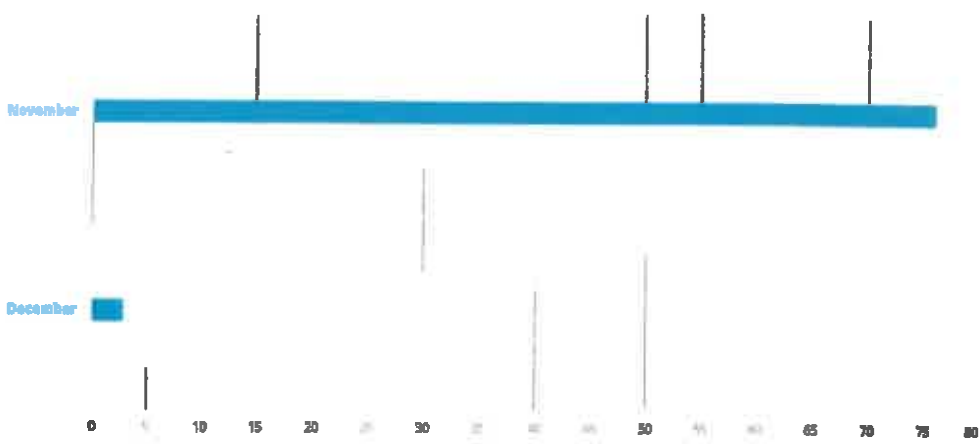
OTHER DISPOSITIONS  
Percentage of Patient Encounters

79

RECORDS  
In Selected Time Slice

30

DAYS  
In Selected Time Slice



Week Ending	11/05/23	11/12/23	11/19/23	11/26/23	12/03/23	12/10/23	12/17/23	12/24/23	12/31/23	1/7/24	1/14/24	1/21/24	1/28/24	Total
November	19	16	16	14	11									76
December					3									3
Total	19	16	16	14	14									79



# Closing Balance Summary for Period

12/08/23

Page 1 of 1

Transaction Date	Greater Than Or Equal	11/1/2023
Transaction Date	Less Than Or Equal	11/30/2023
Company Code	Equal	216 City of Mission

216 City of Mission	AR Previous Balance:	\$686,510.60
---------------------	----------------------	--------------

Charges in Period	\$81,675.00
Credits	(\$239,966.29)
Charge Adjustments	\$4,210.00
<b>Total AR Change for</b>	<b>(\$154,081.29)</b>

Charges in Period	\$81,675.00
Credits	(\$239,966.29)
Charge Adjustments	\$4,210.00
<b>Accounts Receivable Change</b>	<b>(\$154,081.29)</b>

<b>Total Balance Forward:</b>	<b>\$532,429.31</b>
-------------------------------	---------------------



216 City of Mission  
Executive Summary - 10/1/23 to 11/30/23

	Oct-23	Nov-23	Totals
Good Charges	\$142,880.00	\$68,886.00	\$211,766.00
Cash Collections	(\$40,403.67)	(\$16,000.71)	(\$56,404.38)
Goods Charge/Tip	\$1,373.08	\$1,503.25	\$2,876.33
Cash/Tip (CPT)	\$388.00	\$238.00	\$626.00
<b>Payer Mix</b>			
Medicare	41.5%	30.2%	37.1%
Medicaid	18.5%	12.7%	16.2%
Insurance	10.6%	4.0%	8.4%
Private Pay	19.2%	4.9%	13.6%
<b>Level of Service</b>			
ALS - Advanced Life Support A0427	77.36%	65.65%	69.49%
ALS Non Emergency A0428	0.00%	1.59%	0.90%
ALS-2 Emergency A0433	0.00%	0.63%	0.39%
BLS - Basic Life Support A0429	22.12%	33.33%	26.39%
<b>Level of Service Volume</b>			
Total	1041	63	1104
ALS - Advanced Life Support A0427	81	35	116
ALS Non Emergency A0428	0	1	1
ALS-2 Emergency A0433	0	5	5
BLS - Basic Life Support A0429	231	21	252
Ground Mileage A0435	887	302	1189

**COMMUNITY DEVELOPMENT DEPARTMENT  
PROGRESS REPORT**

FISCAL YEAR 10/01/2022-09/30/2023

PROGRESS REPORT CDBG		SEPTEMBER, 2023 UNOFFICIAL				
AGENCY / DEPARTMENT / DESCRIPTION / BUDGET	EXPENDITURE	ACCOMPLISHMENT	YEAR TO DATE	%	BALANCE	
<b>AMIGOS DEL VALLE - MEALS</b> \$20,000.00 Funds will be utilized to provide meals to homebound seniors.	\$0.00	Agency continues to service participants, funds have been exhausted YTD 22 Participants Served	\$20,000.00	100%	\$0.00	
<b>AREA AGENCY ON AGING</b> \$3,000.00 Funds will be utilized to provide assist seniors with minor repairs/modifications and medical supplies.	\$0.00	Agency continues to service participants, funds have been exhausted YTD 9 Participants Served	\$3,000.00	100%	\$0.00	
<b>CASA OF HIDALGO COUNTY, INC.</b> \$1,000.00 Funds will be utilized for expenses generated in advocating for abused and neglected children.	\$0.00	Agency continues to service participants, funds have been exhausted YTD 1 Participant Served	\$1,000.00	100%	\$0.00	
<b>CHILDREN'S ADVOCACY CENTER</b> \$5,000.00 Funds will be utilized to provide counseling services for abused/neglected children and their families.	\$0.00	Agency continues to service participants, funds have been exhausted YTD 36 Participants Served	\$5,000.00	100%	\$0.00	
<b>EASTER SEALS SOCIETY</b> \$3,000.00 Funds will be utilized to provide rehab therapy, occupation, physical and speech therapy.	\$0.00	Agency contacted and informed they will not be able to exhaust their funds due to no participants from the Mission area. YTD 1 Participant Served	\$2,160.00	72%	\$840.00	
<b>SILVER RIBBON</b> \$3,000.00 Funds will be utilized to provide assistance with rent, rent deposits, utilities, utility deposits, medications, physician/medical visits, eyeglasses, durable medical equipment.	\$1,513.58	Agency submitted August and September 2023 requests & funds have been exhausted. YTD 26 Participants Served	\$3,000.00	100%	\$0.00	
<b>C.A.M.P. UNIVERSITY</b> \$3,000.00 Funds will be utilized to provide day habilitation providing life skills for adults with special needs.	\$0.00	Agency continues to service participants, funds have been exhausted YTD 4 Participants Served	\$3,000.00	100%	\$0.00	
<b>HOPE MEDICAL SERVICES</b> \$3,000.00 Funds will be utilized to provide medical services to uninsured and/or low income residents.	\$81.00	Agency submitted June & July, 2023 requests/reports and funds have been exhausted. YTD 35 Participants Served.	\$3,000.00	100%	\$0.00	
<b>COMFORT HOUSE</b> \$3,000.00 Funds will be utilized to provide twenty-four hour palliative care to patients who have a prognosis of four months or less to live.	\$0.00	Agency continues to service participants, funds have been exhausted YTD 3 Participants Served	\$3,000.00	100%	\$0.00	
<b>HOUSING ASSISTANCE PROGRAM</b>						
<b>REHABILITATION</b> \$33,480.00	\$0.00	Continue working with Rehab project to clear title	\$23,000.00	65%	\$12,480.00	
<b>RECONSTRUCTION</b> \$1,068,883.00	\$205,143.65	2 Pending Welcome Home Events 3 Projects under construction	\$923,458.20	86%	\$145,424.80	
<b>HOUSING ADMINISTRATION FY 22-23</b> \$115,167.00	\$15,563.35	Oversight Expense of the Housing Assistance Program	\$110,825.61	96%	\$4,341.39	
<b>PROGRAM ADMINISTRATION FY 22-23</b> \$183,167.00	\$20,102.72	Oversight Expense of the CDBG Program	\$173,602.53	95%	\$9,564.47	
<b>\$1,446,697.00</b>	<b>\$242,404.30</b>		<b>\$1,274,046.34</b>	<b>88%</b>	<b>\$172,650.66</b>	
<b>Community Development Department CDBG / HOUSING</b>						
<b>New Applicants (HAP)</b>	<b>Agencies/Contractor:</b>	<b>Departments:</b>	<b># of referrals to other agencies/departments:</b>	<b>Walk-ins</b>		
0	3	0	17	6		
<b>New Applicants (EAP)</b>	<b>Re-certifications:</b>	<b>Previously Assisted:</b>	<b>Incoming Calls:</b>	<b>Appointments</b>		
0	4	0	63	3		

**COMMUNITY DEVELOPMENT DEPARTMENT  
PROGRESS REPORT CV AND CV-3  
FISCAL YEAR 2022-2023 (FUNDING THRU 06/2026)**

<b>PROGRESS REPORT CV</b>	<b>SEPTEMBER, 2023 UNOFFICIAL</b>				
<b>AGENCY / DEPARTMENT / DESCRIPTION / BUDGET</b>	<b>MONTHLY EXPENDITURE</b>	<b>ACCOMPLISHMENT</b>	<b>YEAR TO DATE</b>	<b>%</b>	<b>BALANCE</b>
<b>AMIGOS DEL VALLE - MEALS</b> <b>\$77,692.00</b>					
Funds will be utilized to assist seniors affected by COVID-19 and expand services for weekend deliveries and/or drive-thru meal pickup due to social distancing.	\$12,668.68	Agency exhausted 100% of funds received August request, agency continues to serve participants; YTD: 75	\$77,691.88	100.00%	\$0.12
<b>EMERGENCY ASSISTANCE PROGRAM</b> <b>\$100,100.00</b>					
Funds will be utilized to assist residents affected by COVID-19 with rent/mortgage and utility assistance.	\$10,953.14	Staff continues to process applications and assisted 2 participant. YTD: 16	\$84,063.21	83.98%	\$16,036.79
<b>PROGRAM ADMINISTRATION</b> <b>\$13,448.00</b>					
	\$0.80	Oversight expense of the EAP Program; Intake clerk coordinating events for the program	\$13,139.04	0.00%	\$308.96
<b>AFFORDABLE HOMES OF SOUTH TEXAS CV3</b> <b>\$142,548.00</b>					
Funds will be utilized to provide rent and mortgage assistance to residents that have been affected by the pandemic COVID-19.	\$3,869.75	Agency has not submitted request and monthly report: no new participants. YTD: 37	\$79,832.38	56.00%	\$62,715.62
<b>MISSION FOOD PANTRY CV3</b> <b>\$15,894.62</b>					
Funds will be utilized to purchase food items for distribution of food baskets/boxes to individuals/families affected by COVID-19.	\$0.00	Project Closed; funds reprogrammed.	\$0.00	0.00%	\$0.00
<b>FOOD BANK OF RGV CV3</b> <b>\$33,390.00</b>					
Funds will be utilized to purchase food items for distribution of food baskets/boxes to individuals/families affected by COVID-19.	\$6,134.11	Agency submitted August & September request and monthly report; no new participants YTD: 657	\$33,387.21	99.99%	\$2.79
<b>MISSION FIRE DEPARTMENT CV3</b> <b>\$100,478.00</b>					
Funds will be utilized to purchase equipment for emergency use at the shelter during declared disasters to serve the community affected by COVID19	\$56,539.85	Agencies submitted September's request/report submitted.	\$56,539.85	56.27%	\$43,938.15
<b>\$483,550.62</b>	<b>\$90,166.33</b>		<b>\$344,653.57</b>	<b>102.66%</b>	<b>\$79,064.28</b>



---

## **RIO GRANDE VALLEY STATE VETERANS CEMETERY**

### **MONTHLY REPORT**

---





# RGV State Veterans Cemetery

2520 South Inspiration Road • Mission, Texas 78572

Office: (956) 583-7227 • Fax: (956) 583-7887



## Interments November 2023

November - 2023	Double Depth	Standard	Columbarium In-Ground	Scatter Garden	Memorial Garden	Total
Veterans	5	4	4	5	0	18
Spouses	7	0	3	2	0	12
Family Members	0	0	0	0	0	0
<b>Total</b>	<b>12</b>	<b>4</b>	<b>7</b>	<b>7</b>	<b>0</b>	<b>30</b>
Percentage of Total	40.00%	13.33%	23.33%	23.33%	0.00%	100.00%

Mission	Total Plots	Plots Utilized	Plots Available	% Utilized	% Available
RGV SVC Availability of Casketed Burial Option in Developed Areas	4,430	2,226	2,204	50.25%	49.75%
RGV SVC Availability of Cremation Burial Option in Developed Areas	3,825	1,559	2,266	40.76%	59.24%
RGV SVC Availability of Memorial Burial Option in Developed Areas	1,000	37	963	3.76%	96.24%



# RGV State Veterans Cemetery

2520 South Inspiration Road • Mission, Texas 78572

Office: (956) 583-7227 • Fax: (956)-583-7887



## Events and Ceremonies Information

### Upcoming Events:

VLB Recognition of 99.03 Customer Satisfaction Dec. 18<sup>th</sup>

Wreaths Across America Dec. 16<sup>th</sup>



# RGV State Veterans Cemetery

2520 South Inspiration Road • Mission, Texas 78572

Office: (956) 583-7227 • Fax: (956)-583-7887



## Completed Projects:

Privacy Screen –Around fence line repaired  
Irrigation Audit for November 2023 completed  
Shed/debris removal Completed – VLB contractor  
450 Truck Tires-6 total (VLB OAR completed 11/28/2023)  
New Mule- for team arrived 11/24/2023  
Removal of 80% non-usable equipment 11/24/2023  
Water Heater repairs (VLB OAR approved/completed)  
Palm Tree Trimming (VLB OAR completed 12/11/2023)

## Ongoing Projects Pending- VLB OAR- Funded:

60" Mower repairs (VLB OAR approved pending part)  
72" Mower repairs (VLB OAR approved pending part)  
Compressor replacement (VLB OAR pending approval)  
Lowering Device maintenance –pending quote (VBL)

## Ongoing Projects Pending:

Monthly Irrigation Audit-replace broken lines/equipment  
100% Pre-registration eligibility review-on going project  
Mowing/Up keep North area tract-TBD  
Repaint/restriping of roads/parking/signage  
Grave Audit  
Staff cross-training

## VLB Funded (In-Progress)

Re-alignment on 1,000 Flat Marker/ Headstone

## VLB Funded (Pending)

Addition of New Space Force Military Branch of Service Seal and Flag in Assembly Area  
Casket Transport Vehicle Hearse (Flat)  
Automatic Gate

## VLB Funded (Approved)

Bobcat Tool Cat UW56 -2  
Mule -1-arrived 11/24/2023

## VA Grant Applications Pending:

Administration Building Roofing Replacement  
Installation of Automatic and Remotely Controlled Entry Gate  
Public Water Fountains Installed Throughout Grounds  
Remotely Controlled Public Digital Display Board for Schedules and Events

# Mission Police Department



**Monthly Report**  
**November 2023**



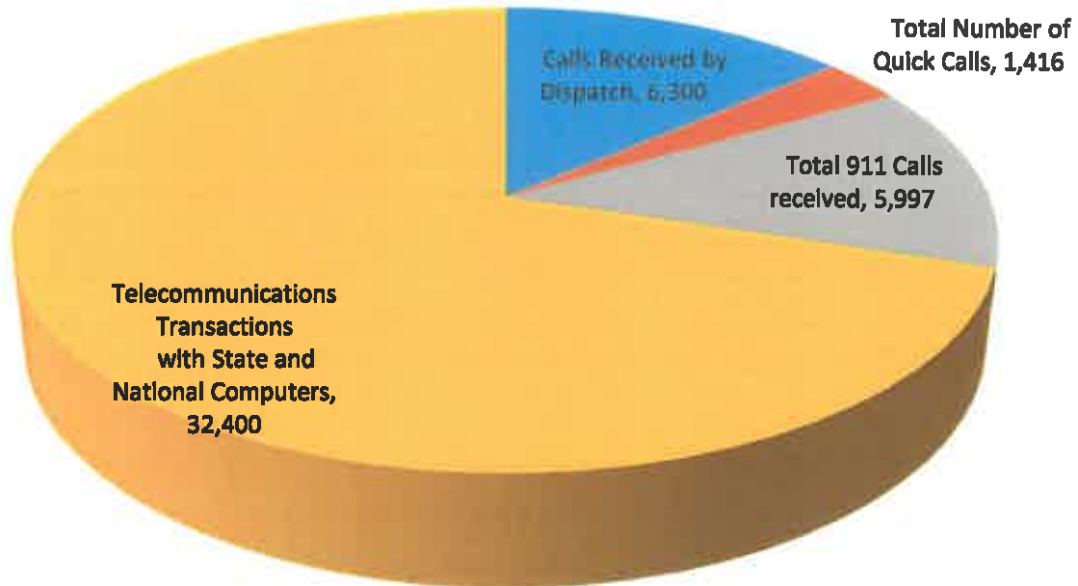
# Mission Police Department

## Monthly Report for November 2023



### *Communications Division*

	<u>Nov 23</u>	<u>FY 23-24 YTD</u>
Calls Received by Dispatch	3,159	6,300
Total Number of Quick Calls	135	1,416
Total 911 Calls received	3,222	5,997
Telecommunications Transactions with State and National Computers	16,116	32,400







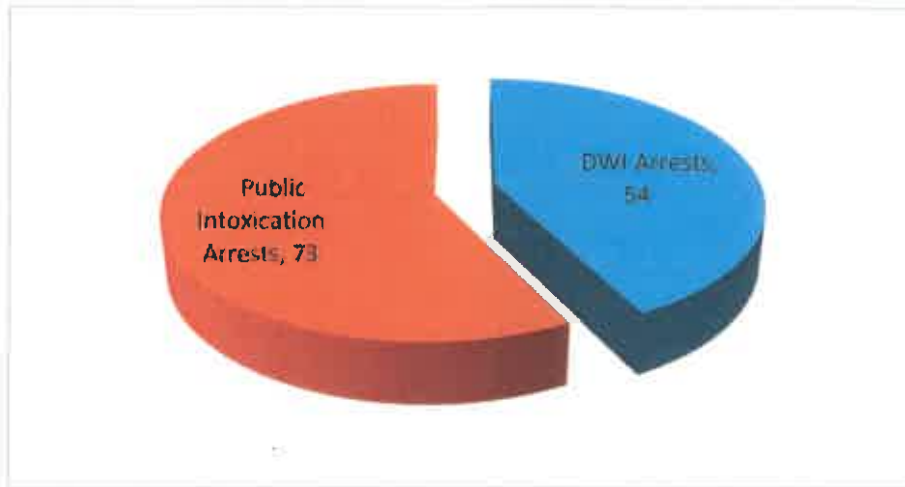
# Mission Police Department Monthly Report for November 2023



## *Patrol Division*

**DWI Arrests**  
**Public Intoxication Arrests**

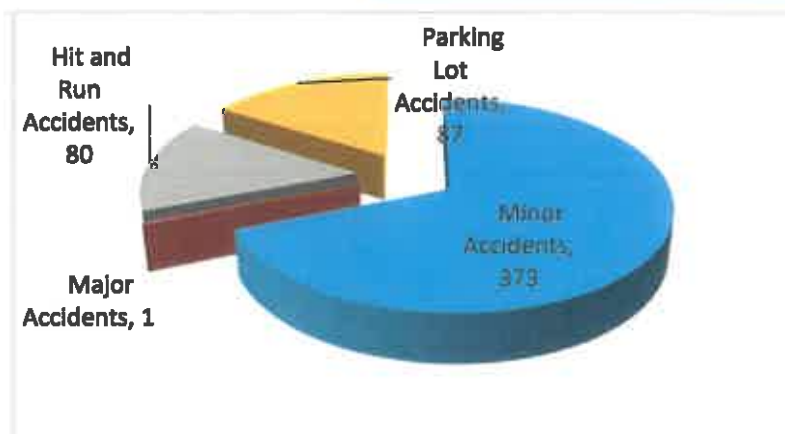
<u>Nov 23</u>	<u>FY 23-24 YTD</u>
32	54
35	73



## *Traffic Division*

**Minor Accidents**  
**Major Accidents**  
**Hit and Run Accidents**  
**Parking Lot Accidents**

<u>Nov 23</u>	<u>FY 23-24 YTD</u>
175	373
1	1
36	80
34	87







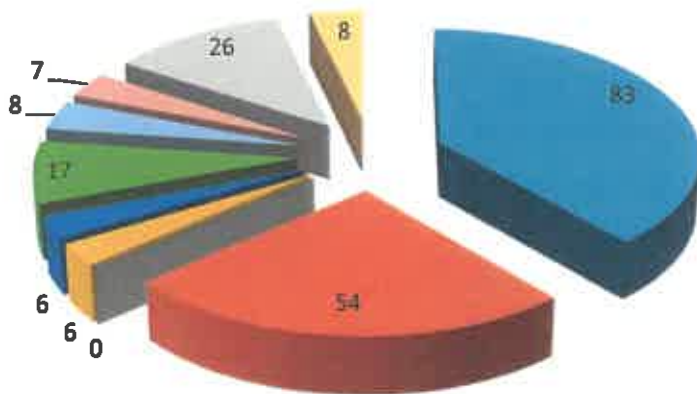
## ***Criminal Investigations Criminal Case Submissions***



- Adult Misdemeanor Cases Submitted to DA's Office**
- Adult Felony Cases Submitted to DA's Office**
- Adult Cases Submitted to Mission Municipal Court**
- Adult Misdemeanor Arrests**
- Adult Felony Arrest**
- Juvenile Misdemeanor Cases Submitted to Juvenile Probation Department**
- Juvenile Felony Cases Submitted to Juvenile Probation Department**
- Juvenile Cases Submitted to Mission Municipal Court**
- Juvenile Misdemeanor Arrests**
- Juvenile Felony Arrests**
- Total Open Cases**

<b><u>Nov 23</u></b>	<b><u>FY 23-24 YTD</u></b>
34	83
16	54
0	0
4	6
2	6
11	17
6	8
2	7
11	26
6	8
342	342

### **Nov 23**



- Adult Misdemeanor Cases Submitted to DA's Office
- Adult Felony Cases Submitted to DA's Office
- Adult Cases Submitted to Mission Municipal Court
- Adult Misdemeanor Arrests
- Adult Felony Arrest
- Juvenile Misdemeanor Cases Submitted to Juvenile Probation Department
- Juvenile Felony Cases Submitted to Juvenile Probation Department
- Juvenile Cases Submitted to Mission Municipal Court



# Mission Police Department

## Monthly Report for November 2023

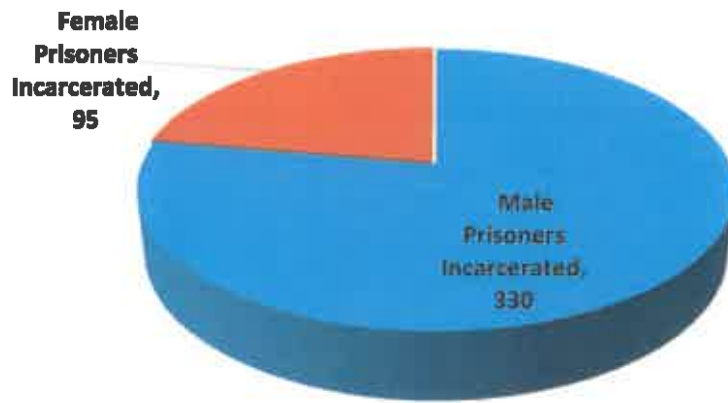


### Jail Division

#### Adults

Male Prisoners Incarcerated  
 Female Prisoners Incarcerated  
**Total**

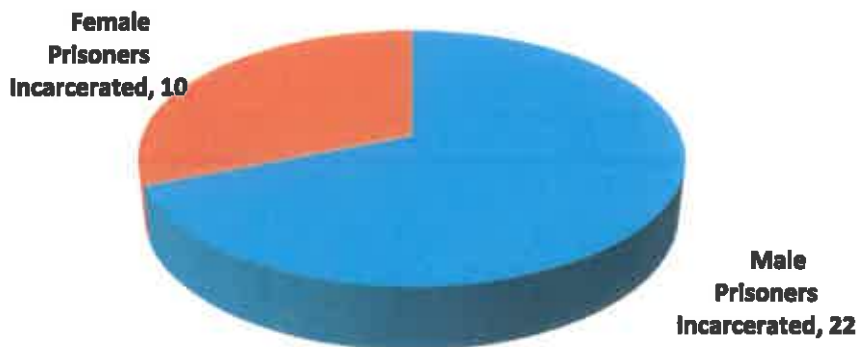
	<u>Nov 23</u>	<u>FY 23-24 YTD</u>
Male Prisoners Incarcerated	175	330
Female Prisoners Incarcerated	51	95
<b>Total</b>	<b>226</b>	<b>425</b>



#### Juveniles

Male Prisoners Incarcerated  
 Female Prisoners Incarcerated  
**Total**

	<u>Nov 23</u>	<u>FY 23-24 YTD</u>
Male Prisoners Incarcerated	14	22
Female Prisoners Incarcerated	6	10
<b>Total</b>	<b>20</b>	<b>32</b>





### ***Narcotics Division -DEA***

	<b>Nov 23</b>	<b>FY 23-24 YTD</b>
<b>Seizures</b>		
<b>Marihuana (lbs)</b> (Street Value -\$506.00 per pound)	0.13 \$65.78	0.13 \$65.78
<b>Cocaine (kilos)</b> (Street Value -\$21,000.00 per Kilo)	0.01 \$210.00	23.16 \$486,360.00
<b>Fentanyl</b> (Street Value -\$30,000.00 per Kilo)	0 \$0.00	0.00 \$0.00
<b>Heroin (kilos)</b> (Street Value -\$17,680.00 per Kilo)	0 \$0.00	0.00 \$0.00
<b>Methamphetamine (kilos)</b> (Street Value -\$11,925.00 per Kilo)	382 \$7,601,800.00	764.00 \$15,203,600.00
<b>Currency Seizures:</b>	\$514,641.00	\$514,641.00
<b>Vehicle Seizures:</b>	1	1
<b>Arrest:</b>	6	6

### ***Narcotics Division -Immigration & Customs Enforcement***

	<b>Nov 23</b>	<b>FY 23-24 YTD</b>
<b>Seizures</b>		
<b>Marihuana (lbs)</b> (Street Value -\$506.00 per pound)	0 \$0.00	0.00 \$0.00
<b>Cocaine (kilos)</b> (Street Value -\$21,000.00 per Kilo)	48.45 \$1,017,450.00	58.95 \$1,237,950.00
<b>Heroin (kilos)</b> (Street Value -\$17,680.00 per Kilo)	0 \$0.00	0.00 \$0.00
<b>Methamphetamine (kilos)</b> (Street Value -\$11,925.00 per Kilo)	0 \$0.00	0.00 \$0.00
<b>Currency Seizures:</b>	\$674,565.00	\$674,565.00
<b>Vehicle Seizures:</b>	0	0
<b>Arrest:</b>	9	16



## ***Mission Police and Criminal Investigations***

### **Narcotics**

	<b><u>Nov 23</u></b>	<b><u>FY 23-24 YTD</u></b>
<b>Marhuana (pounds)</b>	0.37	0.51
<b>(Street Value -\$506.00 per pound)</b>	\$186.71	\$257.55
<b>Cocaine (kilos)</b>	0.0190	0.04
<b>(Street Value -\$21,000.00 per Kilo)</b>	\$399.00	\$903.00
<b>Currency</b>	\$0.00	\$0.00

### ***U.S. Marshal Task Force***

	<b><u>Nov 23</u></b>	<b><u>FY 23-24 YTD</u></b>
<b>Fugitive Apprehension</b>	0	0
<b>Mission CIB Warrants</b>	0	0
<b>68-A Vehicle Inspections</b>	0	0



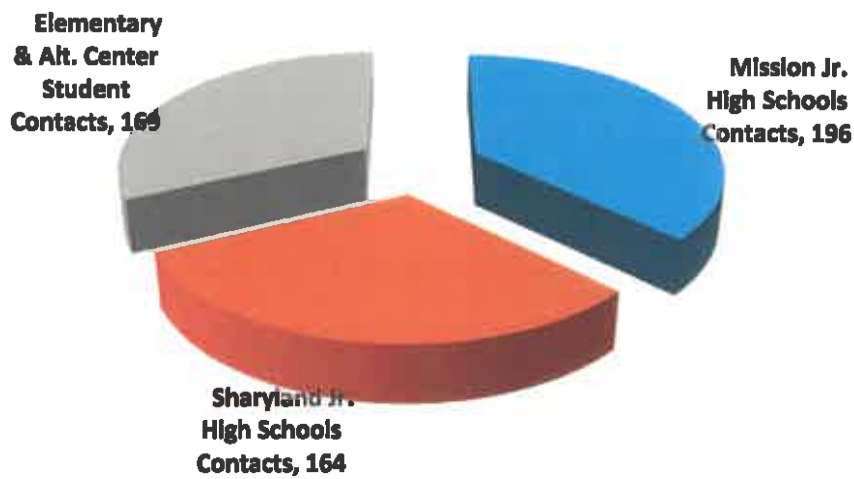
# Mission Police Department

## Monthly Report for November 2023



### *Educational Resource Officer Program*

	<u>Nov 23</u>	<u>FY 23-24 YTD</u>
Mission Jr. High Schools Contacts	94	196
Sharyland Jr. High Schools Contacts	74	164
Elementary & Alt. Center Student Contacts	96	169



	<u>Nov 23</u>	<u>FY 23-24 YTD</u>
Mission High Schools	144	355
Sharyland High Schools	110	220





## **Adult & Juvenile Cases Submitted by Police Officers Assigned to Mission & Sharyland Schools**



**Adult Cases Submitted to Mission Municipal Court**

**Adult Misdemeanor Arrests**

**Adult Felony Arrests**

**Juvenile Misdemeanor Cases Submitted to Juvenile Probation Department**

**Juvenile Felony Cases Submitted to Juvenile Probation Department**

**Juvenile Cases Submitted to Mission Municipal Court**

**Juvenile Cases Submitted to JP Court**

**Juvenile Misdemeanor Arrests**

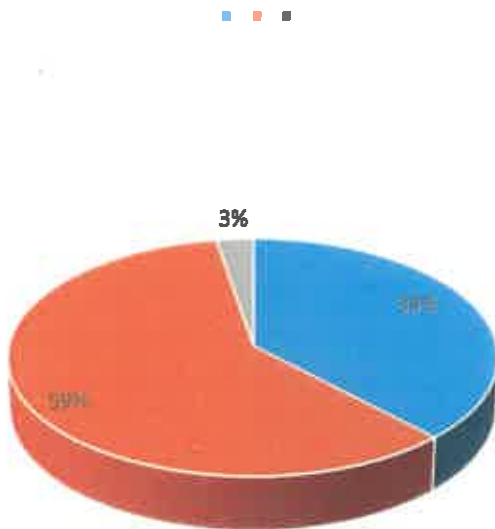
**Juvenile Felony Arrests**

**Nov 23**

**FY 23-24 YTD**

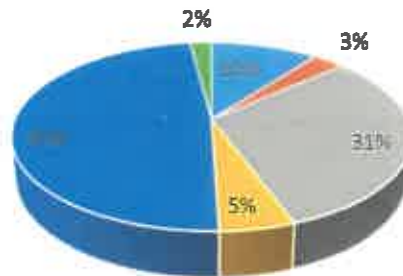
5	14
12	22
0	1
8	10
2	3
20	30
2	5
25	47
2	2

**FY 23-24 YTD**



**FY 23-24 YTD**

- Juvenile Misdemeanor Cases Submitted to Juvenile Probation Department
- Juvenile Felony Cases Submitted to Juvenile Probation Department
- Juvenile Cases Submitted to Mission Municipal Court
- Juvenile Cases Submitted to JP Court
- Juvenile Misdemeanor Arrests
- Juvenile Felony Arrests







# Mission Police Department

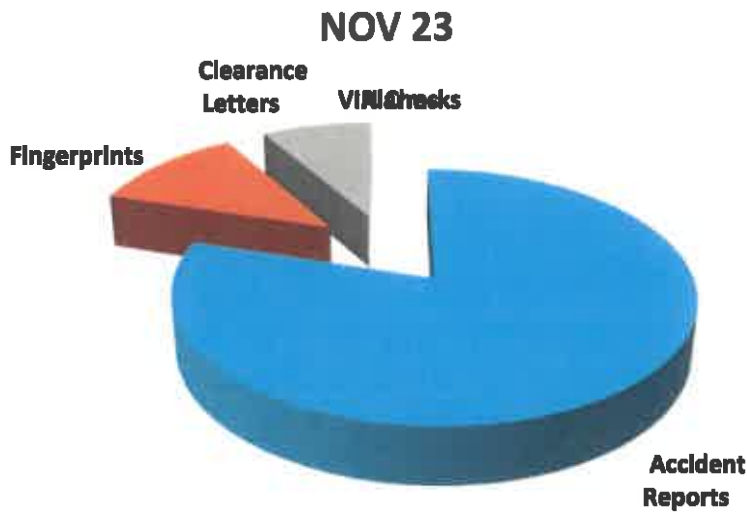
## Monthly Report for November 2023



### *Records Division*

The following entries from our records division are actual persons visiting the Mission Police Department facility to obtain copies of reports; getting fingerprinted; job applications; clearance letter for job applications; vehicle identification number clearance letters for people buying used motor vehicles; persons visiting our warrant officers, criminal investigations or administrative personnel for assistance in police related matters.

	<b>Nov 23</b>	<b>FY 23-24 YTD</b>
Accident Reports	95	182
Fingerprints	11	27
Clearance Letters	11	19
Alarms	0	0
VIN Checks	0	0
<b>TOTAL</b>	<b>117</b>	<b>228</b>

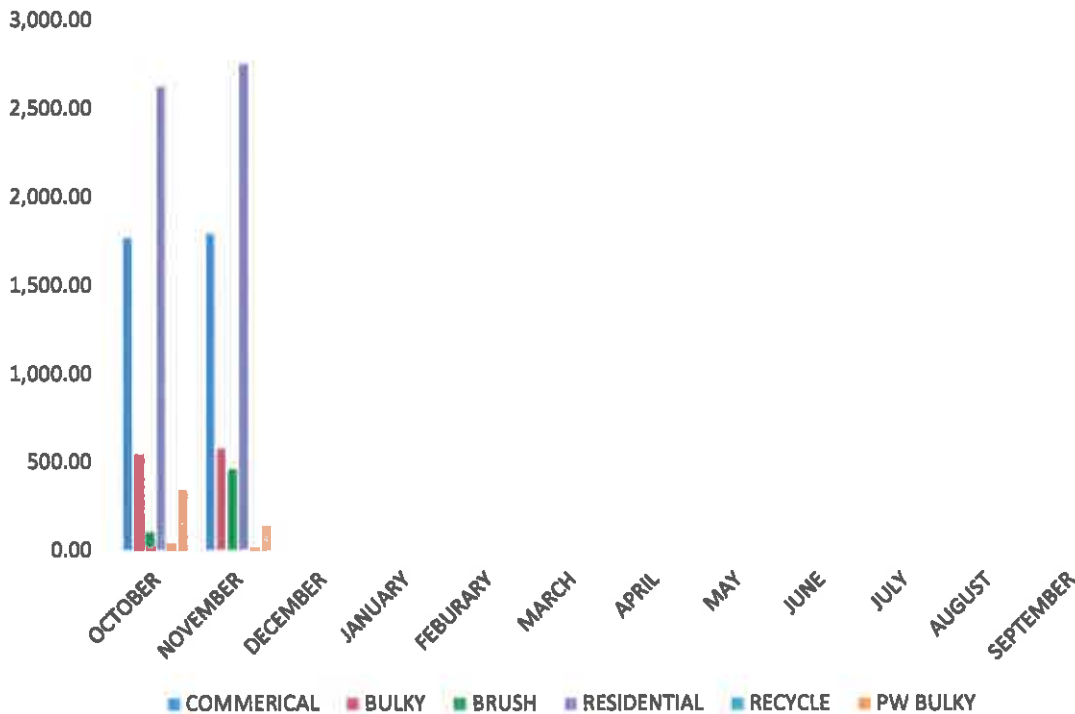


## SANITATION DEPARTMENT

For the month of October, the City of Mission Sanitation Department disposed of a combined **5415.93** tons of trash/bulky items. In addition, a total of **7224** cubic yards of brush was collected at our sanitation landfill.

Month	TONS RESIDENTIAL	CUBIC YARDS BRUSH	TONS BULKY	TONS COMMERICAL	TONS BRUSH	TONS RECYCLE	TONS PW BULKY
OCTOBER	2,630.89	7,952.00	541.01	1,770.93	107.352	39.12	336.86
NOVEMBER	2,756.31	7224.00	580.63	1797.15	462.59	16.47	137.01
DECEMBER							
JANUARY							
FEBURARY							
MARCH							
APRIL							
MAY							
JUNE							
JULY							
AUGUST							
SEPTEMBER							
<b>Total</b>	5387.2	15176	1121.64	3568.08	569.942	55.59	473.87

### 2023 - 2024 SANITATION PICK UP (TONS)



# MISSION HISTORICAL MUSEUM

Departmental Report November 2023

"It's a side of museums that many people don't see and sometimes don't understand when they see it in your budget. It's something that happens out of the way and it's not flashy but we're ensuring the long-term health of the cultural legacy of the area."



## PERFORMANCE INDICATORS:

FY 2023-2024		
Performance Indicators	October	November
General Attendance	62	70
Programs	1,350	0
Tours	0	6
Social Media	19,420	1166
Outreach	0	90
Meetings Hosted	0	0
<b>Total:</b>	<b>20,832</b>	<b>1,332</b>

# of people served (November 1– November 30)

## Public and Educational Programs/Events

### Past Programs/Events:

Nov 17<sup>th</sup> Community Altar Exhibit Closes  
 Nov Veteran's Day Events  
 Nov Mayor's Christmas Tree Lighting

### Upcoming Programs/Events:

Dec 6<sup>th</sup> Holiday Exhibit Opens  
 Dec 9<sup>th</sup> MHM Lecture Series  
 Dec 21<sup>st</sup> Craft day

### Other Items:

Ongoing History of Mission Loteria (possible work with chamber)  
 Ongoing TAMMIE award submission  
 Ongoing Summer '24 Exhibit development  
 Ongoing Quilt Show

**MEMORANDUM**

**TO: RANDY PEREZ, CITY MANAGER**  
**FROM: SUSANA DE LUNA, PLANNING DIRECTOR**  
**DATE: DECEMBER 8, 2023**  
**SUBJ: MONTHLY REPORT NOVEMBER 2023**

\*\*\*\*\*  
**ACTIVITY REPORT FOR THE PLANNING DIVISION IS PROVIDED FOR THE PREVIOUS MONTH.**

**NOVMEBER 2023**

<b>REZONINGS:</b>	<b>3</b>
<b>CONDITIONAL USE PERMIT:</b>	<b>9</b>
<b>HOMESTEAD APPROVALS:</b>	<b>0</b>
<b>SUBDIVISIONS:</b>	<b>2</b>
<b>SINGLE LOT VARIANCES:</b>	<b>0</b>
<b>VARIANCES (ZBA):</b>	<b>0</b>
<b>SITE PLAN APPROVALS:</b>	<b>1</b>
<b>OTHER P&amp;Z REQUESTS:</b>	<b>0</b>

**CODE ENFORCEMENT**  
**MONTHLY REPORT**  
**NOV 2023**

	<b><u>Notices</u></b> <b><u>Sent</u></b>
COMPLAINTS RECEIVED	88
WEEDY LOT LETTERS	27
PROPERTIES SENT TO MOWER'S LIST	16
PROPERTIES MOWED	15
SIGNS	104
JUNKED VEHICLES / BOATS	3
CONSTRUCTION W/OUT A PERMIT/SETBACKS	5
HEALTH & SANITATION/STAGNANT WATER/OVERGROWN VEG./GARBAGE/ DEAD TREES	17
HOME OCCUPATION	0
SIGHT OBSTRUCTION (SIDEWALKS / RIGHT-A-WAY)	6
UNSAFE/UNSECURED BLDG	3
DOUBLE OCCUPANCY/HOOKED UP RV	2
ILLEGAL DUMPING	0
NON RESIDENTIAL PARKING/SEMI TRUCKS	3
NO BUSINESS LICENSE/CUP REQ'D / NO GARAGE SALE PERMITS-WARNINGS 8	0
STORAGE OF VEHICLES/BOATS/TRAILERS	3
DEMOLITION FOR UNSAFE BUILDINGS	0
POTHOLES /PARKING LOT MAINTENANCE/LIGHTING	0
IPMC VIOLATIONS	3
ZBA VIOLATIONS / ZONING / DAILY VIOLATIONS	2
PARKING ON LAWN	20
CASES FILED IN COURT / PENDING APPROVAL WITH ATTORNEY 0	23
CASES SEEN IN COURT	51
CASES CLOSED	85
CALL IN'S	56
WALK-IN'S	12
311-COMPLAINTS	7
INTERNAL COMPLAINTS/ E-MAILS	13

**Building Permit and Inspections  
Activity Report for  
The Month of November 2023**

<b>Total # of Building Permits</b>	<b>Building Permit Value</b>	<b>Building Permit Fee</b>	<b>Types of Building Permits</b>
42	\$7,139,870.00	\$15,348.45	New Dwelling
1	\$1,000,000.00	\$9,820.48	Commercial
3	\$1,550,000.00	\$5,987.30	Assembly
			Apartments
			Warehouse
			Move Out Houses/Move Within
			Move In Houses
2	\$79,636.00	\$210.00	Move In Mobile Homes
			Schools
2	\$130,719.00	\$610.00	Swimming Pools
8	\$36,077.00	\$308.50	Sheds
			Signs
5	\$31,860.00	\$219.10	Fence
			Tower
			Gas Tanks Pumps
2	\$3,800.00	\$110.00	Demolition
			Water Well/Recreation Const.
<b>65</b>	<b>\$9,971,962.00</b>	<b>\$32,613.83</b>	<b>Totals</b>

<b>Additions / Remodeling</b>			
25	\$1,137,105.00	\$2,811.40	Residential Buildings
5	\$402,342.46	\$4,814.88	Commercial Buildings
			Apartment Buildings
			Assembly Buildings
			School Buildings
2	\$7,000.00	\$65.00	Awnings/Decks
13	\$75,900.00	\$1,553.50	Carports/Concrete
10	\$68,002.00	\$873.80	Porches/Driveways/Sidewalks
3	\$22,400.00	\$483.00	Garages/Canopies
			Hobby Shops
<b>58</b>	<b>\$1,712,749.46</b>	<b>\$10,601.58</b>	<b>Totals</b>

<b>Total Building Permits</b>	<b>123</b>
<b>Total Building Valuation</b>	<b>\$11,684,711.46</b>
<b>Total Building Permit Fees</b>	<b>\$43,215.41</b>

**Prepared By:** Rachel Alvarez  
**Date:** 12/1/2023



**I. Permits Issued**

<b>A. Building</b>	
Number	123
Value	<u>\$11,684,711.46</u>
Permit Fees	<u>\$43,215.41</u>

<b>B. Electrical, T-Pole, &amp; T-Clear</b>	
Number	146
Permit Fees	<u>\$18,985.00</u>

<b>C. Mechanical</b>	
Number	76
Value	<u>\$519,188.42</u>
Permit Fees	<u>\$7,371.00</u>

<b>D. Plumbing, Gas &amp; Sprinkler System</b>	
Number	84
Permit Fees	<u>\$8,142.00</u>

**TOTALS**

<b>Total Permits Issued</b>	429
<b>Total Valuation</b>	<u>\$12,203,899.88</u>
<b>Total Permit Fees</b>	<u>\$77,713.40</u>

**II. Number of Inspections Conducted** 658

Monthly Report for November 2023

**III. Other Fees**

**A. Business License Application.**

Number	28
Permit Fees	<u>\$1,350.00</u>

**B. Garage Sale Permits**

Number	315
Permit Fees	<u>\$3,300.00</u>

**C. Health Cards**

Number	0
Permit Fees	<u>\$0.00</u>

**D. Bullder Registration**

Number	0
Permit Fees	<u>\$0.00</u>

**E. Electrician Registration**

Number	0
Permit Fees	<u>\$0.00</u>

**F. Plumbing Registration**

Number	0
Permit Fees	<u>\$0.00</u>

**G. Mechanical Registration**

Number	0
Permit Fees	<u>\$0.00</u>

**H. House Inspections**

Number	1
Permit Fees	<u>\$100.00</u>

**I. Planning & Zoning Applications**

Number	24
Permit Fees	<u>\$6,400.00</u>



# Information Technology

## *Departmental Report November 2023*

### **Information Technology Department Overview**

In partnership with other City of Mission departments, Information Technology's focus is to maintain core technologies; plan for technology evolution; promote centralized data storage and reporting; consolidate business operations on standardized applications; provide effective communication tools; and enhance local area network (LAN) and mobile connectivity in the most efficient, team oriented, and fiscally responsible manner so that City of Mission residents, businesses and visitors receive the best service possible.

#### **Migrate PD Email**

Migrate PD Emails to Microsoft 365 @missiontexas.us. Complete.

#### **Barracuda Email Security**

Purchase and Configure barracuda email security for Microsoft 365. 90% Complete.

#### **Equip new and existing units with new Technology**

Equip units with in new in car video system, and tablet. 80% Complete

#### **Multifactor Authentication**

Purchase and configure Multi Factor Authentication to strengthen security posture. 20% Complete.

#### **Public Safety Application**

Migrate New World Enterprise PD application and data to new server environment and Upgrade to latest version. 20% Complete.

#### **Proximity Cards**

Issue new proximity cards to all staff to include PD and Fire. ID, Door Access, and Time Clock will be combined into one. 20% Complete.

#### **Public Safety #6**

Install and configure Telephones, AP's, Switches, Door access Control, Security Cameras, WAN Connectivity, and data drops. 90% Complete

# SPEER MEMORIAL LIBRARY

DOOR COUNT



16,471

NOVEMBER  
2023



6,719  
BOOKS CHECKED OUT



267

ADULT PROGRAM AUDIENCE



VOLUNTEER HOURS WORKED

278



TEENS PROGRAM AUDIENCE

16



66

GENERAL AUDIENCE

257



CHILDREN PROGRAM AUDIENCE

USE OUR  
ONLINE RESOURCES

[WWW.MISSION.LIB.TX.US](http://WWW.MISSION.LIB.TX.US)






**Spicer Memorial Library**  
 @spicermemoriallibrary  
 Celebrate in the District's Department of Public Health Fair with us here on 11/16!



**Spicer Memorial Library**  
 @spicermemoriallibrary  
 Thank you to all who joined the book club on 11/16! We had a great time with Turkey, you, and all the other book club members who joined us for the event!



**Spicer Memorial Library**  
 @spicermemoriallibrary  
 Join us at the Teen Arrivage Club for music, games, and the Die Tray Fun! for Ages 12-18 ONLY!



**Spicer Memorial Library**  
 @spicermemoriallibrary  
 ✨ Favorites - November 2 - 6

Today we made our own DIY Sugar Skull Dolls with our Teens. These would be a great addition to ofrendas, and celebrate Dia De Los Muertos. Thank you to our teens who participated today and got creative with their little catrinas.



**Spicer Memorial Library**  
 @spicermemoriallibrary  
 ✨ Favorites - November 2 - 6

Today for Teen Arrivage Club, our teens voted on the songs they wanted to continue watching, and we also made our own watercolor prints! For the rest of November and December, we will be continuing and catching up to Fall & Winter while making some inspired crafts so feel free to join us every Wednesday at 4PM! Ages 12-18 ONLY!



**Spicer Memorial Library**  
 @spicermemoriallibrary  
 ✨ Favorites - November 2 - 6

Today, in Teen Arrivage Club, we watched the 1st Term, and made our own watercolor prints!



**Spicer Memorial Library**  
 @spicermemoriallibrary  
 ✨ Favorites - November 2 - 6

Longtime book club members are about the Seven Husbands of Evelyn Hugo by Taylor Jenkins Reid!



**Spicer Memorial Library**  
 @spicermemoriallibrary  
 ✨ Favorites - November 2 - 6

Thank you to everyone who joined us for the book club and for the 1st Term! We had a great time with Turkey, you, and all the other book club members who joined us for the event!

