
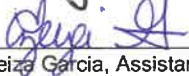


City of Mission, Texas
Quarterly Investment Report-Summary
For the Quarter Ending December 31, 2025

	<u>TEXPOOL</u> <u>(Detail Attached)</u>	<u>Agencies</u> <u>(Detail Attached)</u>	<u>Total</u>
Market Value			
Beginning of Period	\$ 13,139,675.57	\$ 494,120.02 ¹	\$ 13,633,795.59
Change during Period	\$ 10,361,862.39	\$ (246.14)	\$ 10,361,616.25
End of Period	<u>\$ 23,501,537.96</u>	<u>\$ 493,873.88</u>	<u>\$ 23,995,411.84</u>
Book Value			
Beginning of Period	\$ 13,139,675.57	\$ 493,000.00	\$ 13,632,675.57
Change during Period	\$ 10,361,862.39	\$ -	\$ 10,361,862.39
End of Period	<u>\$ 23,501,537.96</u>	<u>\$ 493,000.00</u>	<u>\$ 23,994,537.96</u>
Net Change during Period			
Purchases	\$ 9,818,950.00	\$ -	\$ 9,818,950.00
Maturities/Withdrawals	\$ (387,000.00)	\$ -	\$ (387,000.00)
Increase (Decrease) in Accrued Interest	\$ 155,912.39	\$ (246.14)	\$ 155,666.25
Net Change during Period	<u>\$ 10,361,862.39</u>	<u>\$ (246.14)</u>	<u>\$ 10,361,616.25</u>

Prepared By: 
Vidal Roman, Finance Director

Approved By: 
Ezeiza Garcia, Assistant Finance Director

Approved By: _____
Andy Garcia, Co-City Manager

Approved By: _____
J.P. Terrazas, Co-City Manager

CITY OF MISSION, TEXAS
OUTSTANDING INVESTMENTS BY FUND
As of December 31, 2025

	<u>SECURITY NUMBER</u>	<u>TYPE</u>	<u>DATE PURCHASED</u>	<u>MATURITY DATE</u>	<u>DAYS INVESTED</u>	<u>INTEREST RATE</u>	<u>AMOUNT INVESTED</u>
1	336460DN7	Agencies	2/3/23	2/3/26	1,096.00	4.5500	249,000.00
2	05600XQB9	Agencies	11/6/23	5/8/26	914.00	4.6000	244,000.00
Subtotal							493,000.00
	Texpool	Year to Date	7895300011				13,438,997.80
	Texpool	Year to Date	7895300005				179,486.41
	Texpool	Year to Date	7895300002				568,455.95
	Texpool	Year to Date	7895300001				30,654.52
	Texpool	Year to Date	7895300003				190,548.98
	Texpool	Year to Date	7895300010				110,400.39
	Texpool	Year to Date	7895300004				36,002.67
	Texpool	Year to Date	7895300006				5,147.51
	Texpool	Year to Date	7895300022				1,186,368.15
	Texpool	Year to Date	78953000023				345,427.89
	Texpool	Year to Date	78953000025				7,410,047.69
Subtotal							23,501,537.96
	Total	2.00			2,010.00		23,994,537.96

***TEXPOOL investments are paid out interest on a monthly basis.**


Interest Earned for the Quarter Ending on December 2025-YTD

Fund Number	Fund Description	Interest On Investments	Interest On Demand Accounts	Total Interest
01	General Fund	\$ 52,586.61	\$ -	\$ 52,586.61
02	Utility Fund	9,331.81	5,655.77	\$ 14,987.58
10	Police Dept. Special Fund	359.28	3.68	\$ 362.96
11	Police Federal Sharing US	51.38	162.62	\$ 214.00
24	Hotel/Motel Tax Fund	-	590.49	\$ 590.49
30	PEG Capital Fund	-	490.95	\$ 490.95
35	Veterans Cemetery	-	172.57	\$ 172.57
41	MEDC Debt Service Fund	-	1,592.43	\$ 1,592.43
51	MEDC Capital Projects Fund	-	33.78	\$ 33.78
75	2018 CO	11,839.21	81.07	\$ 11,920.28
76	2021 CO	3,447.17	936.51	\$ 4,383.68
77	2025 CO	78,296.93	-	\$ 78,296.93
Total All Funds		\$ 155,912.39	\$ 9,719.87	\$ 165,632.26

Approved By: _____
 Andy Garcia, Co-Interim City Manager

Approved By: _____
 Juan P. Terrazas, Co-Interim City Manager

Approved By:  _____
 Ezeiza Garcia, Assistant Finance Director

Approved By:  _____
 Vidal Roman, Finance Director