

**M E M O R A N D U M**

**TO: RANDY PEREZ, CITY MANAGER**  
**FROM: SUSANA DE LUNA, PLANNING DIRECTOR**  
**DATE: AUGUST 4, 2023**  
**SUBJ: MONTHLY REPORT JULY 2023**

\*\*\*\*\*  
**ACTIVITY REPORT FOR THE PLANNING DIVISION IS PROVIDED FOR THE PREVIOUS MONTH.**

**JULY 2023**

<b>REZONINGS:</b>	<b>1</b>
<b>CONDITIONAL USE PERMIT:</b>	<b>4</b>
<b>HOMESTEAD APPROVALS:</b>	<b>0</b>
<b>SUBDIVISIONS:</b>	<b>1</b>
<b>SINGLE LOT VARIANCES:</b>	<b>0</b>
<b>VARIANCES (ZBA):</b>	<b>14</b>
<b>SITE PLAN APPROVALS:</b>	<b>0</b>
<b>OTHER P&amp;Z REQUESTS:</b>	<b>3</b>

**CODE ENFORCEMENT**  
**MONTHLY REPORT**  
**JULY 2023**

	<b>Notices Sent</b>
COMPLAINTS RECEIVED	138
WEEDY LOT LETTERS	32
PROPERTIES SENT TO MOWER'S LIST	40
PROPERTIES MOWED	33
SIGNS	194
JUNKED VEHICLES / BOATS	8
CONSTRUCTION W/OUT A PERMIT/SETBACKS	22
HEALTH & SANITATION/STAGNANT WATER/OVERGROWN VEG./GARBAGE/ DEAD TREES	37
HOME OCCUPATION	2
SIGHT OBSTRUCTION (SIDEWALKS / RIGHT-A-WAY)	5
UNSAFE/UNSECURED BLDG	4
DOUBLE OCCUPANCY/HOOKED UP RV	0
ILLEGAL DUMPING	0
NON RESIDENTIAL PARKING/SEMI TRUCKS	1
NO BUSINESS LICENSE/CUP REQ'D / NO GARAGE SALE PERMITS-WARNINGS 25	50
STORAGE OF VEHICLES/BOATS/TRAILERS	0
DEMOLITION FOR UNSAFE BUILDINGS	0
POTHoles /PARKING LOT MAINTENANCE/LIGHTING	0
IPMC VIOLATIONS	13
ZBA VIOLATIONS / ZONING / DAILY VIOLATIONS	0
PARKING ON LAWN	12
<b>CASES FILED IN COURT / PENDING APPROVAL WITH ATTORNEY 0</b>	<b>60</b>
<b>CASES SEEN IN COURT</b>	<b>168</b>
<b>CASES CLOSED</b>	<b>106</b>
CALL IN'S	78
WALK-IN'S	26
311-COMPLAINTS	25
INTERNAL COMPLAINTS/ E-MAILS	9

**Building Permit and Inspections  
Activity Report for  
The Month of July 2023**

<b>Total # of Building Permits</b>	<b>Building Permit Value</b>	<b>Building Permit Fee</b>	<b>Types of Building Permits</b>
38	\$6,924,476.52	\$12,295.40	New Dwelling
2	\$2,000,000.00	\$0.00	Commercial
6	\$1,090,000.00	\$7,554.16	Assembly Apartments Warehouse
1	\$2,800.00	\$105.00	Move Out Houses/Move Within
1	\$50,000.00	\$105.00	Move In Houses
3	\$2,125,700.00	\$315.00	Move in Mobile Homes
6	\$209,000.00	\$1,605.00	Schools
11	\$43,698.00	\$475.00	Swimming Pools
7	\$83,200.00	\$531.00	Sheds
14	\$82,480.00	\$507.50	Signs Fence Tower
2	\$100,000.00	\$110.00	Gas Tanks Pumps Demolition Water Well/Recreation Const.
<b>94</b>	<b>\$12,711,354.52</b>	<b>\$23,603.06</b>	<b>Totals</b>

<b>Additions / Remodeling</b>			
52	\$2,440,198.49	\$4,219.20	Residential Buildings
17	\$4,643,059.00	\$33,443.05	Commercial Buildings Apartment Buildings Assembly Buildings
3	\$209,680.00	\$1,260.00	School Buildings
1	\$2,800.00	\$35.00	Awnings/Decks
15	\$112,460.00	\$1,315.95	Carports/Concrete
28	\$158,589.00	\$2,376.25	Porches/Driveways/Sidewalks
2	\$9,400.00	\$188.35	Garages/Canopies Hobby Shops
<b>118</b>	<b>\$7,576,186.49</b>	<b>\$42,837.80</b>	<b>Totals</b>

<b>Total Building Permits</b>	<b>212</b>
<b>Total Building Valuation</b>	<b>\$20,287,541.01</b>
<b>Total Building Permit Fees</b>	<b>\$66,440.86</b>

Prepared By: RACHEL ALVAREZ  
Date: 8/1/2023

Monthly Report for July 2023

**III. Other Fees**

**A. Business License Application**

Number	18
Permit Fees	<u>\$900.00</u>

**B. Garage Sale Permits**

Number	485
Permit Fees	<u>\$4,890.00</u>

**C. Health Cards**

Number	0
Permit Fees	<u>\$0.00</u>

**D. Bullder Registration**

Number	0
Permit Fees	<u>\$100.00</u>

**E. Electrician Registration**

Number	0
Permit Fees	<u>\$0.00</u>

**F. Plumbing Registration**

Number	0
Permit Fees	<u>\$0.00</u>

**G. Mechanical Registration**

Number	0
Permit Fees	<u>\$0.00</u>

**H. House Inspections**

Number	3
Permit Fees	<u>\$300.00</u>

**I. Planning & Zoning Applications**

Number	21
Permit Fees	<u>\$4,950.00</u>

## Mission Event Center Revenue Ledger

08/01/2023 - 08/31/2023

Event - Name	Event Date	Room Rental Charges	Alcoholic Beverage Charges	Other Charges (equipment, PD, catering)	Refundable Damage Deposit	Event GRAND Total	Adjustments and Discounts	Payments Received	Balance Due	Note
Mission CISD Vendor's Fair	08/01/2023	\$3,800.00	\$0.00	\$725.00	\$500.00	\$5,025.00	\$0.00	\$5,025.00	\$0.00	
Prevention Awareness Team of Hidalgo (PATH) Conference	08/03/2023	\$0.00	\$0.00	\$0.00	\$0.00	\$0.00	(\$6,650.00)	\$0.00	\$0.00	
City of Mission - Open Enrollment	08/03/2023	\$0.00	\$0.00	\$0.00	\$0.00	\$0.00	(\$1,350.00)	\$0.00	\$0.00	
City of Mission - Open Enrollment	08/04/2023	\$0.00	\$0.00	\$0.00	\$0.00	\$0.00	(\$1,350.00)	\$0.00	\$0.00	
Apostolic Assembly Convention	08/11/2023	\$4,000.00	\$0.00	\$1,400.00	\$500.00	\$5,900.00	\$0.00	\$5,900.00	\$0.00	
Sharyland Independent School District Leadership Academy	08/16/2023	\$3,850.00	\$0.00	\$375.00	\$500.00	\$4,725.00	\$0.00	\$0.00	\$4,725.00	PO requested
Mission Chamber of Commerce Buenas Tardes Luncheon	08/16/2023	\$750.00	\$0.00	\$187.50	\$0.00	\$937.50	(\$937.50)	\$0.00	\$937.50	Invoiced
STS Training Seminar	08/19/2023	\$2,500.00	\$0.00	\$375.00	\$500.00	\$3,375.00	\$0.00	\$3,375.00	\$0.00	
South Texas College Academic Affairs Assembly	08/20/2023	\$5,300.00	\$0.00	\$375.00	\$500.00	\$6,175.00	\$0.00	\$6,175.00	\$0.00	
STC GED Ceremony	08/23/2023	\$4,000.00	\$0.00	\$600.00	\$500.00	\$5,100.00	\$0.00	\$5,100.00	\$0.00	
U.S. District Court Naturalization Ceremony	08/25/2023	\$2,850.00	\$0.00	\$600.00	\$0.00	\$3,450.00	\$0.00	\$0.00	\$3,450.00	PO Requested
HEB Service Awards Presentation	08/31/2023	\$6,500.00	\$0.00	\$600.00	\$500.00	\$7,600.00	\$0.00	\$7,600.00	\$0.00	
<b>TOTAL</b>		<b>\$33,550.00</b>	<b>\$0.00</b>	<b>\$5,237.50</b>	<b>\$3,500.00</b>	<b>\$42,287.50</b>	<b>(\$10,287.50)</b>	<b>\$33,175.00</b>	<b>\$9,112.50</b>	



**Grants** Activity Report- August 2023

Grant Name	Funding Agency	Department	Application Amount	Award Amount	Matching Amount	Due Date	Status
FY22 FEMA Flood Mitigation Assistance (FMA)	TWDB	Executive	\$ 320,000		25%		Submitted-Tracking
FY22 Building Resilient Infrastructure and Communities (BRIC)	TDEM	Executive	\$ 415,000		25%		Submitted-Tracking
FY23 SHSP Regular	OOG	Fire	\$ 123,927.18		None		Submitted-Tracking
FY23 SHSP LETPA	OOG	Police	\$ 56,142.35		None		Submitted-Tracking
FY22 AFG	DHS	Fire	\$ 172,873.50		10%		Submitted-Tracking
FY24 General Victim Assistance Grant Program	OOG	Police	\$ 50,000		None		Submitted-Tracking
Staffing for Adequate Fire and Emergency Response Grants (SAFER)	DHS	Fire	\$ 2,322,424		None		Submitted-Tracking
FY24 Local Border Security Program	OOG	Police	\$ 190,000		None		Submitted-Tracking
FY22 Fire Prevention and Safety	DHS	Fire	\$ 22,440.49		5%		Submitted-Tracking
FY23 COPS Hiring Program	DOJ COPS	Police	\$ 1,771,398.16		25%		Submitted-Tracking
Underrepresented Communities Grant Program	NPS	Museum	\$ 75,000		None		Submitted-Tracking
Trail Accelerator Grant	IMBA	Park	\$ 10,000		1:1		Submitted-Tracking



**Grants Activity Report- August 2023**

Grant Name	Funding Agency	Department	Application Amount	Award Amount	Matching Amount	Status
FY23 Transportation Alternatives	RGVMPO	Executive	\$ 250,000	\$ 250,000	25%	Awarded
OVAG-Victim Services	OAG	Police	\$ 84,000	\$ 49,500	None	Awarded
FY22 Operation Stonegarden Program	OOG	Police	\$ 350,000	\$ 350,000	None	Awarded/Active
Wal-Mart Community Grant	Wal-Mart	Fire/Police	\$ 2,000	\$ 2,000	None	Awarded/Active
Animal Welfare Organization	Petco Love	Health	\$ 35,000	\$ 30,000	None	Awarded/Active
La Cuchilla Drainage Improvement Project	TXGLO	Executive	\$ 1,000,000	\$ 997,236.75	1%	Awarded/Active
Astroland Drainage Improvement Project	TXGLO	Executive	\$ 1,000,000	\$ 999,162	1%	Awarded/Active
Trail Connectivity Project	VBLF	Park	\$ 500,000	\$ 500,000	None	Awarded/Active
FY22 Justice and Mental Health Program	BJA	Police	\$ 388,001.38	\$ 229,962.91	(Year 1) 20%	Awarded/Active
Better Cities for Pets	Mars Petcare Program	Health	\$ 20,000	\$ 20,000	None	Awarded/Active
FY23 Justice Assistance Grant Program	OOG	Police	\$ 30,000	\$ 30,000	None	Awarded/Active
Lions Park Development	AEP	Parks	\$ 30,000	\$ 30,000	None	Awarded/Active
FY23 Local Border Security	OOG	Police	\$ 190,000	\$ 190,000	None	Awarded/Active
COPS Accreditation Program	DOJ COPS	Police	\$	\$ 21,116.34	None	Awarded/Active
All-Inclusive Lions Park	TPWD	Parks	\$ 1,500,000	\$ 750,000	\$750,000	Awarded/Active
Border Zone Fire Dept.	OOG	Fire	\$ 250,000	\$ 78,735.25	None	Awarded/Active
FY22-23 Solid Waste Grant	LRGVDC	Sanitation	\$ 25,000	\$ 25,000	10%	Closed
OVAG-Victim Services	OAG	Police	\$ 89,908	\$ 44,954(YR2)	None	Closed
Southwest Border (SWB) Rural Law Enforcement Assistance Program	BJA	Police	\$ 93,000	\$ 93,000	None	Closed
FY24 Texas Reads	TSLAC	Library	\$ 10,000		None	Not Awarded

**Grand Total: \$ 4,527,713.25**



# Information Technology

## *Departmental Report August 2023*

### **Information Technology Department Overview**

In partnership with other City of Mission departments, Information Technology's focus is to maintain core technologies; plan for technology evolution; promote centralized data storage and reporting; consolidate business operations on standardized applications; provide effective communication tools; and enhance local area network (LAN) and mobile connectivity in the most efficient, team oriented, and fiscally responsible manner so that City of Mission residents, businesses and visitors receive the best service possible.

#### **Update all Nodes**

Install latest OS, Patch Management, update antivirus, update applications on all systems to include PD. 98% Complete

#### **New Public Safety Building**

Install door access control, security cameras, wireless access points, data cables, phones, and multimedia. 50% Complete

#### **Cyber Security**

Configure 24X7 SOC monitoring service and patch management system. Implementation phase of the project. Complete

#### **City Hall Security Surveillance System**

Implementation Phase of project. Complete

**COMMUNITY DEVELOPMENT DEPARTMENT  
PROGRESS REPORT  
FISCAL YEAR 10/01/2022-09/30/2023**

<b>PROGRESS REPORT CDBG</b>	<b>JULY, 2023 UNOFFICIAL</b>				
<b>AGENCY / DEPARTMENT / DESCRIPTION / BUDGET</b>	<b>MONTHLY EXPENDITURE</b>	<b>ACCOMPLISHMENT</b>	<b>YEAR TO DATE</b>	<b>%</b>	<b>BALANCE</b>
<b>AMIGOS DEL VALLE - MEALS</b> \$20,000.00 Funds will be utilized to provide meals to homebound seniors.	\$1,563.68	Agency submitted June request and monthly report; exhausted funds, YTD 22 participants	\$20,000.00	100%	\$0.00
<b>AREA AGENCY ON AGING</b> \$3,000.00 Funds will be utilized to provide assist seniors with minor repairs/modifications and medical supplies.	\$602.62	Agency submitted June request and monthly report; YTD 9 participants	\$3,000.00	100%	\$0.00
<b>CASA OF HIDALGO COUNTY, INC.</b> \$1,000.00 Funds will be utilized for expenses generated in advocating for abused and neglected children.	\$132.79	Agency submitted March & April request and monthly report, YTD 1 participant	\$528.19	53%	\$471.81
<b>CHILDREN'S ADVOCACY CENTER</b> \$5,000.00 Funds will be utilized to provide counseling services for abused/neglected children and their families.	\$0.00	Agency exhausted funds; YTD 36 participants	\$5,000.00	100%	\$0.00
<b>EASTER SEALS SOCIETY</b> \$3,000.00 Funds will be utilized to provide rehab therapy, occupation, physical and speech therapy.	\$500.00	Agency submitted June request and monthly reports; YTD 1 participant	\$2,160.00	72%	\$840.00
<b>SILVER RIBBON</b> \$3,000.00 Funds will be utilized to provide assistance with rent, rent deposits, utilities, utility deposits, medications, physician/medical visits, eyeglasses, durable medical equipment.	\$0.00	Agency has not submitted June request and monthly report; YTD 10 participants	\$1,486.42	50%	\$1,513.58
<b>C.A.M.P. UNIVERSITY</b> \$3,000.00 Funds will be utilized to provide day habilitation providing life skills for adults with special needs.	\$0.00	Agency exhausted funds; YTD: 4	\$3,000.00	100%	\$0.00
<b>HOPE MEDICAL SERVICES</b> \$3,000.00 Funds will be utilized to provide medical services to uninsured and/or low income residents.	\$0.00	Agency has not submitted request and monthly report; serving 27 participants	\$2,919.00	97%	\$81.00
<b>COMFORT HOUSE</b> \$3,000.00 Funds will be utilized to provide twenty-four hour palliative care to patients who have a prognosis of four months or less to live.	\$0.00	Agency exhausted funds; YTD 3 participants	\$3,000.00	100%	\$0.00
<b>HOUSING ASSISTANCE PROGRAM</b>					
<b>REHABILITATION</b> \$35,480.00	\$0.00	Staff recertifying next applicant to be assisted.	\$23,000.00	65%	\$12,480.00
<b>RECONSTRUCTION</b> \$1,068,883.00	\$0.00	Staff working with five homes under construction.	\$551,377.05	52%	\$517,505.95
<b>HOUSING ADMINISTRATION FY 22-23</b> \$115,167.00	\$7,966.29	Oversight expense of the Housing Assistance Program	\$88,117.65	77%	\$27,049.35
<b>PROGRAM ADMINISTRATION FY 22-23</b> \$183,167.00	\$11,580.28	Oversight expense of the CDBG Program	\$140,092.75	76%	\$43,074.25
<b>\$1,446,697.00</b>	<b>\$22,345.66</b>		<b>\$843,681.06</b>	<b>58%</b>	<b>\$603,015.94</b>
	<b>Community Development Department CDBG / HOUSING</b>				
	<b>New Applicants (HAP)</b>	<b>Agencies/Contractor:</b>	<b>Departments:</b>	<b># of referrals to other agencies/departments:</b>	<b>Walk-ins</b>
	0	2	1	15	14
	<b>New Applicants (EAP)</b>	<b>Re-certifications:</b>	<b>Previously Assisted:</b>	<b>Incoming Calls:</b>	<b>Appointments</b>
	2	0	0	78	5

**COMMUNITY DEVELOPMENT DEPARTMENT  
 PROGRESS REPORT CV AND CV-3  
 FISCAL YEAR 2022-2023 (FUNDING THRU 06/2026)**

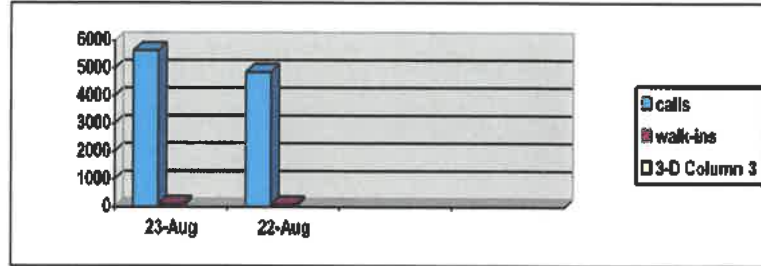
<b>PROGRESS REPORT CV</b>	<b>JULY, 2022 UNOFFICIAL</b>				
<b>AGENCY / DEPARTMENT / DESCRIPTION / BUDGET</b>	<b>MONTHLY EXPENDITURE</b>	<b>ACCOMPLISHMENT</b>	<b>YEAR TO DATE</b>	<b>%</b>	<b>BALANCE</b>
<b>AMIGOS DEL VALLE - MEALS</b>					
<b>\$77,692.00</b>					
Funds will be utilized to assist seniors affected by COVID-19 and expand services for weekend deliveries and/or drive-thru meal pickup due to social distancing.	\$8,499.15	Agency submitted June monthly request/report; YTD 74 participants.	\$56,251.80	72.40%	\$21,440.20
<b>EMERGENCY ASSISTANCE PROGRAM</b>					
<b>\$100,100.00</b>					
Funds will be utilized to assist residents affected by COVID-19 with rent/mortgage and utility assistance.	\$4,979.50	Staff process 2 applicants; YTD 14 participants	\$63,689.00	63.63%	\$36,411.00
<b>PROGRAM ADMINISTRATION</b>					
<b>\$13,448.00</b>					
	\$1,921.93	Oversight expense of the EAP Program; Intake clerk coordinating events for the program	\$13,137.36	97.69%	\$310.64
<b>AFFORDABLE HOMES OF SOUTH TEXAS CV3</b>					
<b>\$142,548.00</b>					
Funds will be utilized to provide rent and mortgage assistance to residents that have been affected by the pandemic COVID-19.	\$10,574.77	Agency submitted June request and monthly report; YTD:24 participants	\$73,322.82	51.44%	\$69,225.18
<b>FOOD BANK OF RGV CV3</b>					
<b>\$33,390.00</b>					
Funds will be utilized to purchase food items for distribution of food baskets/boxes to individuals/families affected by COVID-19.	\$0.00	Agency submitted June monthly request/report; staff will review and process YTD 637 participants.	\$20,660.67	61.88%	\$12,729.33
<b>MISSION FIRE DEPARTMENT CV3</b>					
<b>\$100,478.00</b>					
Funds will be utilized to purchase equipment for emergency use at the shelter during declared disasters to serve the community affected by COVID19	\$0.00	Staff working on obtaining concrete pad quotes and specifications for video message board.	\$0.00	0.00%	\$100,478.00
<b>\$467,656.00</b>	<b>\$25,975.35</b>		<b>\$227,061.65</b>	<b>53.41%</b>	<b>\$240,594.35</b>

## CITY SECRETARY MONTHLY REPORT AUGUST 2023

**Reception:**

Calls received: 5,638

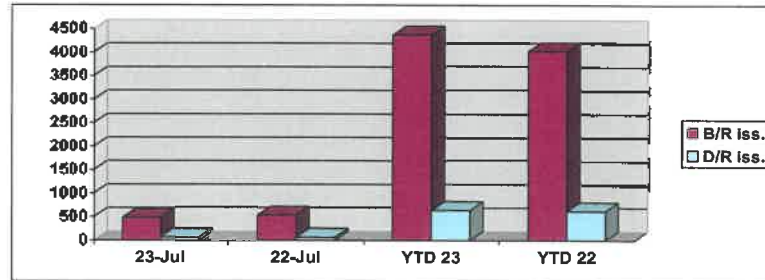
Walk-ins: 98



**Vital Statistics:**

Birth Records Registered  
 Birth Records Issued  
 Death Records Registered  
 Death Records Issued  
 Funds Received

Aug-23	Aug-22		YTD 23	YTD 22
185	231		1612	1919
534	599		5372	5066
49	53		477	639
129	61		899	731
\$13,238.00	\$14,510.00		\$ 131,533.00	\$ 140,245.00



**Cemetery:**

	<u>Laurel Hill</u>	<u>San Jose</u>	<u>Catholic</u>	<u>Baby Sp.</u>	<u>YTD 22/23</u>
<b>Burials:</b>	2	0	1	0	49
<b>Sold Spaces:</b>	0	0	0	0	0

	<u>Laurel Hill</u>	<u>San Jose</u>	<u>Catholic</u>	<u>Baby Sp.</u>	<u>YTD 21/22</u>
<b>Burials:</b>	2	1	5	0	126
<b>Sold Spaces:</b>	0	0	0	0	77



Mission Fire Prevention Bureau  
415 W. Tom Landry Ave.  
Mission, TX 78572  
Phone 956-580-8711  
Fax 956-580-8712

# Mission Fire Prevention

## Monthly Activity Report: August 2023

### FIRE INVESTIGATIONS

There were (2) fire investigations for the month of August.

- On August 6, 2023, Lieutenant Oscar Alanis was called to document an electrical fire at 4206 San Gabriel Apt. #11204. Undetermined.
- On August 9, 2023, Lieutenant Omar Salinas was called to document a structure fire at 1005 E. 1<sup>st</sup> st Undetermined

Full Investigation: 0 Total

Call out to document of Incident: 2 Total

Year to Date: 25 Total

### SOUTH TEXAS ARSON RESPONSE TEAM FIRE INVESTIGATIONS

The Hidalgo County Fire Marshal's Office asked for our assistance in zero (0) fire investigations for the month of August.

Our assistance was requested: 0 Total

Assistance Requested by us: 0 Total

Year to Date: 0 Total

## **INSPECTIONS**

There were two hundred and six (206) inspections conducted for the month of August: Thirty-six (36) occupancy, one hundred and thirty-two (132) annual and thirty-eight (38) other forms of inspections.

Year to Date: 2,094 Total 401 Occupancy 1,433 Annual 260 Other

Inspection rate to date: 42%

## **COMPLAINTS**

There were zero (0) complaints for the month of August.

There were zero (0) complaints resolved within this month.

Year to Date: 0 Total

## **SUBDIVISION REVIEWS**

For the month of August there were sixteen (16) subdivision plan reviews.

Year to Date: 240 Total

## **SPRINKLER SYSTEM REVIEWS**

For the month of August there were Five (5) sprinkler system plan reviews.

Year to Date: 17 Total

## **FIRE ALARM SYSTEM REVIEWS**

For the month of August there were nine (9) fire alarm system plan review.

Year to Date: 44 Total

## **EXHAUST HOOD CANOPY PLAN REVIEWS**

For the month of August there was zero (0) exhaust hood canopy plan reviews.

Year to Date: 5 Total

### **HOOD SUPPRESSION PLAN REVIEWS**

For the month of August there were two (2) hood suppression plan reviews.

Year to Date: 12 Total

### **LP TANK PERMITS**

For the month of August there were one (1) LP tank permits issued.

Year to Date: 15 Total

### **UNDERGROUND STORAGE TANK REMOVAL PERMITS**

There was one (0) underground storage tank removal permits issued for the month of August.

Year to Date: 6 Total

### **ABOVEGROUND STORAGE TANK REMOVAL PERMITS**

There was one (0) aboveground storage tank removal permits issued for the month of August.

Year to Date: 1 Total

### **BURNING PERMITS**

There were four (4) city burning permits issued for the month of August.

Year to Date: 34 Total

## **PLAN REVIEWS**

We had sixteen (16) plan reviews for the month of August.

- Mission Spanish SDA Church – 1725 W Griffin
- Building Remodel – 2014 E Bus Hwy 83
- Finish Out – 2308 E. 1<sup>st</sup> St. Suite 2
- Burlington – 1405 E. Exp 83
- One Main – 201 S. Shary Ste 650
- 4 Plex – 710 Palmer
- WSS – 501 S. Conway
- 4 Plex – 708 Palmer
- Additional Parking – 2215 N. Shary
- DD Discounts (exterior only) – 501 S. Conway
- Demolition – 501 S. Conway
- Tortillas Aries – 201 N. Shary Suite 3-4
- Precious Moments Floral & Antiques – 722 E. 8<sup>th</sup> Suite G
- Dr. Jose Linan – 1300 S. Bryan Ste. 107
- Clinica Argenal Shary – 518 n. Shary Suite F
- Dollar Tree – 1137 E. 9<sup>th</sup>

Year to Date: 115 Total

## **FIRE DRILLS**

There were zero (0) fire drills conducted for the month of August.

Year to Date: 3 Total

## **TRAINING**

There were one (1) trainings in the month of August.

- Lieutenant Eric Lopez and Lieutenant Omar Salinas attended a Drone training class in New Mexico from August 28 – September 1, 2023.

Year to Date: 21 Total

## **MEETINGS ATTENDED**

For the month of August there were thirty -seven (37) meetings attended by the Fire Prevention Office.

- August 1, 2023 – Fire Marshal Frank Cavazos Staff meeting
- August 3, 2023 – Fire Marshal Frank Cavazos SRC meeting
- August 4, 2023 – Fire Marshal Frank Cavazos attended EPlan soft meeting
- August 4, 2023 – Fire Marshal Frank Cavazos had a meeting with Chief Navarrete
- August 7, 2023 – Fire Marshal Frank Cavazos Parade meeting via zoom call
- August 7, 2023 – Fire Marshal Frank Cavazos Budget meeting
- August 7, 2023 – Fire Marshal Frank Cavazos City ID's
- August 9, 2023 – Fire Marshal Frank Cavazos had a staff meeting at City Hall
- August 9, 2023 – Fire Marshal Frank Cavazos attended National Night Out meeting
- August 9, 2023 – Fire Marshal Frank Cavazos attended Chiefs Briefing meeting (C-Shift)
- August 10, 2023 – Fire Marshal Frank Cavazos was out of town to Mathis to pick up Tutor extinguisher
- August 10, 2023 – Fire Marshal Frank Cavazos attended Chiefs Briefing meeting (A-Shift)
- August 11, 2023 – Fire Marshal Frank Cavazos and Chief Garcia met with Pharr Fire Marshall Manuel Rentz
- August 14 2023 - Fire Marshal Frank Cavazos met with Chief Garcia and Lieutenant Eric Lopez
- August 14, 2023 – Fire Marshal Frank Cavazos City ID's
- August 14, 2023 – Fire Marshal Frank Cavazos met with Saul regarding hydrant
- August 14, 2023 – Fire Marshal Frank Cavazos workshop meeting at City Hall
- August 14, 2023 – Fire Marshal Frank Cavazos had a City Council Meeting
- August 15 2023 – Fire Marshal Frank Cavazos staff meeting
- August 16, 2023 – Fire Marshal Frank Cavazos attended Grito Meeting at City Hall
- August 16, 2023 – Fire Marshal Frank Cavazos met with Mr. Ramirez hydrant placement
- August 16, 2023 – Assistant Fire Marshal Frank Cavazos attended October Fire Prevention Event meeting in conference room
- August 17, 2023 – Assistant Fire Marshal Frank Chaires attended SRC meeting
- August 21, 2023 – Assistant Fire Marshal Frank Cavazos City Council Workshop meeting via zoom call
- August 21, 2023 – Assistant Fire Marshal Frank Cavazos attended Weather Meeting with Chief Garcia
- August 21, 2023 – Assistant Fire Marshal Frank Cavazos attended Chiefs Briefing in the Training room
- August 22, 2023 – Fire Marshal Frank Cavazos attended staff meeting at City Hall
- August 23, 2023 – Fire Marshal Frank Cavazos and Chief Garcia had meeting re: Mission CISD contract
- August 23 2023 – Fire Marshal Frank Cavazos City ID's
- August 29, 2023 – Fire Marshal Frank Cavazos attended a Leadership training class in Pharr, Texas
- August 30, 2023 – Fire Marshal Frank Cavazos attended a Policies & Procedures Work Group Meeting
- August 30, 2023 – Fire Marshal Frank Cavazos City ID's
- August 30, 2023 – Fire Marshal Frank Cavazos attended SOP Meeting at Central Station
- August 30, 2023 – Assistant Fire Marshal Frank Chaires attended a PO meeting
- August 30, 2023 – Fire Marshal Joel Saenz attended PCC meeting at City Hall
- August 31, 2023 – Assistant Fire Marshal Frank Chaires attended SRC meeting
- August 31, 2023 – Fire Marshal Frank Cavazos attended Directors Retreat at Palm Valley Church
- 

Year to Date: 165 Total

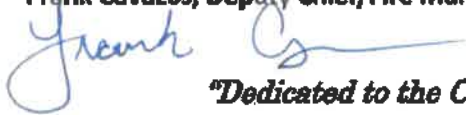
**PUBLIC EDUCATION**

During the month of August there were four (8) presentations conducted.

Date	Location	Fire Extinguisher w/Simulator	Fire Safety Traller	Tours of Stations	Fire Safety Presentation	City Events/ Parade
8/4/2023	Speer Memorial Library				30	
8/4/2023	Mission Central Fire Station #1			20		
8/5/2023	HEB #1		100		60	
8/5/2023	HEB #2		200			
8/5/2023	Rodeo Dental – Palmhurst				100	
8/10/2023	Rodeo Dental – Sharyland		30			
8/11/2023	Mission CISD/835-611 N Holland	10				
8/14/2023	Sharyland ISD Transportation	84				

Year to Date: 64 Presentations 17,297 Audience  
Year to Date w/The Tutor 6 Presentations 389 Audience  
Year to Date w/F.S.T. 13 Presentations 3,000 Audience  
Year to Date w/ City Events 5 Presentations 1,010 Audience  
Year to Date – Other 1 Presentations 20 Audience  
Year to Date Grand Total 83 Presentations 21,716 Audience

Frank Cavazos, Deputy Chief/Fire Marshal



*"Dedicated to the Community We Protect... and Serve"*

Year-by-Year:	2019 - 2020	2020 - 2021	2021 - 2022	2022-2023	2023 % to 2022
Total Responses					
EMS					0 #DN/O!
Fire/1st Responder					0 #DN/O!
Fire Inspections	903	1,324	1,776		2095 #DN/O!
Fire Insp. (rate)	23.21%	32%	39%		42%
Fire Loss (\$\$)					\$0
Total Businesses	3,890	4,184	4,604		5044

FY 2022-2023:	Oct	Nov	Dec	Jan	Feb	Mar
EMS						
Fire/1st Responder						
Fire Inspections	225	201	107	116	169	329
Fire Loss (\$\$)						
FY 2022-2023:	Apr	May	Jun	Jul	Aug	Sep
EMS						
Fire/1st Responder						
Fire Inspections	201	146	239	156	206	
Fire Loss (\$\$)						

**Response Time**

Year-by-Year:	2015	2016	2017	2018	2019 % to 2018
Response Time (Sec)					

FY 2022-2023:	Oct	Nov	Dec	Jan	Feb	Mar
Response Time (Sec)						
FY 2022-2023:	Apr	May	Jun	Jul	Aug	Sep
Response Time (Sec)						