

Mission Event Center Revenue Ledger

07/01/2025 - 07/31/2025

Source: RESERVE (event management software)

[illegible]

MISSION FIRE DEPARTMENT

Emergency Ambulance Response Report

July 2025



“Dedicated to the Community we Protect... and Serve”



eso



Average Response Time

Previous Month ▾

Jul 1, 2025 - Jul 31, 2025 ▾

06:51

MM:SS

Avg. Response Time

65%

OF RESPONSES

Response Time 08:00

31

DAYS

In-Selected

376

UNIT RESPONSES

In-Selected Time Slice

08:20

06:40

05:00

03:20

01:40

00:00

Jul 2

Jul 4

Jul 6

Jul 8

Jul 10

Jul 12

Jul 14

Jul 16

Jul 18

Jul 20

Jul 22

Jul 24

Jul 26

Jul 28

Jul 30



Counts

% Rows

% Columns

% All

Week Ending	7/6/25	7/13/25	7/20/25	7/27/25	8/3/25	8/10/25	8/17/25	8/24/25	8/31/25	9/7/25	9/14/25	9/21/25	9/28/25	Total
00:00 - 04:59	5.32%	1.86%	3.72%	4.26%	2.13%									17.29%
05:00 - 07:59	9.84%	10.11%	9.04%	12.5%	6.12%									47.61%
08:00 - 08:59	1.6%	4.26%	4.52%	2.13%	1.06%									13.56%
09:00 - 09:59	0.8%	1.33%	1.86%	1.86%	0.53%									6.38%
10:00 - 11:59	3.72%	1.86%	1.6%	1.6%	0.53%									9.31%
12:00 - 14:59	1.33%	0.53%	1.06%	1.86%										4.79%
15:00 - 16:59		0.27%			0.53%									0.8%
17:00 - 17:59														
18:00 - 19:59	0.27%													0.27%
20:00 - 29:59														
30:00 - 59:59														
Total	22.87%	20.21%	21.81%	24.2%	10.9%									100%
Exceptions														0%



Previous Month ▾ Jul 1, 2025 - Jul 31, 2025 ▾

Counts

% Rows

% Columns

Alt

Week Ending	7/6/25	7/13/25	7/20/25	7/27/25	8/3/25	8/10/25	8/17/25	8/24/25	8/31/25	9/7/25	9/14/25	9/21/25	9/28/25	Total
Abdominal Pain	1.04%	2.07%	2.07%	2.9%	0.62%									8.7%
Acute Pain, not elsewhere classified		0.21%	0.21%	0.41%										0.83%
Acute Respiratory Distress (Dyspnea)	0.21%	0.83%	2.07%	0.41%										3.52%
Alcohol use			0.21%	0.21%										0.41%
Allergic Reaction	0.21%	0.41%												0.62%
Altered Mental Status	1.04%	1.04%	0.41%	0.62%	0.21%									3.31%
Anxiety reaction/Emot... upset	1.04%	0.62%	0.83%	1.04%	0.21%									3.73%
Back Pain	0.83%	0.41%	0.62%	1.24%	0.41%									3.52%
Cardiac arrest	0.21%	0.41%												0.62%
Cardiac arrhythmia/dy..				0.21%										0.21%
Chest Pain / Discomfort	1.66%	1.04%	0.83%	1.04%	1.45%									6%
Chest pain on breathing					0.21%									0.21%
Common Cold				0.21%										0.21%
Congestive heart failure (CHF)					0.21%									0.21%
Dehydration				0.21%										0.21%
Diabetic Hyperglycemia	0.21%		0.21%	0.21%	0.21%									0.83%
Diabetic Hypoglycemia	0.41%		0.21%		0.21%									0.83%
Dizziness	0.21%	0.83%		0.21%										1.24%
Extremity Pain	1.86%	1.66%	1.24%	0.62%	0.21%									5.59%
Eye Pain	0.21%													0.21%
Fatigue	0.21%			0.21%										0.41%
Fever	0.41%		0.21%	0.41%										1.04%
Gastrointestin.. hemorrhage	0.21%													0.21%
Generalized Weakness	2.9%	1.86%	2.28%	2.07%	0.41%									9.52%
Headache	0.62%			0.41%	0.21%									1.24%

Week Ending	7/6/25	7/13/25	7/20/25	7/27/25	8/3/25	8/10/25	8/17/25	8/24/25	8/31/25	9/7/25	9/14/25	9/21/25	9/28/25	Total
Heat Exhaustion	0.21%													0.21%
Hemorrhage		0.21%	0.21%											0.41%
Hypertension			0.62%	1.04%	0.41%									2.07%
Hypotension	0.21%		0.21%	0.21%	0.21%									0.83%
Injury	4.14%	1.86%	3.73%	3.11%	1.86%									14.7%
Laceration/Ab... (minor surface trauma)	0.41%	0.41%	0.21%	0.21%	0.41%									1.66%
Malaise	0.41%													0.41%
Medical device failure	0.21%				0.21%									0.41%
Mental disorder			0.21%	0.21%										0.41%
Metabolic disorder	0.21%													0.21%
Migraine					0.21%									0.21%
Multiple injuries	0.41%	0.21%	0.62%		0.21%									1.45%
Nausea				0.62%										0.62%
No Complaints or Injury/Illness Noted	1.04%	1.45%	1.24%	1.66%	1.66%									7.04%
Obvious Death		0.41%	0.21%											0.62%
Overdose - Alcohol		0.21%												0.21%
Overdose - Cannabis	0.41%													0.41%
Overdose - Fentanyl	0.21%													0.21%
Overdose - Other opioids			0.21%	0.21%	0.21%									0.62%
Overdose - Unspecified		0.21%	0.21%	0.21%										0.62%
Pain (Non-Traumatic)	0.21%	0.21%	0.41%	0.21%	0.21%									1.24%
Palpitations		0.21%	0.21%		0.21%									0.62%
Pregnancy related conditions			0.21%											0.21%
Respiratory disorder				0.41%	0.21%									0.62%
Seizure	0.62%	0.62%	0.62%	0.41%										2.28%
Seizures with status epilepticus	0.41%													0.41%
Sepsis/Septice..	0.21%	0.21%												0.41%
Stroke		0.83%		0.41%	0.21%									1.45%

Week Ending	7/6/25	7/13/25	7/20/25	7/27/25	8/3/25	8/10/25	8/17/25	8/24/25	8/31/25	9/7/25	9/14/25	9/21/25	9/28/25	Total
Suffocation or Asphyxia			0.21%											0.21%
Suicidal Ideation			0.21%	0.21%										0.41%
Syncope / Fainting	0.62%	0.62%	0.62%	0.83%	0.62%									3.31%
Toothache	0.21%													0.21%
Unconscious	0.21%			0.21%										0.41%
Urinary system disorder				0.41%	0.21%									0.62%
Vomiting	0.21%			0.62%										0.83%
Total	24.02%	19.05%	21.53%	23.81%	11.59%									100%

Previous Month ▾

Jul 1, 2025 - Jul 31, 2025 ▾

78%

TRANSPORTS
Percentage of Patient
Encounter.



19%

NON TRANSPORTS
Percentage of Patient
Encounter.




2%

OTHER DISPOSITIONS
Percentage of Patient
Encounter.

481

RECORDS
In Selected Time Span



31

DAYS
In Selected Time Span



Week Ending	7/6/25	7/13/25	7/20/25	7/27/25	8/3/25	8/10/25	8/17/25	8/24/25	8/31/25	9/7/25	9/14/25	9/21/25	9/28/25	Total
July	114	94	101	119	51									479
August					2									2
Total	114	94	101	119	53									481



eso



TRANSPORTS

Transports By Destination Name (Bar)

Previous Month ▾ Jul 1, 2025 - Jul 31, 2025 ▾

385

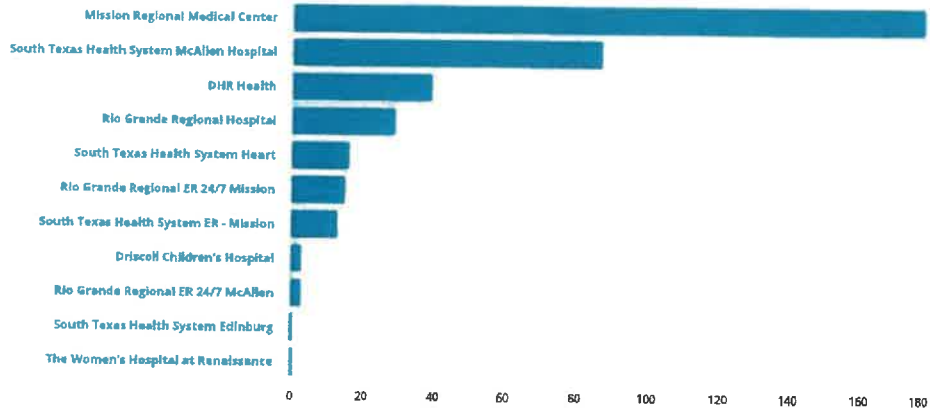
RECORDS

Inpatient Hospital

31

DAYS

Inpatient Hospital



Counts

% Rows

% Columns

All

Week Ending	7/6/25	7/13/25	7/20/25	7/27/25	8/3/25	8/10/25	8/17/25	8/24/25	8/31/25	9/7/25	9/14/25	9/21/25	9/28/25	Total
DHR Health	1.3%	2.08%	2.08%	3.12%	1.56%									10.13%
Driscoll Children's Hospital	0.26%			0.52%										0.78%
Mission Regional Medical Center	11.17%	8.05%	9.09%	11.95%	5.97%									46.23%
Rio Grande Regional ER 24/7 McAllen		0.26%	0.26%		0.26%									0.78%
Rio Grande Regional ER 24/7 Mission	1.04%	1.3%	0.26%	0.52%	0.78%									3.9%
Rio Grande Regional Hospital	1.3%	2.08%	2.34%	1.3%	0.52%									7.53%
South Texas Health System ER - Mission	0.78%	0.52%	0.26%	1.3%	0.52%									3.38%
South Texas Health System Edinburg	0.26%													0.26%
South Texas Health System Heart	0.52%	1.3%	1.3%	1.04%										4.16%
South Texas Health System McAllen Hospital	6.23%	4.16%	6.23%	4.16%	1.82%									22.6%
The Women's Hospital at Renaissance			0.26%											0.26%
Total	22.86%	19.74%	22.08%	23.9%	11.43%									100%

Undefined	
Charge Adjustments	(\$24,225.62)
Charges in Period	\$731,908.00
Credits	(\$970,544.58)
Total AR Change for Undefined	(\$262,862.20)
Mission	
AR Previous Balance for Mission	\$3,245,816.37
Charge Adjustments	(\$24,225.62)
Charges in Period	\$731,908.00
Credits	(\$970,544.58)
Accounts Receivable Change for Mission - 202507	(\$262,862.20)
Total Balance Forward for Mission	\$2,982,954.17

Executive Summary for 216 - Mission



	Oct-24	Nov-24	Dec-24	Jan-25	Feb-25	Mar-25	Apr-25	May-25	Jun-25	Jul-25	Grand Total
Gross Charges	\$879,013	\$859,064	\$894,700	\$838,928	\$751,248	\$764,604	\$809,836	\$841,545	\$796,896	\$707,682	\$8,143,518
Cash Collections	(\$242,272)	(\$182,251)	(\$315,376)	(\$178,538)	(\$164,774)	(\$219,555)	(\$198,928)	(\$232,792)	(\$191,109)	(\$249,310)	(\$2,174,906)
Gross Charge per Trip	\$1,894	\$1,909	\$1,884	\$1,894	\$1,907	\$1,869	\$1,990	\$1,904	\$1,934	\$1,872	\$1,905
Cash/Txp (CPT)	\$522	\$405	\$664	\$403	\$418	\$537	\$489	\$527	\$464	\$660	\$509
Payer Mix											
Insurance	19.4%	19.3%	18.3%	18.3%	21.8%	22.7%	21.4%	22.2%	17.0%	7.1%	18.9%
Medicaid	13.8%	12.7%	12.8%	13.3%	17.5%	13.0%	22.6%	16.5%	16.0%	10.3%	14.8%
Medicare	51.1%	47.6%	50.3%	55.8%	47.7%	51.8%	45.0%	48.0%	49.8%	28.6%	47.8%
Private Pay	17.0%	20.2%	17.9%	12.6%	13.7%	12.7%	12.5%	13.3%	9.7%	1.6%	13.4%
Govt Misc	0.0%	1.6%	0.4%	1.4%	0.5%	1.5%	1.5%	2.0%	1.7%	1.9%	1.2%
Payer Research	0.0%	0.2%	0.6%	0.0%	0.0%	0.0%	0.0%	0.0%	7.5%	52.4%	5.1%
Level of Service											
ALS Non-Emergency	0.0%	0.0%	0.0%	0.0%	0.0%	0.0%	0.0%	0.0%	0.0%	0.0%	0.0%
ALS Emergency	77.4%	73.1%	73.7%	76.5%	79.7%	77.0%	77.1%	76.7%	71.8%	78.6%	76.1%
ALS-2	1.1%	1.6%	3.2%	2.0%	2.5%	1.2%	0.7%	2.0%	3.4%	2.1%	2.0%
BLS Non-Emergency	0.0%	0.0%	0.0%	0.0%	0.0%	0.0%	0.0%	0.0%	0.0%	0.0%	0.0%
BLS Emergency	21.6%	25.3%	23.2%	21.4%	17.8%	21.8%	22.1%	21.3%	24.8%	19.3%	21.9%
SCT A0429	0.0%	0.0%	0.0%	0.0%	0.0%	0.0%	0.0%	0.0%	0.0%	0.0%	0.0%
Facility Base	0.0%	0.0%	0.0%	0.0%	0.0%	0.0%	0.0%	0.0%	0.0%	0.0%	0.0%
Level of Service Volume											
Total Service Volume	464	450	475	443	394	409	407	442	412	378	4,274
ALS Non-Emergency TXP	0	0	0	0	0	0	0	0	0	0	0
ALS Emergency TXP	359	329	350	339	314	315	314	339	296	297	3,252
ALS-2 Emergency TXP	5	7	15	9	10	5	3	9	14	8	85
BLS Non-Emergency TXP	0	0	0	0	0	0	0	0	0	0	0
BLS Emergency TXP	100	114	110	95	70	89	90	94	102	73	937
Sct A0429 TXP	0	0	0	0	0	0	0	0	0	0	0
Service Others Cnt	0	0	0	0	0	0	0	0	0	0	0
Facility Base TXP	0	0	0	0	0	0	0	0	0	0	0
Ground Mileage	2,735	2,372	2,513	2,579	2,427	2,472	2,543	2,727	2,332	2,313	25,013

08/08/2025 10:27 AM

MISSION FIRE DEPARTMENT


MONTHLY REPORT

July 2025



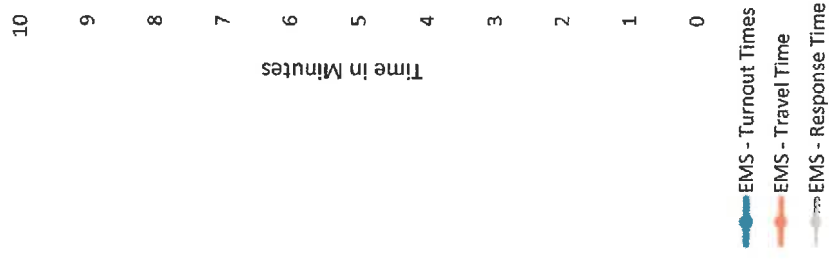
“Dedicated to the Community we Protect... and Serve”

Fire Response Time



July
2 6 6

EMS Response Time



...
+
...
Filters
...
✉
📧

Army Date Range
7/1/25 to 7/31/25

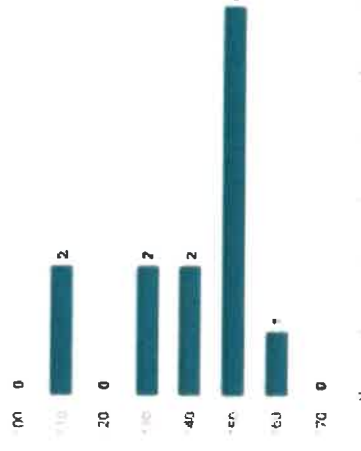
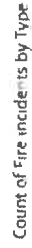
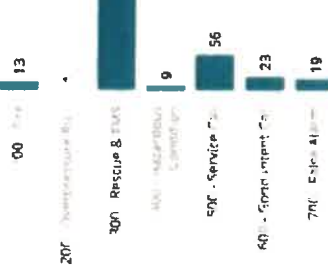
Aid Given/Received

Aid Given



Aid Received 4

Count of Fire incidents by Type

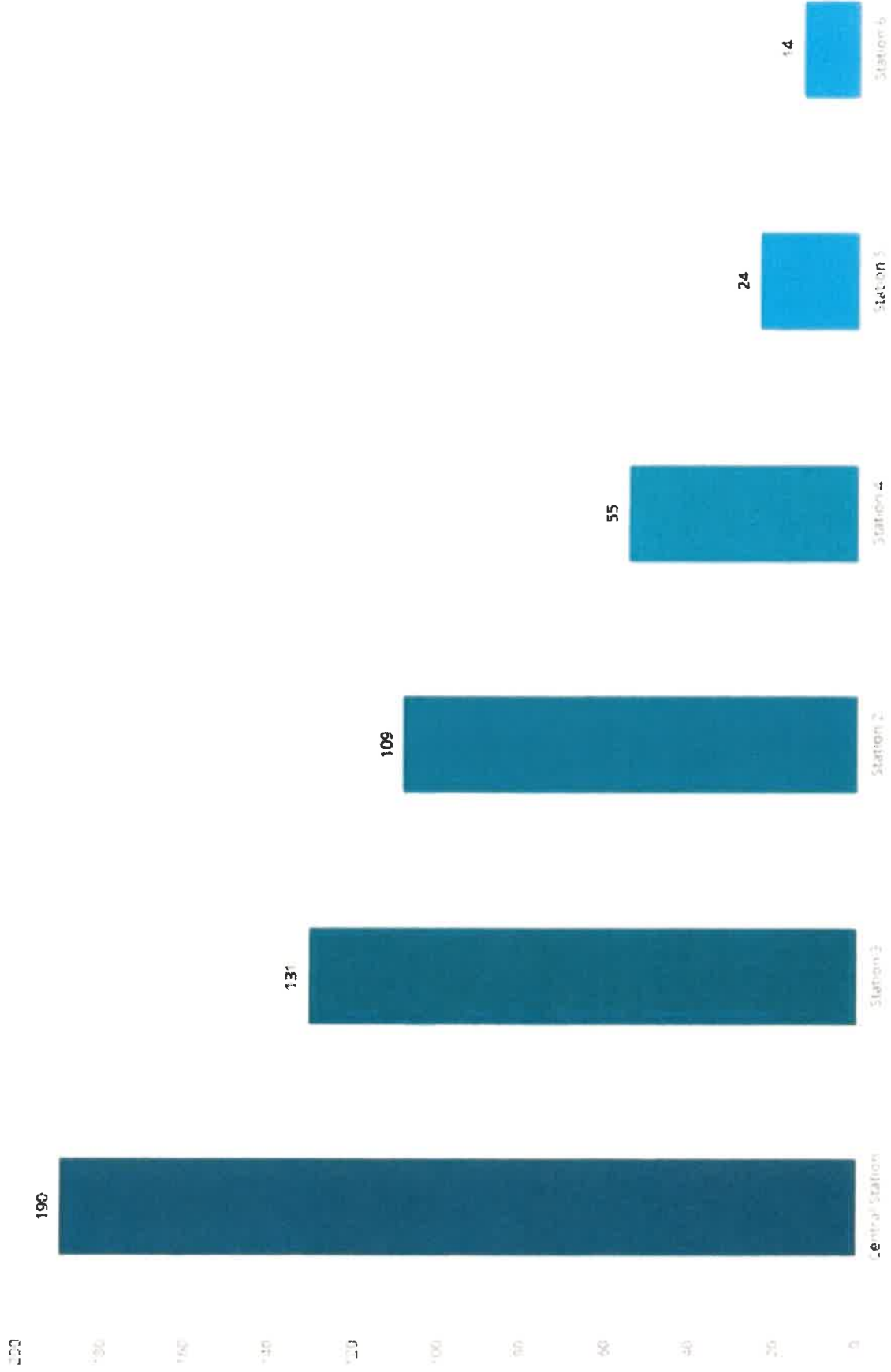


2016

416

Incident Count by Station

Incident Count by Station



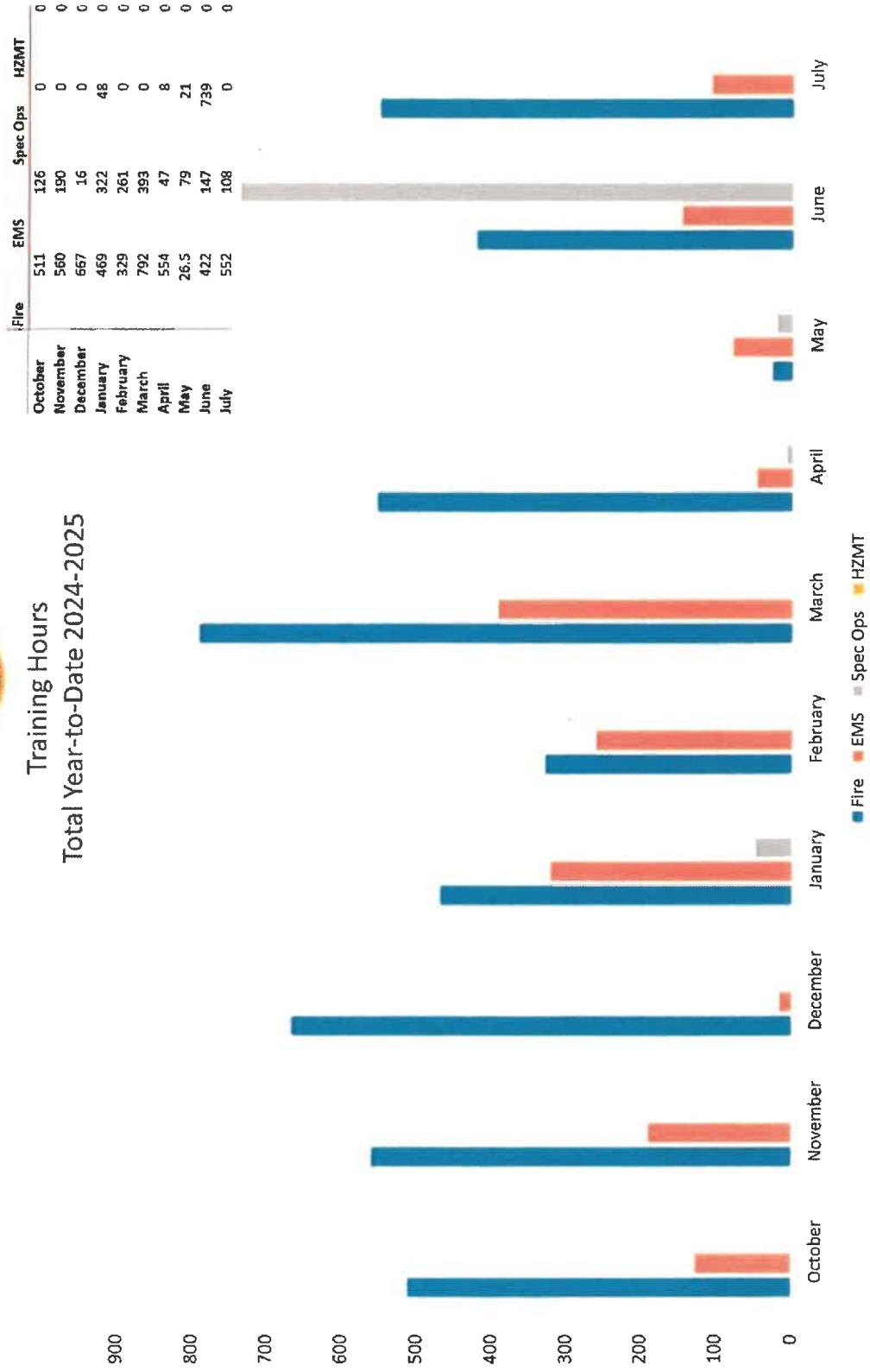
Apply

Cancel





Training Hours Total Year-to-Date 2024-2025





July Training Hours



	Fire	EMS	Spec Ops	HzMt
July	552	108	0	0

MISSION FIRE PREVENTION **MONTHLY REPORT**

July 2025



“Dedicated to the Community we Protect... and Serve”

FIRE INVESTIGATIONS

There were zero (0) fire investigations for the month of July.

Full Investigation: 0 Total

Call out to document of Incident: 0 Total

Call out to document of Incident: 0 Total

Year to Date: 17 Total

SOUTH TEXAS ARSON RESPONSE TEAM FIRE INVESTIGATIONS

The Hidalgo County Fire Marshal's Office asked for our assistance in one (1) fire investigations for the month of July.

Our assistance was requested: 1 Total

Assistance Requested by us: 1 Total

- July 17, 2025, at 914 W Tyler Ave. Harlingen Tx, Johnny's True Value

Year to Date: 1 Total

COMPLAINTS

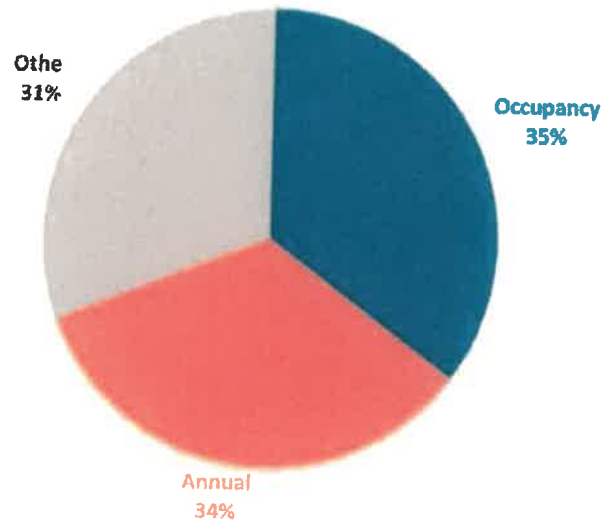
There were two (2) complaints for the month of July.

There were two (2) complaints resolved this month.

- July 8, 2025, at 3009 N. Conway
- July 16, 2025, at 4501 Santa Engracia Rd.

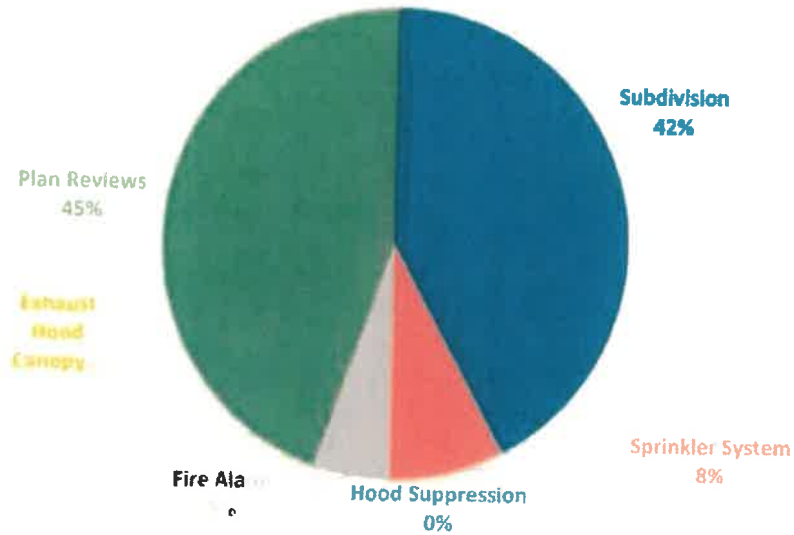
Year to Date: 22 Total

FIRE INSPECTIONS - JULY 2025



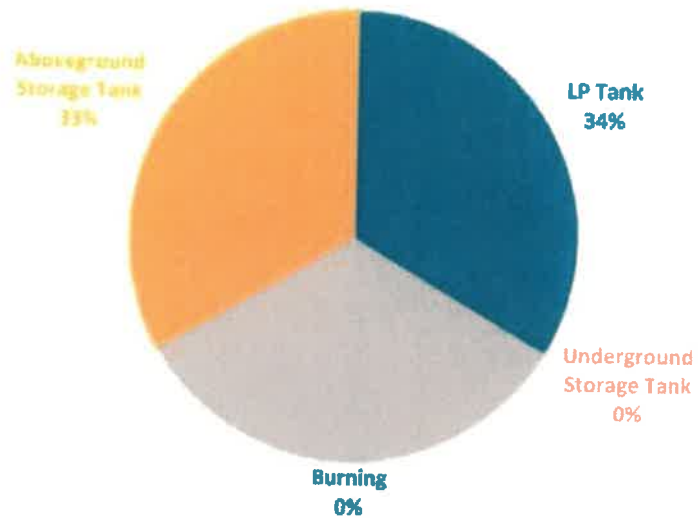
- 59 Occupancy
- 57 Annual
- 52 Other
- Year to Date: 1280 Total
- Inspection rate to date: 54%

PLAN REVIEWS - JULY 2025



- Subdivision Reviews: 16 - Year to Date: 207
- Sprinkler System Plan Reviews: 3 - Year to Date: 31
- Fire Alarm System Plan Reviews: 2 - Year to Date: 24
- Exhaust Hood Canopy Plan Reviews: 0 - Year to Date: 2
- Hood Suppression Plan Reviews: 0 - Year to Date: 15
- Plan Reviews: 17 - Year to Date: 189

PERMITS - JULY 2025



- **LP Tanks Permits: 1 – Year to Date: 6**
- **Underground Storage Tank Removal Permits: 0 – Year to Date: 0**
- **Aboveground Storage Tank Removal Permits: 1 – Year to Date: 4**
- **Burning Permits: 1 – Year to Date: 22**

FIRE DRILLS

There were one (1) fire drills conducted for the month of July.

- July 15, 2025-Practice fire alarm at 1200 E. 8th St.

Year to Date: 1 Total

TRAINING

There were two (2) training courses in the month of July.

- July 19-25, 2025- Lt. Sam Carrion attended Fire and Life Safety Educator training at College Station.
- July 29, 2025, - Fire Marshal Frank Cavazos and all Prevention team attended NFPA Training in Edinburg.

Year to Date: 38 Total

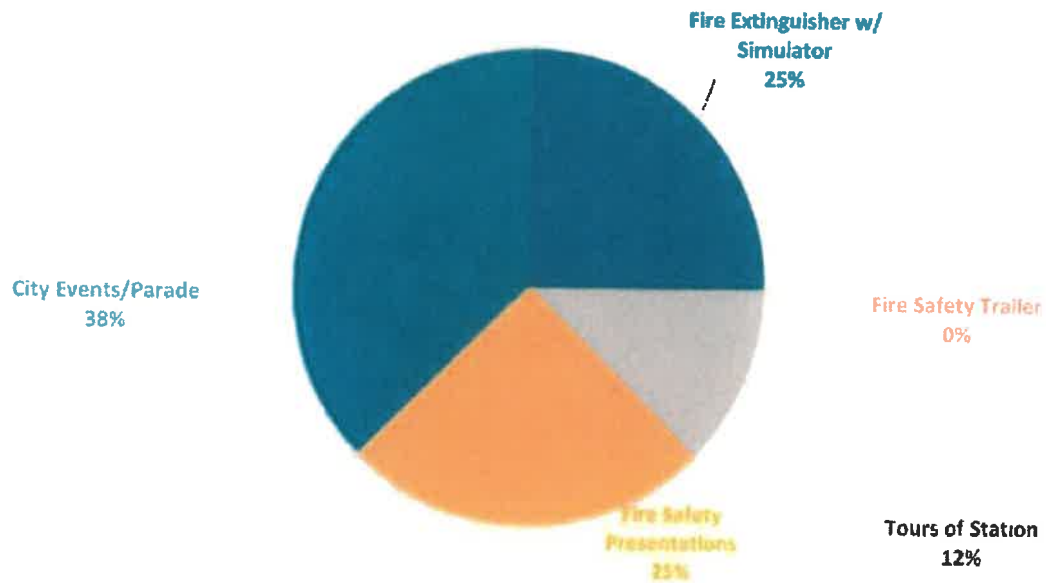
MEETINGS ATTENDED

For the month of July there were eighteen (18) meetings attended by the Fire Prevention Office.

- July 3, 2025- Fire Marshal Frank Cavazos attended SRC meeting at City Hall.
- July 7, 2025-Fire Marshal Frank Cavazos attended End of Probation Review meeting for I. Garcia.
- July 7, 2025-Fire Marshal Frank Cavazos attended Response Matrix discussion meeting at Central Station.
- July 8, 2025-Fire Marshal Frank Cavazos attended New Hire Interviews at Central Station.
- July 9, 2025-Fire Marshal Frank Cavazos attended a meeting at City Hall Executive Room for Utility Billing and Business Licensing.
- July 9, 2025-Fire Marshal Frank Cavazos attended Back to School Logistics meeting at Citrus building.
- July 10, 2025-Fire Marshal Frank Cavazos attended SRC meeting at City Hall.
- July 10, 2025-Fire Marshal Frank Cavazos attended at meeting at City Hall for possible Event Center at 907 N. Conway.
- July 14, 2025-Fire Marshal Frank Cavazos attended meeting at Central Station with Felipe Pedraza reference to TruFit.
- July 14, 2025-Fire Marshal Frank Cavazos attended meeting at Central Station with Roy Olivarez from Phoenix Fire in reference to Tinsel Town.
- July 18, 2025-Fire Marshal Frank Cavazos attended New Hire Interviews at Central Station for dispatch.
- July 21, 2025-Fire Marshal Frank Cavazos attended meeting at Central Station with Univision for Car Fire Safety.
- July 21, 2025-Fire Marshal Frank Cavazos attended meeting at City Hall with Pete Charles for Lions Park Rental for Fire Prevention Week.
- July 24, 2025- Fire Marshal Frank Cavazos attended SRC meeting at City Hall.
- July 24, 2025- Fire Marshal Frank Cavazos and Capt. Mike Reyes met with Villa Homes at Central Station for Plan Review.
- July 28, 2025- Fire Marshal Frank Cavazos and all Prevention staff attended Insurance updates at Central Station training room.
- July 30, 2025- Fire Marshal Frank Cavazos and Capt. Mike Reyes went to a Walk Through for El Milagro subdivision.
- July 31, 2025- Fire Marshal Frank Cavazos attended SRC meeting at City Hall.

Year to Date: 160 Total

PUBLIC EDUCATION - JULY 2025



During the month of July there were eight (8) presentations conducted

• Year to Date:	63 Presentations	23520 Audience
• Year to Date w/ The Tutor:	0 Presentations	0 Audience
• Year to Date w/ F.S.T.:	7 Presentations	2,507 Audience
• Year to Date w/ City Events:	11 Presentations	121200 Audience
• Year to Date – Other:	2 Presentations	50 Audience
• Year to Date Grand Total:	83 Presentations	38197 Audience

PUBLIC EDUCATION

During the month of July there were eight (8) presentations conducted.

Date	Location	Fire Extinguisher w/Simulator	Fire Safety Trailer	Tours of Stations	Fire Safety Presentation	City Events/ Parade
07/03/2025	Red, White and Blue					2000
07/08/2025	1406 Commerce Dr.	30				
07/09/2025	Innovative Child Development				30	
07/11/2025	The Bridges at Mission					
07/11/2025	Summer Youth Police Academy Career Fair				80	
07/22/2025	Speer Memorial Library					20
07/23/2025	God's Grace Church	10				
07/28/2025	Mission Night Out/Back to School					

Frank Cayazos, Deputy Chief/Fire Marshal



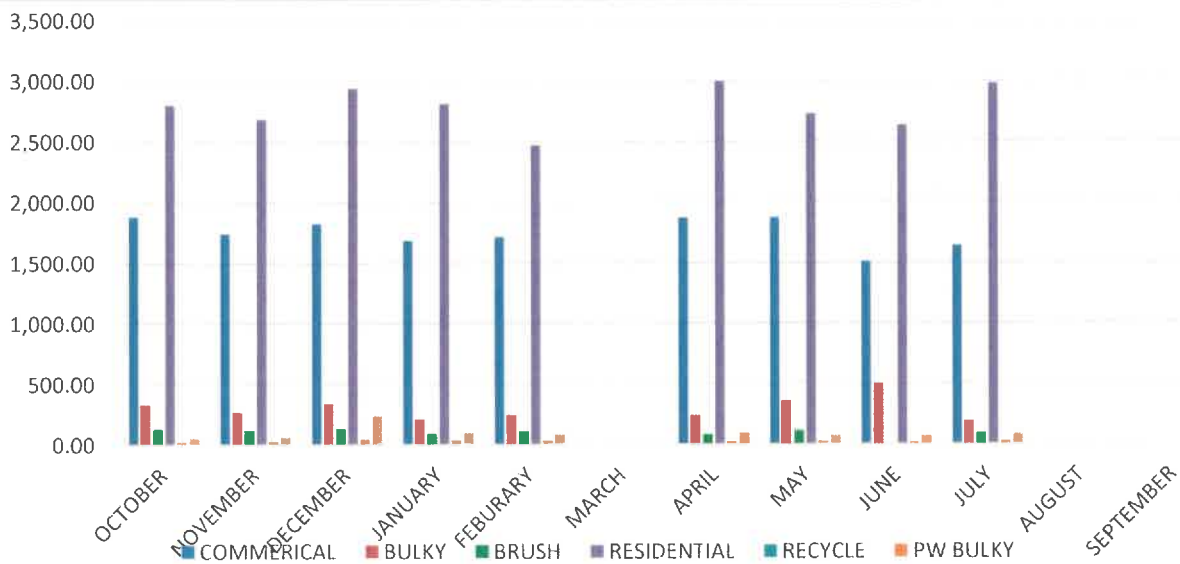
"Dedicated to the Community We Protect... and Serve"

SANITATION DEPARTMENT

For the month of July, the City of Mission Sanitation Department disposed of a combined **4882.51** tons of trash/bulky items. In addition, **6748.00** cubic yards of brush was collected at our sanitation landfill.

Month	TONS RESIDENTIAL	JBIC YARD BRUSH	TONS BULKY	TONS COMMERCIAL	TONS BRUSH	TONS RECYCLE	TONS PW BULKY
OCTOBER	2,805.45	9,268.00	322.85	1,881.00	125.118	18.60	52.23
NOVEMBER	2,685.61	8792.00	266.90	1742.68	118.692	26.98	59.29
DECEMBER	2,939.79	9436.00	329.30	1824.82	127.386	43.85	237.31
JANUARY	2,813.00	6468.00	209.70	1684.15	87.318	35.93	91.55
FEBURARY	2,471.23	8120.00	244.71	1715.43	109.62	30.32	77.94
MARCH					0		
APRIL	2996.55	6020.00	238.79	1872.25	81.27	24.05	91.11
MAY	2729.98	8,232.00	352.32	1874.48	111.132	24.5	67.77
JUNE	2633.31		492.23	1509.32	0	18.84	64.61
JULY	2976.65	6748.0	188.6	1641.9	91.098	24.41	75.36
AUGUST					0		
SEPTEMBER					0		
Total	25051.57	63084	2645.4	15746.03	851.634	247.48	817.17

2024 - 2025 SANITATION PICK UP (TONS)



SPEER MEMORIAL LIBRARY

DOOR COUNT



10,282



JUNE
2025




7,092

BOOKS CHECKED OUT



202

Computer Sessions



106

ADULT PROGRAM AUDIENCE



VOLUNTEER HOURS
WORKED

581



TEENS PROGRAM AUDIENCE

243



2,758

GENERAL AUDIENCE

1,369



CHILDREN PROGRAM AUDIENCE

USE OUR
ONLINE RESOURCES

WWW.MISSION.LIB.TX.US



Speer Memorial Library

Favorite June 3 '25

We had a super fun time in our Arts and Crafts. The children were able to be creative while playing with puffy paint. We want to give a huge Thank you to everyone who... See more



Speer Memorial Library

Favorite June 6 '25

Thank you to Carissa from Easterseals for coming in and speaking about the programs they have for the community. Story time had a great turn out. Don't forget if you w... See more



Album 2025 Teen June Activities

Speer Memorial Library added 10 new photos

Favorite June 10 '25

Today was our Auditing for Teens: Library Resource! Learn a Language! Our teens learned about Transparent Language Online, how to access it through our library website... See more



Album 2025 Teen June Activities

Speer Memorial Library added 19 new photos

Favorite June 10 '25

Last week in the Teen Department: Mori-Teens Reading Cafe where we played Jenga and read Teen Animagica Club where the Teens voted to marathon My Hero Academia and played... See more



Speer Memorial Library

Favorite June 12 '25

Thank you to everyone who came and registered for our cooking with kids class! We had a blast making criss out of chicken salad sandwiches. Also a huge thank you to L... See more



Speer Memorial Library

Favorite June 11 at 2:33 PM '25

This past Saturday we had our Children's gardening activity filled with air plants and more!



Album 2025 Teen June Activities

Speer Memorial Library added 31 new photos

Favorite June 10 at 5:17 PM '25

For our final Summerween event, local author Jonathan Jello visited our library and spoke to our patrons and the Boys and Girls Club of Madison Heights about his book... See more



Album 2025 Teen June Activities

Speer Memorial Library added 3 new photos

Favorite June 12 '25

A huge thank you to our teens for helping the Teen Department decorate our shelves for the Summer Reading Program! Y'all are so creative and talented and we a ways owe... See more



Speer Memorial Library

Favorite June 5 '25

Cooking with kids had an amazing outcome today. Thank you so much to the girls from the food bank Sandra and Kim for taking the time to host our classes for the summer... See more



Album 2025 Teen June Activities

Speer Memorial Library added 37 new photos

Favorite June 24 at 2:52 PM '25

For our third week of the Teens' Summer Reading Program, we checked out our little gardening area for inspiration on how to reuse bubble wrap for a painting, etc. ramer... See more



Album 2025 Teen June Activities

Speer Memorial Library added 29 new photos

Favorite June 24 at 2:11 PM '25

For Father's Day, the Teen Department hosted Teens' Gamer Night! Teens vs. Dads! where teens and father figures were invited to race against each other to win a Father... See more



Album 2025 Teen June Activities

Speer Memorial Library added 23 new photos

Favorite June 30 at 7:37 PM '25

Last week was our Summerween week! Our teens participated in Gravity Falls themed activities like creating a journal, and a Dungeons & Dragons inspired role-playing sce... See more



SPEER MEMORIAL LIBRARY


DOOR COUNT



11,257



JULY
2025




6,431

BOOKS CHECKED OUT



1,491

Computer Sessions



82

ADULT PROGRAM AUDIENCE



VOLUNTEER HOURS
WORKED

204



TEENS PROGRAM AUDIENCE

168



690

GENERAL AUDIENCE

1,173



CHILDREN PROGRAM AUDIENCE

USE OUR
ONLINE RESOURCES

WWW.MISSION.LIB.TX.US



Spicer Memorial Library
@ Facebook · July 11 · 4h
We want to give a huge Thank you to the Office of Judge Conzel for coming to create an amazing atmosphere with a puppet show. They spoke about what to do when weather is. See more



Spicer Memorial Library
@ Facebook · July 10 at 11:51 AM · 4h
Today's cooking with kids class had one to remember. The food plan prepared some delicious mango respect for the children. Not only were they delicious but they were fun. See more



Spicer Memorial Library
@ Facebook · July 8 · 4h
Thank you everybody who came to another successful arts and crafts day. The kids had so much fun painting today. Don't forget that you do need to register the day after. See more



Spicer Memorial Library
@ Facebook · July 8 at 10:00 AM · 4h
Thank you to all the parents that arrived at 10:00 AM to give a special thanks to Mrs. Gina Rodriguez that came to educate our children on car seat. See more



Spicer Memorial Library
@ Facebook · July 10 at 2:00 PM · 4h
Today's time was a blast! Thank you to Easterns for teaching and creating fun activities for the children to learn about phases. See more



Spicer Memorial Library
@ Facebook · July 10 at 11:51 AM · 4h
Today was a great day with kids, dance songs, and crafts. Can't wait to see you next week! Today's time is over, Wednesday at 10 AM. See more



Spicer Memorial Library
@ Facebook · July 10 at 11:51 AM · 4h
For our final event of Teams 1 & 2, we had local author Donna Leland stop by our library and spoke to our teens about her books and upcoming new book The Last D. See more



Spicer Memorial Library
@ Facebook · July 10 at 11:51 AM · 4h
During our Reading for Teams Fire Safety lesson with the Fire Department, we had the Mission Fire Department come by our Teen Department and teach our teens and. See more



Spicer Memorial Library
@ Facebook · July 10 at 2:00 PM · 4h
Today for fun and crafts the children were able to customize the first letter of their name. We had so much fun and look forward to more crafts to come! Don't forget. See more



Spicer Memorial Library
@ Facebook · July 10 at 4:51 PM · 4h
During story time we had an amazing time with Miss Lashina the author of Polly the Postman. Read her book and the children enjoyed singing, dancing, and interacting with author. See more



Spicer Memorial Library
@ Facebook · August 7 at 3:14 PM · 4h
Today was our Summer Reading 2025 Party! Thank you to all the parents, children, and staff for making this possible. We had so much fun and we can't wait until next year! See more



Spicer Memorial Library
@ Facebook · August 25 at 8:52 PM · 4h
Don't know what to say, excited and miss every single child in our classes. Today marks the last day for our summer reading and craft class. We love each and every one. See more



Spicer Memorial Library
@ Facebook · July 10 at 2:00 PM · 4h
Thank you to all the parents that brought their children today to our last day of cooking with kids. We had such a great time and the children loved making their survey bags. See more



Spicer Memorial Library
@ Facebook · July 10 at 4:51 PM · 4h
On our 10th week of the Teens Summer Reading Program, the teens created a rubber band robot and we had a friendly race during our STEAM Cottagecore robot. Rubber B. See more



Spicer Memorial Library
@ Facebook · August 10 at 6:51 PM · 4h
During our water night of Teams Summer Reading Program, our teens played a friendly, exciting game where our teams teamed up and answered questions during our Teen Announcements. See more



Spicer Memorial Library
@ Facebook · August 10 at 10:12 PM · 4h
Thank you very much to the Arbor Tapers from Texas A&M forest service for coming out with the Seelye Bee to teach our children on the importance of forest fires. This is. See more



Spicer Memorial Library
@ Facebook · August 10 at 10:12 PM · 4h
On our 10th week of the Teens Summer Reading Program, we had a 10th week of fun games and watching movies. We had Master's rule: Monopoly Go! where teens played after. See more



Spicer Memorial Library
@ Facebook · August 10 at 10:12 PM · 4h
On the first week of July of our Teens Summer Reading Program, we had a 10th week of fun games and watching movies. We had Master's rule: Monopoly Go! where teens played after. See more



Spicer Memorial Library
@ Facebook · August 10 at 10:12 PM · 4h
For our first week of Teams Summer Reading Program we had a week full of fun games and watching movies. We had Master's rule: Monopoly Go! where teens played after. See more



Spicer Memorial Library
@ Facebook · August 10 at 10:12 PM · 4h
A huge thank you to every teen who participates in the year's Summer Reading Program by reading and attending our two months of summer events. We hope you guys loved. See more





Public Works

July 2025
Monthly Report

Water Distribution - Water Line Break Repair Projects



Glasscock / 2 1/2 MI



217 Tecate



2304 Palmetto



Grapefruit / 28th




2210 Summer Breeze



Kika / 11th



Water Plant Valve Project



Water Plant Valve Project

Street Paving Projects



Rumorosa Street



CWV Walking Trail



Public Works Projects



PUBLIC WORKS

Table of Contents

July 2025

T I T L E	P A G E
Utility Billing & Collection	1
Analytical Statistical Comparison - Utility Billing & Collection	1
Water Distribution	2
Water Distribution Utility Line Maintenance	2
Water Distribution Maintenance Benchmark Summary	3
Utility Inspections	4
Subdivision Inspections	4
Backflow Prevention Inspections	5
Sewer Collection Maintenance	6
Sewer Collection - Inspections Benchmark	6
Water Treatment Plant Production	7
Water Production	7
General Operations & Maintenance - North Water Treatment Plant	7
General Operations & Maintenance - South Water Treatment Plant	8
Wastewater Treatment Plant Production	9
Wastewater - Plant Status	9
Wastewater - Staff Developments	9
Wastewater - General Operations & Maintenance	9-10
Wastewater - Contract Work	10
Wastewater - Special Projects	10
Pre-Treatment Plant - Operations & Maintenance	10
Sludge Removal Cubic Yards	10
Street Department	11
Street Improvement Projects	11
Street City Pothole Maintenance	12
Street City Miles Swept	12
Lot Maintenance/Demolished Home	12
Sign Shop Output Measures	13
Street Traffic Light Maintenance	13
Storm Drainage Division Projects	14
Alley Debris Collection & Mowing	14
Tire Removal	14
Fleet Department	14
Administration - Request for Service Calls	15
Health Department	16
Health Department Benchmark	16
Health Permits	17
Animal Control Service Calls	17
Animal Control	18-19

Utility Billing and Collection

ANALYTICAL STATISTICAL COMPARISON

‡ UTILITY BILLING ACCRUALS ‡

BILLING TYPE	JUL - 2025	JUL - 2024	FYTD 24-25	FYTD 23-24
Water Consumption (Gals.)	377,391,000	362,598,000	3,503,655,000	3,564,934,000
Number of Customers	31,053	30,408		

WATER & WASTEWATER

Water Sales	\$ 1,249,914	\$ 1,205,605	\$ 11,890,401	\$ 12,134,603
Water Sales - <i>Granjeno</i>	2,435	2,436	22,876	24,172
Water Connections	49,020	20,926	464,034	245,221
Reconnect Fees	8,200	14,325	97,750	93,875
Sewage Service	711,192	690,414	6,870,873	6,768,384
Sewage Service - <i>Granjeno</i>	1,280	1,226	12,520	12,490
Industrial Sewer Surcharge	290	452	14,683	9,474
Wastewater Connections	12,810	9,330	123,845	89,810
Service Charge	10,025	8,467	94,613	86,116
Total	\$ 2,045,166	\$ 1,953,181	\$ 19,591,595	\$ 19,464,145

SANITATION

Garbage Fees	\$ 703,049	\$ 684,063	\$ 6,995,541	\$ 6,744,158
Brush Fees	107,985	103,485	1,070,349	1,041,919
Total	\$ 811,034	\$ 787,548	\$ 8,065,890	\$ 7,786,077

DRAINAGE ASSESSMENT FEE

Drainage Assessment Fee	\$ 108,722	\$ 106,517	\$ 1,078,143	\$ 1,058,770
Total	\$ 108,722	\$ 106,517	\$ 1,078,143	\$ 1,058,770

Total Billing	\$ 2,964,922	\$ 2,847,246	\$ 28,735,628	\$ 28,308,992
----------------------	---------------------	---------------------	----------------------	----------------------

‡ UTILITY COLLECTIONS CASH ‡

COLLECTIONS	JUL - 2025	JUL - 2024	FYTD 24-25	FYTD 23-24
Total Collections	\$ 2,029,607	\$ 2,053,680	\$ 19,247,927	\$ 19,726,668

Water Distribution

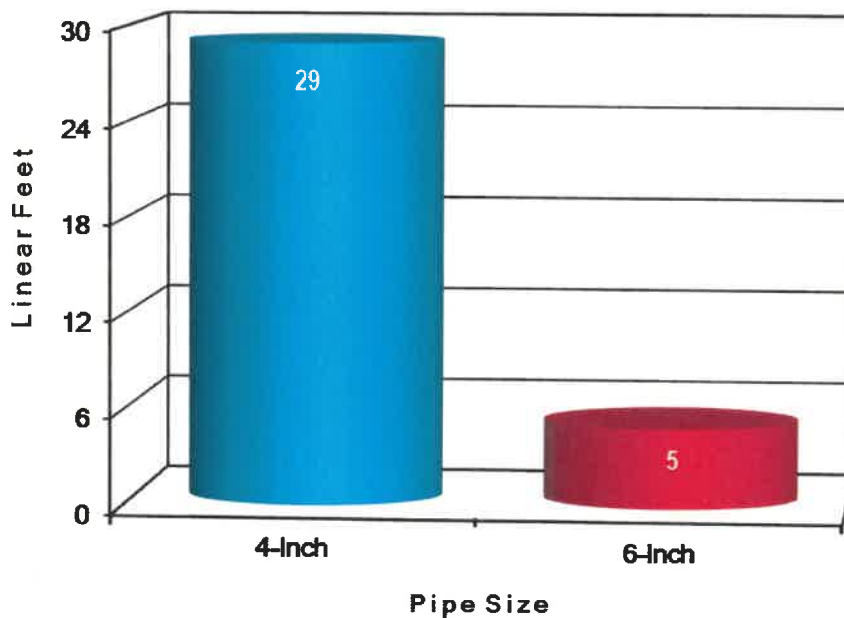
Utility Line Installation

Water Distribution Crews installed 34 Linear Feet of Utility Line. Below are the locations where the broken line repairs took place. There were 20 (twenty) major water line breaks repaired.

Water Distribution July 2025 Utility Line Installation

4-Inch		6-Inch	
502 E 4 th Street	5'	1729 W Gastel	5'
1113 Garcia Street	15'		
2111 E 19 th Street	2'		
2217 Lawndale Road	2'		
2102 E 20 th Street	2'		
1510 Betty Drive	3'		
29 LF		5 LF	

July 2025 Utility Pipe Line Installation

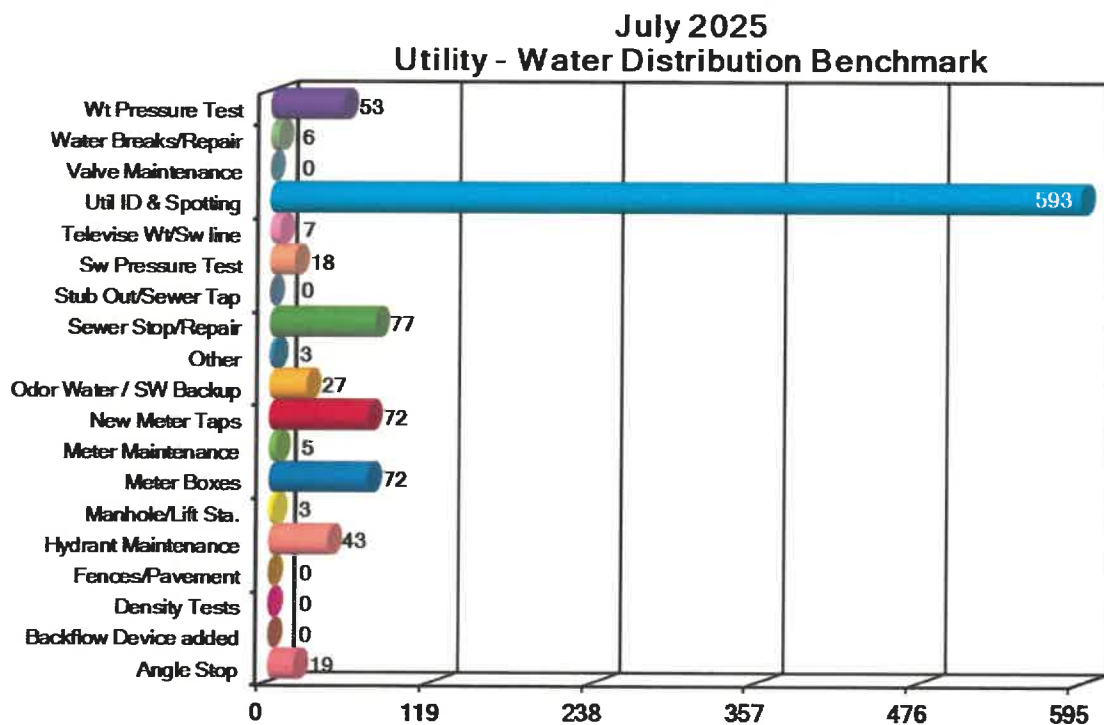


Water Distribution

Water Distribution - Maintenance Benchmark Summary

The following is Water Distribution's maintenance benchmark fiscal year-to-date summary.

Service Type	Oct	Nov	Dec	Jan	Feb	Mar	Apr	May	Jun	Jul	FYTD 24-25	FY 23-24
Angle Stop	4	13	17	13	3	9	8	12	13	19	111	155
Backflow Device	0	0	1	0	0	0	0	0	0	0	1	1
Density Tests	18	10	25	10	25	30	30	57	29	0	234	144
Fences/Pavement	0	0	0	0	0	0	0	0	0	0	0	0
Hydrant Maintenance	2	0	0	1	3	2	2	2	1	43	56	505
Manhole/Lift Station	1	4	4	11	0	7	1	2	3	3	36	76
Meter Boxes	22	61	55	52	113	75	78	51	58	72	637	711
Meter Maintenance	1	3	5	0	1	2	2	3	10	5	32	127
New Meter Taps	29	72	56	59	113	74	78	53	60	72	666	744
Odor Water	7	17	20	22	11	20	22	11	15	27	172	190
Other	0	1	6	1	8	2	9	10	4	3	44	232
Sewer Stop/Repair/Tap	9	21	6	21	7	20	3	4	30	77	198	150
Stub Out Sewer	0	0	0	0	0	0	0	0	0	0	0	10
Sewer Pressure Test	5	2	28	27	3	3	15	8	16	18	125	89
Televise Sewer line	6	3	9	21	6	14	3	2	6	7	77	28
Utility ID & Spotting	720	533	451	512	388	278	270	320	420	593	4,485	7,764
Valve Maintenance	1	1	1	1	0	0	0	0	0	0	4	27
Water Break/Repair	50	27	28	28	14	9	14	19	21	6	216	450
Water Pressure Test	11	5	29	25	3	3	6	9	12	53	156	36
Totals	886	773	741	804	698	548	541	563	698	998	7,250	11,439



Water Distribution - Utility Inspections

Mr. Lupe Vela and Mr. Charlie Fuentes, Utility Inspectors, conducted inspections on thirty-seven (37) sites; performed 17 Air Sewer Tests, 6 Hydrostatic Tests, and 1 Mandrel Test. Inspectors worked on 673 line locates.

	Site/Subdivision	Start Date	Completion Date	Location	Inspection Description
1	Anacua Village	7/2024		Mayberry / 8 th St.	Under Construction
2	Anzalduas Industrial Park PH 1	4/2024		Military / Bryan	Under Construction
3	Anzalduas Industrial Park PH 7	3/2024		Military / Bryan	Under Construction
4	Augusto Contreras	2/2023		Shary / Bus 83	Under Construction
5	Bellwood Manor	7/2025		2 ½ Trosper	Under Construction
6	Bentsen Grove	9/2022		Inspiration / 1 Mile South	Under Construction
7	Bentsen Palm PH III	1/2023		Inspiration / 1 Mile South	Under Construction
8	Bryan Landing	7/2024		Bryan / N. 2 Mile	Under Construction
9	Camelias Plaza	9/2023		FM 495 / Bryan	Under Construction
10	Cap Storage Victoria Drive, LLC	6/2023		Shary / Victoria	Under Construction
11	Coastal Plaza	11/2021		Expressway / Bryan Road	Under Construction
12	Conway Village	1/2025		4 Mile / Conway	Under Construction
13	Cross Church	7/2023		Expressway / Glasscock	Under Construction
14	Crystal Estates	9/2023		Inspiration Rd / Esperanza	Under Construction
15	Deleon-Zamora	7/2024		4 Mile / Conway	Under Construction
16	El Milagro PH I	12/2022		Los Indios / Bryan	Under Construction
17	Excel Carriers	7/2023		3 Mile / La Homa	Under Construction
18	Granada Subdivision PH II	11/2024		Los Indios / Grand Canal Dr	Under Construction
19	Holland Terrace	7/2024		Holland / 25 th St.	Under Construction
20	Khit Chiropractic	7/2024		Bryan / Bus 83	Under Construction
21	Las Cumbres Terrace	1/2025		2 Mile / Trosper	Under Construction
22	Las Esperanzas	1/2023		Glasscock / Frontage 83	Under Construction
23	Las Misiones De San Jorge	9/2023		S Conway / Military	Under Construction
24	Lucksinger Apartments	9/2021		Lucksinger / Bus 83	Under Construction
25	Mayfair at Trinity	5/2024		Bryan / Trinity	Under Construction
26	Monarza Estates	9/2023		3 ½ N Mayberry	Under Construction
27	Retama Village VI	1/2025		Bentsen Palm Dr.	Under Construction
28	Sendero Phase I	1/2023		1 Mile South	Under Construction
29	Sendero Phase II	2/2022		1 Mile South	Under Construction
30	Sendero Ranch	3/2025		N 2 ¼ Mile / Trosper	Under Construction
31	Sharyland Bus Park PH I	3/2022		Anzalduas / Military	Under Construction
32	Sonoma Ranch	1/2025		Mayberry / 2 ½ Mile	Under Construction
33	Springwood Manor Estates	6/2024		Stewart / School Lane	Under Construction
34	Tee Time	3/2025		Mayberry / N Bolz St	Under Construction
35	Tierra Dorada Lift Station	7/2024		Tierra Dorada	Under Construction
36	Top Site Storage	3/2025		Trinity / Commerce	Under Construction
37	Trosper Creek	3/2025		2 Mile / Trosper	Under Construction

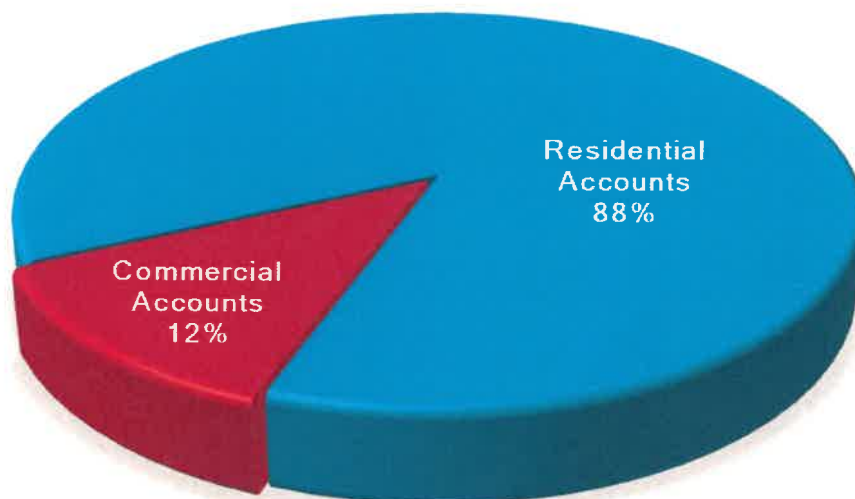
Water Distribution - Backflow Prevention Inspections

The table and graph below show the thirty-two (32) Backflow Prevention Assembly Inspections performed by Mr. Ignacio Salazar through access of the Envirotrax BPAT System in order to keep our water lines free from back siphonages and water pressure backflow contamination.

2024-25 Backflow Inspections

Tests / Surveys	Oct	Nov	Dec	Jan	Feb	Mar	Apr	May	Jun	Jul	FYTD 24-25	FY 23-24
Inspection of <i>Commercial Accts</i>	4	6	5	7	6	17	15	22	12	4	98	71
Inspection of <i>Residential Accts</i>	16	10	14	16	7	5	9	3	1	28	109	137

July 2025 Backflow Prevention Inspections



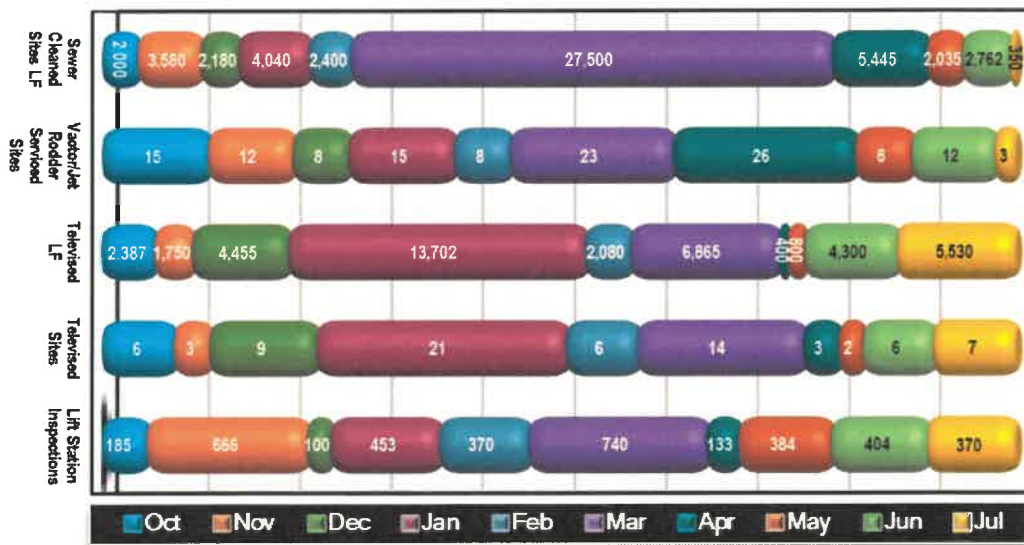
Water Distribution - Sewer Collection

Our Sewer Collection Crews inspected and maintained monthly the City's 40 active Sewer Lift Stations and approximately 374.58 miles of sewer lines by responding to 27 sewer backups, 7 sewer line sites televised, cleaned 3 sewer line sites (Jet Rodder) and 370 lift station work orders for this month.

Sewer Lift Station Inspections Vactor / Jet Rodder Cleaning Services

Service Type	Oct	Nov	Dec	Jan	Feb	Mar	Apr	May	Jun	Jul	FYTD 24-25	FY 23-24
Lift Stations Inspections	185	666	100	453	370	740	133	384	404	370	3805	5889
Televised Serviced Sites	6	3	9	21	6	14	3	2	6	7	77	28
Televised Linear Feet	2387	1750	4455	13702	2080	6865	400	800	4300	5530	42269	15519
Vactor/Jet Rodder Serviced Sites	15	12	8	15	8	23	26	8	12	3	130	23
Vactor/Jet Rodder Serviced Linear Feet	2000	3580	2180	4040	2400	27500	5445	2035	2762	350	52292	4428

2024-25 Sewer Collection Lift Station Inspections, Televised & Serviced Sites



Water Treatment Plant

Water Production

Water Plant Operators at our North and South Water Treatment Plants treated 434.710 million gallons of water.

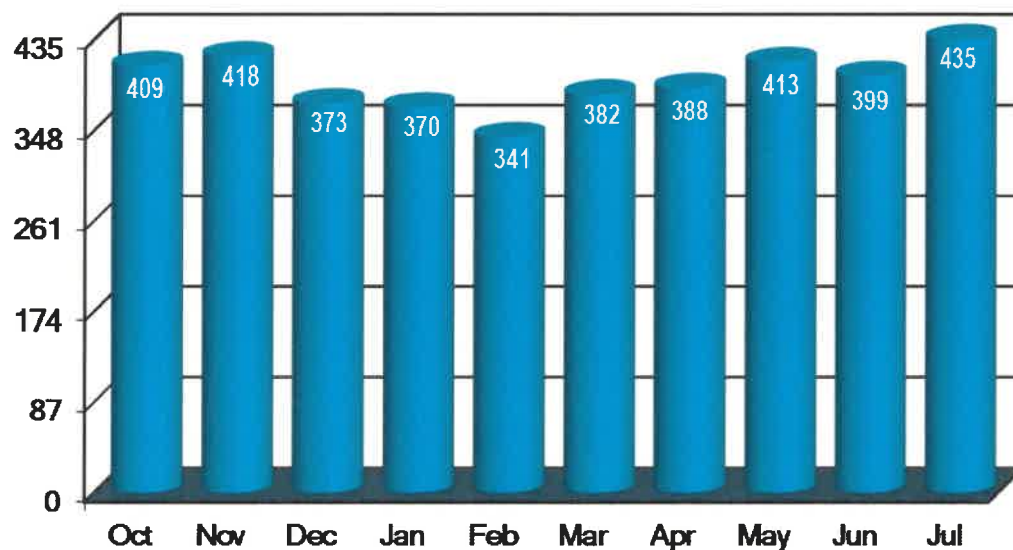
2024-25 Water Million Gallons (MG)

Avg	Max	Min	Oct	Nov	Dec	Jan	Feb	Mar	Apr	May	Jun	Jul	FYTD 24-25	FY 23-24
14	18	10	409	418	373	370	341	382	388	413	399	435	3,928	4,915

Parameters Exceeded: N/A

Rainfall: 2.2"

2024-25 Water Production Million Gallons (MG)



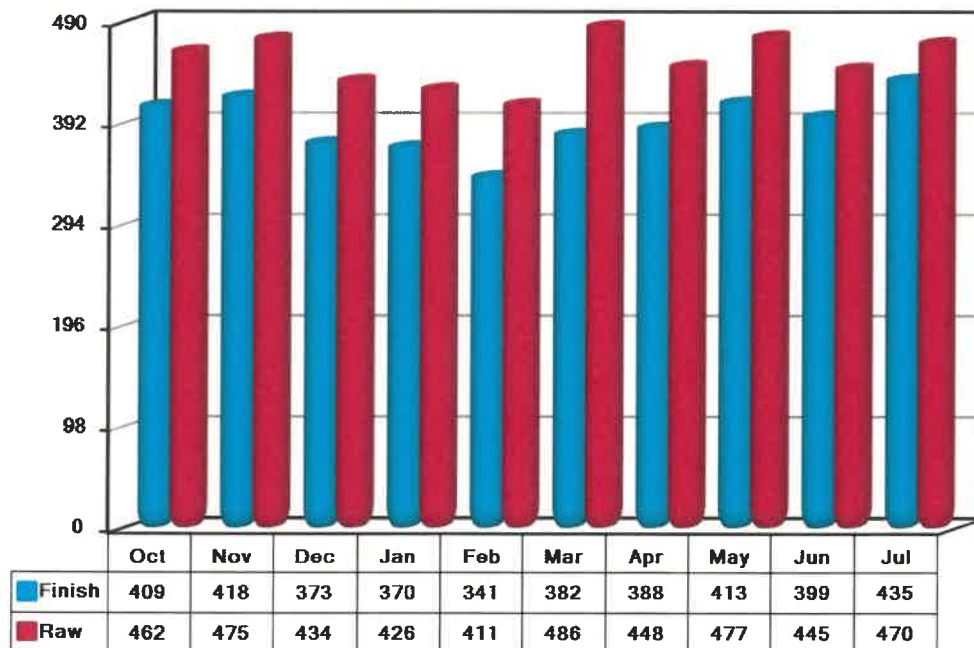
Operations and Maintenance - North Water Treatment Plant

- The International Dioxide Company (IDI) collected the monthly chlorite samples.
- Staff continued with performing maintenance on pumps and motors.
- Operators performed required daily and monthly water lab analysis, backwashed and cleaned required filters.
- COVID-19 safety practices continue based on the CDC Guidelines and staff are encouraged to wear masks and practice social distancing.
- Reviewed water quality lab results from the following certified laboratories:
 1. Ana-Lab (Chlorite, TOC, SUVA)
 2. Eurofins Eaton Analytical (Chlorite)

Operations and Maintenance - South Water Treatment Plant

- The International Dioxide Company (IDI) collected the monthly chlorite samples.
- Operators continued with regular maintenance of pump and motors, as well as, kept up with mowing grass in the facilities and towers.
- As of August 11, 2025, the Falcon Reservoir water level is at 15.6% and the Amistad Reservoir water level is at 33.9%, respectively. According to the Brownsville Area Reservoirs Monitor, the average of both reservoir levels is at 25.5%.
- Operators performed daily and monthly water lab analysis, backwashed and cleaned required filters.
- Staff performed necessary Water Plant and Reservoir adjustments; such as water influent, water effluent, water levels and chemical adjustments.
- Staff maintained grass trimmed at two treatment plants, reservoirs and distribution Water Towers.
- Initiated preventive maintenance on equipment as deemed necessary and exercised Emergency Generators weekly.

**Water Treatment Plants
2024-25 Raw & Finish Water
Million Gals. (MG)**



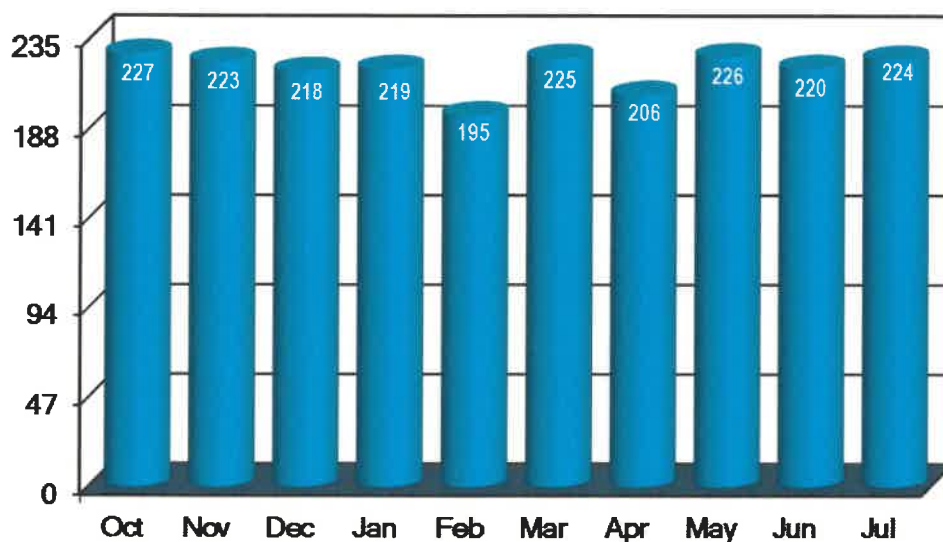
Wastewater Treatment Plant

Wastewater - Treatment Wastewater Plant staff treated 224.400 million gallons of Wastewater.

2024-25 Wastewater Million Gallons (MG)

Avg	Max	Min	Oct	Nov	Dec	Jan	Feb	Mar	Apr	May	Jun	Jul	FYTD 24-25	FY 23-24
7.2	8.7	6.8	227	223	218	219	195	225	206	226	220	224	2,183	2,719

2024-25 Treated Wastewater Million Gallons (MG)



Wastewater - Wastewater Plant Status Violations for July are pending, will be reported in August; and there were no violations for June 2025 that was pending. Plant operated at 53.53% capacity; Plant is rated at 13.5 mgd; and Plant Yearly Averaged was 7.227 mgd. There was 2.75 inches of rainfall.

Wastewater - Risk Management Program Staff followed the suggested CDC Guidelines for COVID-19, as well as, all employees received Proper Protection Equipment when needed. All cleaning and disinfection are done by janitorial staff. Facilities checked all filters for buildings with climate control systems and also checked safety equipment for fire hazard preparation. New training from the IT Department for Cyber Security was assigned to our Staff.

Wastewater - Staff Developments David Garza was recently promoted from Laborer to Operator Trainee. Eric Hernandez passed his first required exam and is now being trained for other process control operations; he will take the Wastewater Treatment class to help him obtain knowledge for different types of Wastewater Treatment processes.

Wastewater - Facility Activities Supervisory Staff continues to support the team with training goals and best practices towards maintaining the Plant in compliance with TCEQ regulatory inspections. Other rehabilitation projects are being discussed for future developments and are pending approvals. These projects will allow the Plant to continue to provide effective sewage treatment and environmental protection of water for the State of Texas.

Wastewater - General Maintenance Staff maintained grass trimmed, initiated preventive maintenance on equipment as deemed necessary; and (automatically) exercised two emergency generators, weekly. The following repairs were completed in-house.

1. Odor control systems were monitored and adjusted to reduce malodorous emissions.
2. Operators continue routine cleaning of Clarifiers side walls to remove algae buildup.
3. Pumps at our Main Lift Station were exercised for better flow to our Screening System at head works.
4. Operators cleaned "Tea Cup" Grit System at head works on a weekly basis.
5. Maintenance Crew worked on the Lift Station pumps and exercised all pumps at the Main Lift Station.
6. Maintenance Operators worked on thickener pump leaks, repairs and adjustments.

7. Operators worked on maintaining a proper level at the Pretreatment Pond.
8. Maintenance greased bearings on schedule.
9. Staff worked belt press augur for repairs needed for proper function.
10. Grounds keeping was done by all Operators and Grounds Keeper.

Wastewater - Contract Work

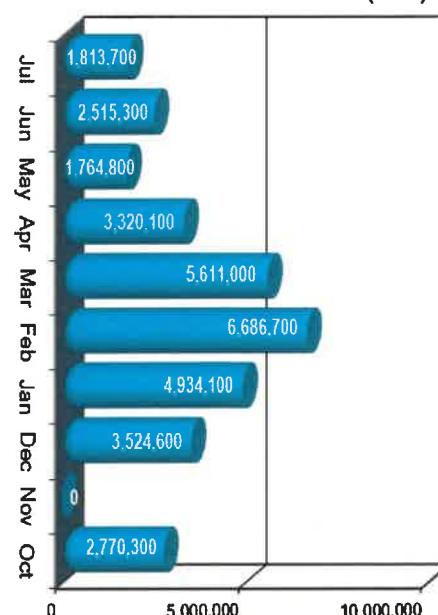
City's Contracted out electricians worked on the following.

1. J&E worked on RAS Pump 4.
2. Hill-Tex work done at the Plant was as follows.
 - Worked on Grit System and on Belt Press VFD.
 - Worked on UV hoist for old side disinfection system.
 - Worked on two Lift Station pump assemblies.
 - Worked on quote for July 21st breaker replacement.
 - Worked on Lift Station tank level sensors.

Wastewater - Other Contract Work

1. CB3 continued to provide the Plant with sludge and grit removal services.
2. Cintas provided uniform services and door mat replacement weekly.
3. Polydine supplied us with polymer totes for aiding in sludge de-watering at Belt Press System.
4. Facilities Department worked on the Administration building and air filter exchanges for Plant.

2024-25
Pretreatment Flow (MG)



Wastewater - Lab Status All equipment and supplies met TCEQ standards for analysis and are concurrent with Standard Method Procedures. ERA annual testing was completed and the City's Lab passed all analysis categories. Reports were finalized and sent to TCEQ for annual compliance. Plant Supervisor continues using the EPA Discharge Monitoring Report Federal Reporting System to comply with TCEQ regulations; Plant is dedicated to the cleaning and disinfection of water and its reintroduction back to the environment.

Wastewater - Special Projects The Capital Improvement Projects include clarifier covers for UV light protection Industrial Pond Rehab, Digester Aeration upgrade and other needed projects; Being discussed are future improvements for redundancy at our Dewatering Sludge System (Belt Press). Clarifier Covers are equipment needed for algae removal is a project that the Plant is initializing. The removal of algae buildup at the clarifier walls and weirs, the treatment process gains a significant increase in disinfection, equipment downstream of the Clarifier System is cleaner, decreases wear and tear of UV light bulbs and will eliminate Operator man hours and reduces the risk of injury.

Pretreatment Four surface Aerators and motors are operational. Clarifier at Pretreatment was cleaned up of debris on the surface. All industrial flows to the Plant continue to be accounted for by meter totalizers and truck tickets. The Lone Star Citrus Company transported 36 truckloads of 180,000 gallons of citrus wastewater to the Pretreatment System. Pretreatment flow of waste from Rio Grande Juice Company and MPI (Metal Plating Industry) was 1,813,700 million gallons. Total grit (14cu) and sludge (490cu) hauled was 504 cubic yards equivalent to 36 roll off containers.

2024-25 Sludge Removal

Month	Roll Offs	Cu/Yds
Oct	39	546
Nov	43	602
Dec	63	1,134
Jan	61	1,220
Feb	49	980
Mar	41	820
Apr	61	854
May	39	546
Jun	31	434
Jul	36	504
FYTD 24-25	463	7,640
FY 23-24	530	7,365

2024-25 Sludge Removal - Cubic Yards



Street Division - Benchmark Summary

Our Street Crews paved 745 linear feet of Rumorosa Street (341 LF) and El Dorado Street (404 LF) and paved 2600 linear feet of walking trail at Catholic War Veteran Park; patched approximately 860 Potholes; placed a total of 31 Signs and 23 Poles (cemented); inspected and repaired 101 Traffic Lights and Street Lamps; 531 Street Miles was swept; removed 367 Tires; and Demolished 4 Houses. Street Crews cleared right-of-way tree limb obstructions. There were 264 customers and a monetary Collection of Debris totaling \$ 8,781.

Street Improvement & Construction Projects

Project Name	Linear Feet	Construction % Completion	Current Status	Project Cost	Contractor
Rumorosa St 120 tons	341' x 24'	100%	100%	\$ 8,400	Street Department
El Dorado St 150 tons	404' x 24'	100%	100%	\$ 10,500	Street Department
CWV Walking Trail 220	2600' x 8'	100%	100%	\$ 15,400	Street Department

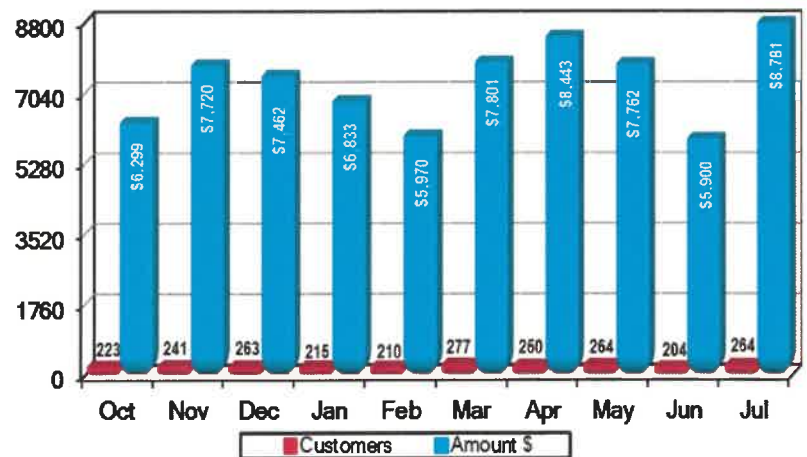
Collection of Debris

There were 264 City of Mission customers with a monetary collection of debris totaling \$ 8,781.

Collection of Debris

Month	Customers	Amount \$
Oct	223	\$ 6,299
Nov	241	\$ 7,720
Dec	230	\$ 7,462
Jan	215	\$ 6,833
Feb	210	\$ 5,970
Mar	277	\$ 7,801
Apr	250	\$ 8,443
May	264	\$ 7,762
Jun	204	\$ 5,900
Jul	264	\$ 8,781
24-25	2,378	\$ 72,971
23-24	2,582	\$ 71,496

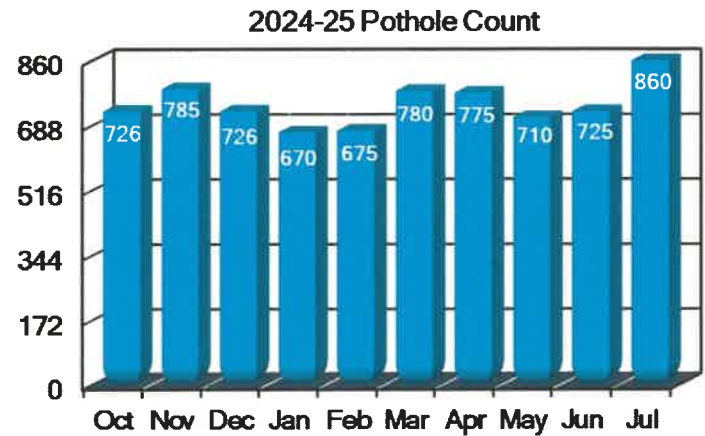
2024-25 Collection of Debris



City Pothole Maintenance

Street Crews filled a total of 860 potholes.

Month	23-24	24-25
Oct	767	726
Nov	789	785
Dec	675	726
Jan	780	670
Feb	787	675
Mar	775	780
Apr	664	775
May	721	710
Jun	720	725
Jul	721	860
Totals	7,399	7,432



City Street Miles Swept

Mr. Torres, Mr. Gutierrez, Mr. Medina, Sweeper Operators, cleaned 531 street miles.

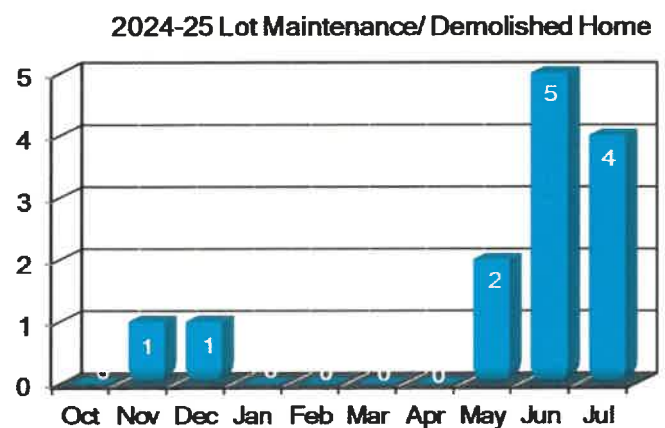
Month	23-24	24-25
Oct	1,048	1,662
Nov	837	1,497
Dec	1,239	1,258
Jan	1,043	1,330
Feb	985	1,159
Mar	735	1,238
Apr	888	1,408
May	1,252	1,203
Jun	1,056	1,014
Jul	1,094	531
Totals	10,177	12,300



Lot Maintenance / Demolished Home

There were four (4) Demolished Homes this month.

Month	23-24	24-25
Oct	0	0
Nov	0	1
Dec	0	1
Jan	1	0
Feb	0	0
Mar	0	0
Apr	0	0
May	0	2
Jun	0	5
Jul	0	4
Totals	1	13

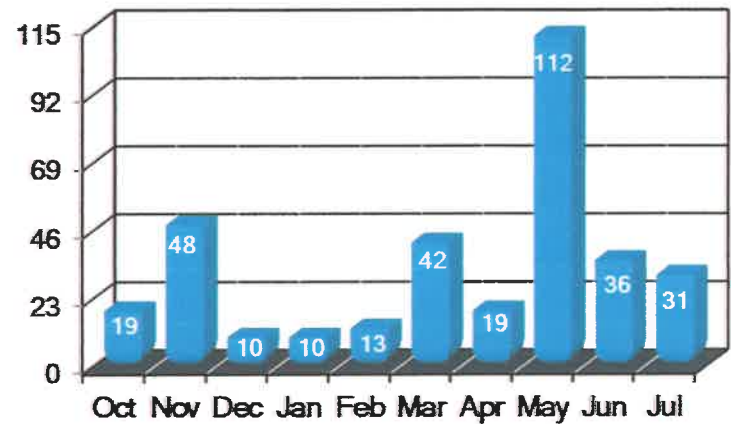


Sign Shop Output Measures

Crews installed 31 signs (19 stop signs) and 23 poles.

Month	23-24	24-25	Posts
Oct	33	19	11
Nov	24	48	28
Dec	50	10	13
Jan	23	10	10
Feb	19	13	8
Mar	52	42	32
Apr	43	19	21
May	32	112	44
Jun	22	36	21
Jul	15	31	23
Totals	313	340	211

2024-25 Sign Installations




Street Light Maintenance

There were no Street Light inspections this month.

Month	23-24	24-25
Oct	0	0
Nov	0	0
Dec	0	0
Jan	0	0
Feb	0	0
Mar	0	0
Apr	0	0
May	0	0
Jun	0	0
Jul	0	0
Totals	0	0

2024-25 Street & Expressway Light Outages



Traffic Signal Maintenance

Reset Mission, Shary, IDEA, Brillante School flashers. Assisted with SB road closures on Holland/ FM495.

School Zone				Traffic Signals Light Changes							
Month	Light Bulb Replacement	Re-set Controller	School Maint	Green	Red	Amber	Walk / Don't Walk	Trouble shoot Controller	Reg Maint	Misc	Total
Oct	0	0	8	1	1	0	0	6	37	45	98
Nov	0	0	0	2	0	2	1	5	28	23	61
Dec	2	2	2	1	0	3	0	7	24	28	69
Jan	1	2	8	0	2	1	3	5	18	36	76
Feb	0	2	11	1	1	1	2	5	20	17	60
Mar	0	1	6	1	1	1	2	11	15	38	76
Apr	2	0	13	0	2	0	1	1	26	44	89
May	0	0	0	4	17	15	18	16	130	44	244
Jun	4	3	9	2	2	3	3	4	25	31	86
Jul	0	10	10	1	2	2	3	0	44	29	101
24-25	9	20	67	13	28	28	33	60	367	335	960
23-24	19	43	146	14	14	15	29	60	365	459	1,164

Storm Drainage Street Crews cleared debris from storm drains and ditches throughout the City to prepare for hurricane season.

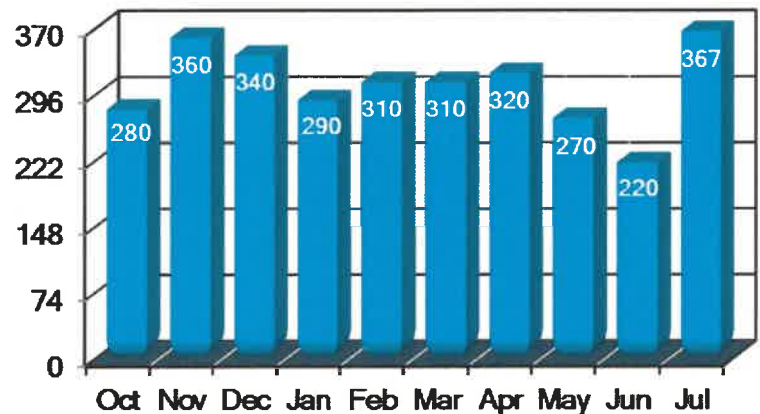
City Crew Collect Debris Our Alley Crew cleaned alleyways and averaged 5 trailer loads daily and mowed an average of 2 miles of alleyway.

Tire Removal Our Streets Crew removed 367 tires from the City this month.

2024-25 Tire Collection

Month	FYTD 23-24	FYTD 24-25
Oct	210	280
Nov	432	360
Dec	210	340
Jan	80	290
Feb	210	310
Mar	225	310
Apr	118	320
May	267	270
Jun	265	220
Jul	226	367
Totals	2,243	3,067

2024-25 Tire Removal



2024-25 Fleet Maintenance & Cost Summary

Charge Code	Work Orders	Preventive Maintenance	Cost \$
Oil Changes / PM	48	48	\$ 16,000
Repairs	13	0	\$ 10,500
July 2025	61	48	\$ 26,500
FYTD 24-25	684	535	\$ 415,900
FY 23-24	1,012	717	\$ 492,800

2024-25 Fleet Work Order Benchmark

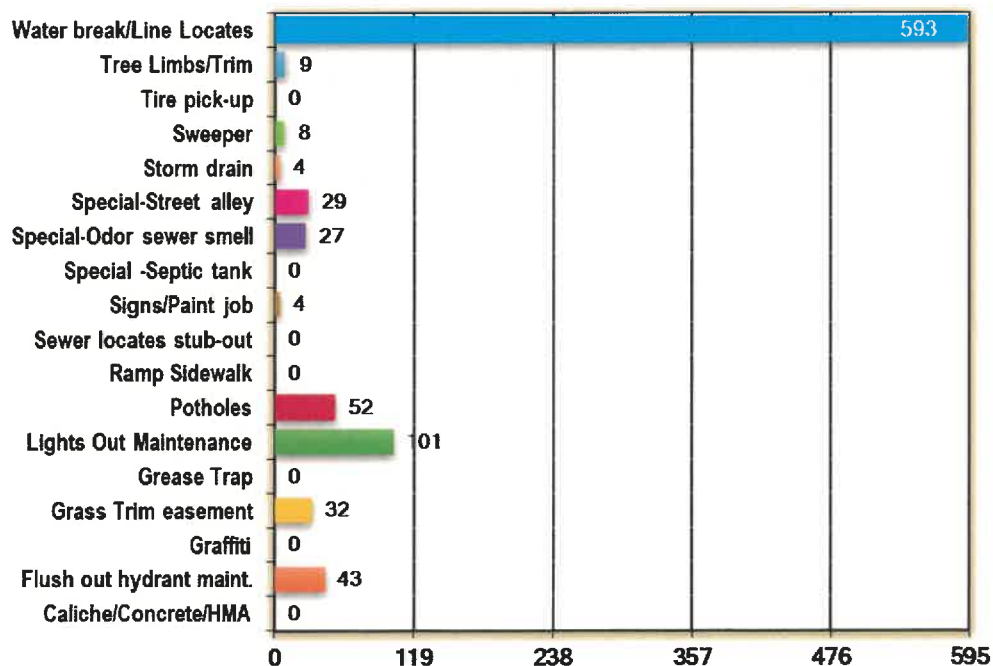


Administration Request for Service Calls

2024-25 Request for Service Calls

Service Type	Oct	Nov	Dec	Jan	Feb	Mar	Apr	May	Jun	Jul	24-25	23-24
Caliche/Concrete/HMA	0	0	0	0	0	0	0	0	0	0	0	8
Flush Hydrant Maint.	2	0	0	1	3	2	2	2	1	43	56	505
Graffiti	0	0	0	0	0	0	0	0	0	0	0	0
Grass Trim easement	9	1	1	0	3	2	4	3	6	32	61	115
Grease Trap	0	0	0	0	0	0	0	0	0	0	0	0
Lights Out Maintenance	90	61	69	76	60	76	89	244	86	101	952	1,164
Potholes	121	53	61	38	72	32	37	28	49	52	543	592
Ramp Sidewalk	1	0	0	4	4	0	0	2	0	0	11	11
Sewer locates stub-out	0	0	0	0	0	0	0	0	0	0	0	9
Signs/Paint job	6	1	8	1	4	4	1	0	1	4	30	43
Special -septic tank	0	0	0	0	0	0	0	0	0	0	0	0
Special-Odor smell	7	17	20	22	11	20	22	11	15	27	172	189
Special-Street alley	9	1	5	4	2	4	7	6	3	29	70	75
Storm drain	8	4	2	6	2	8	11	0	6	4	51	79
Sweeper	11	3	6	1	2	23	11	8	6	8	79	109
Tire pick-up	0	19	0	0	0	6	0	0	0	0	25	62
Tree Limbs/Trim	19	4	4	2	3	8	9	4	6	9	68	204
Water break/Line locates	770	560	479	540	402	287	284	339	441	593	4,695	8,214
Total	1053	724	655	695	568	472	477	647	620	902	6,813	11,379

July 2025 - Request for Service Calls

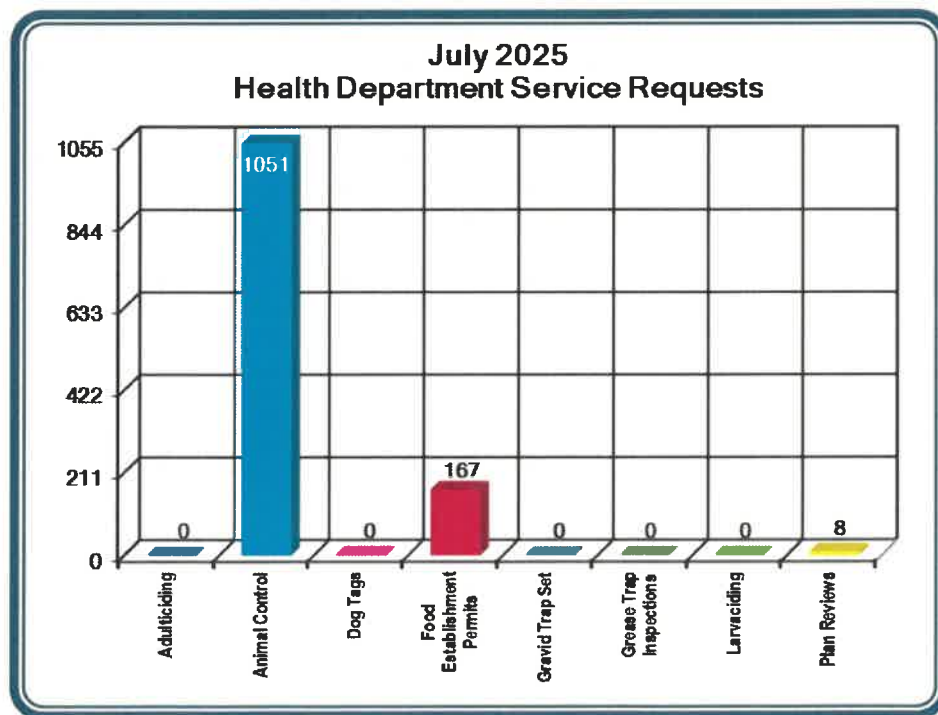


Health Department

Health Department Benchmark Summary

Following are the services provided by the Health Department for July.

Service Type	Oct	Nov	Dec	Jan	Feb	Mar	Apr	May	Jun	Jul	24-25	23-24
Adulticiding	0	0	0	0	0	0	13	0	0	0	13	123
Animal Control	970	770	791	748	761	852	1058	940	895	1051	8,836	9,269
Dog Tags	0	0	0	10	3	16	1	1	0	0	31	33
Food Est. Permits	231	220	188	172	114	222	190	151	221	167	1,876	1,054
Gravid Trap Set	0	0	0	0	0	0	0	0	0	0	0	0
Grease Trap Inspections	0	0	0	0	0	0	1	0	0	0	1	0
Larvaciding	0	0	0	0	0	0	9	0	0	0	9	12
Plan Reviews	7	10	8	6	8	6	10	13	12	8	88	87
Total	1208	1000	987	936	886	1096	1282	1105	1128	1226	10,854	10,578

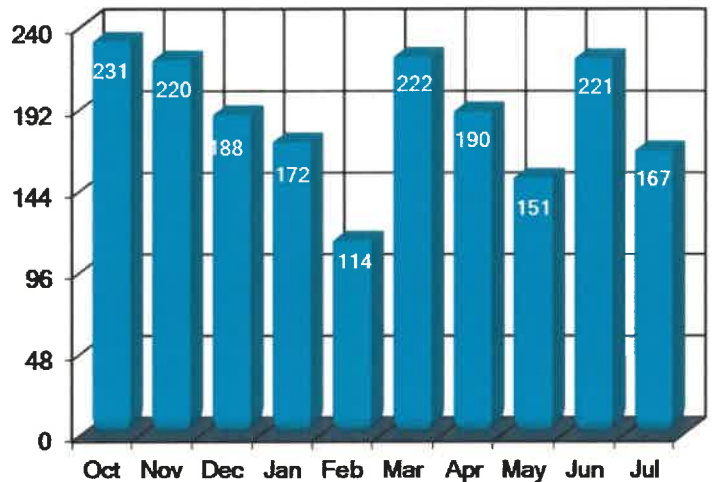


Health Permits

A total of 167 Food Establishment permits were issued this month.

Food Establishment Permits		
Month	FY 23-24	FY 24-25
Oct	114	231
Nov	66	220
Dec	41	188
Jan	96	172
Feb	70	114
Mar	47	222
Apr	105	190
May	54	151
Jun	62	221
Jul	88	167
Totals	743	1,876

2024-25 Health Permits

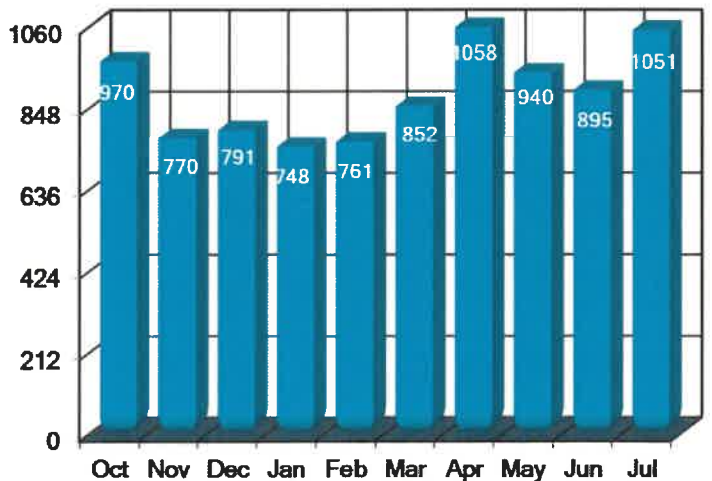


Animal Control Service Calls

Citizens called (1,051 calls) regarding Animal Control concerns.

Animal Control Calls		
Month	FY 23-24	FY 24-25
Oct	756	970
Nov	560	770
Dec	600	791
Jan	644	748
Feb	675	761
Mar	894	852
Apr	974	1,058
May	858	940
Jun	689	895
Jul	955	1,051
Totals	7,605	8,836

2024-25 Animal Control Service Calls



Health Department Animal Control

Our City's Animal Wellness Officers, Jesus and Ivan reported the following Animal Control for July. The staff from Alton and Palmview did not report. There were 34 requests for intake service orders completed by City staff this month.

Dogs

CITY	Stray	Bite Case	Seized	D.O.A.	Owner Surrender	Escape, Lost, Etc.	July	YTD 24-25
Mission	7	3	1	0	3	2	16	499
Alton	0	0	0	0	0	0	0	1
Palmview	0	0	0	0	0	0	0	0
July	7	3	1	0	3	2	16	
YTD 24-25	337	54	1	85	14	9		500
FY 23-24	1067	86	7	173	61	0		1394

Cats

CITY	Stray	Bite Case	Seized	D.O.A.	Owner Surrender	Escape, Lost, Etc.	July	YTD 24-25
Mission	14	0	0	0	0	4	18	328
Alton	0	0	0	0	0	0	0	0
Palmview	0	0	0	0	0	0	0	0
July	14	0	0	0	0	4	18	
YTD 24-25	170	8	0	142	0	8		328
FY 23-24	799	5	3	253	8	0		1068

Wildlife

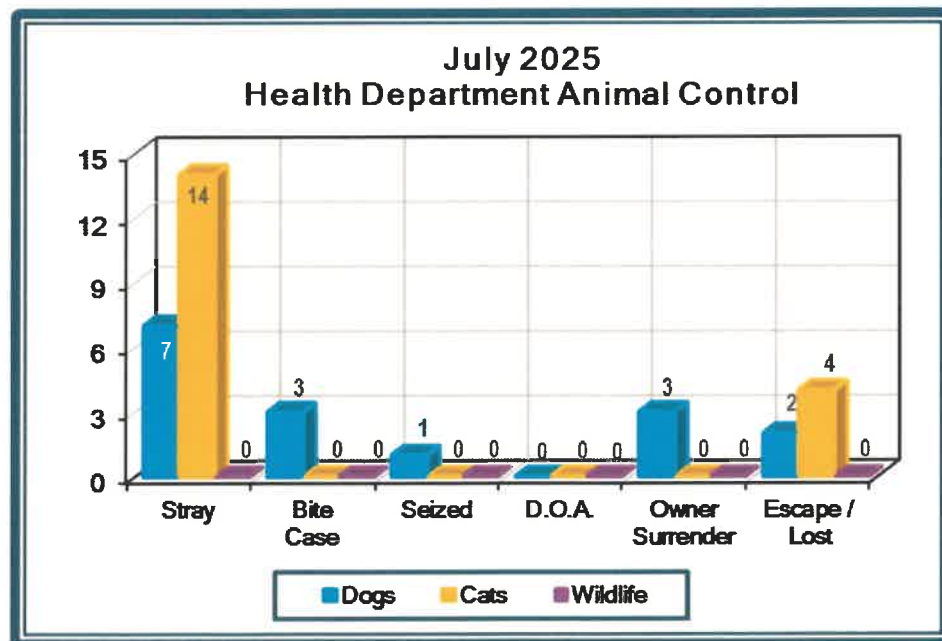
CITY	Stray	Bite Case	Seized	D.O.A.	Owner Surrender	Escape, Lost, Etc.	July	YTD 24-25
Mission	0	0	0	0	0	0	0	76
Alton	0	0	0	0	0	0	0	0
Palmview	0	0	0	0	0	0	0	0
July	0	0	0	0	0	0	0	
YTD 24-25	0	0	0	76	0	0		76
FY 23-24	23	0	0	143	0	0		166

Health Department Animal Control Summary

Below is our Health Department Animal Control Shelter Intake Summary of Dogs, Cats, and Wildlife.

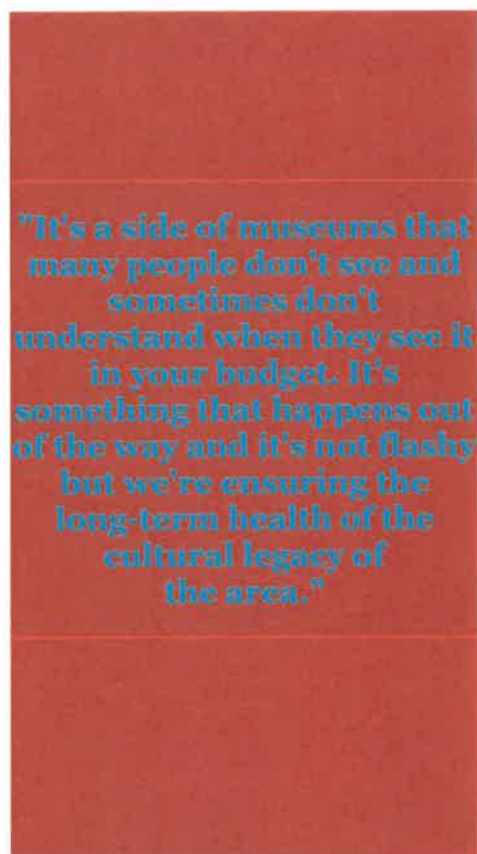
July 2025 Health Department Animal Control

Animal Type	Stray	Bite Case	Seized	D.O.A.	Owner Surrender	Escape / Lost	July	YTD 24-25
Dogs	7	3	1	0	3	2	16	500
Cats	14	0	0	0	0	4	18	328
Wildlife	0	0	0	0	0	0	0	76
July	21	3	1	0	3	6	34	
YTD 24-25	507	62	1	303	14	17		904
FY 23-24	1,889	91	10	569	69	0		2,628



MISSION HISTORICAL MUSEUM

Departmental Report July 2025



PERFORMANCE INDICATORS:

FY 2024-2025										
Performance Indicators	October	November	December	January	February	March	April	May	June	July
General Attendance	101	270	67	176	256	145	45	30	123	102
Programs	13	750	82	100	190	156	19	43	126	172
Tours	23	0	0	0	0	0	0	0	8	0
Social Media	10,100	7000	7,100	14,500	14,600	7,000	2,300	4,700	7,300	4,400
Outreach	0	0	0	0	0	1270	455	750	30	800
Meetings Hosted	7	0	0	0	0	0	5	5	0	0
Total:	10,244	8,020	7,249	14,776	15,046	8,571	2,824	5,528	7,587	5,474

(# of people served July 1– July 31)

Public and Educational Programs/Events

Past Programs/Events:

November 2	Dia de los Muertos Folklife Festival
November 9	MHM Lecture Series (cancelled due to parade)
December 14	MHM Lecture Series
December	Christmas Craft Day
January 11 th	MHM Lecture Series
January 15 th	Quilt Show Opening
January 21 & 22	She Came to the Valley Movie Screenings
January 28 & 29	She Came to the Valley Movie Screenings
February 8 th	MHM Lecture Series
February 13 th	Time capsule ceremony
March 8 th	MHM Lecture Series
March 18 & 19	Staycation
March 17-24	Spring Break Scavenger Hunt
April 14 th	MHM Lecture Series
May 2 nd	Hosting MHS Student Art Show
June 2 nd	She Came to the Valley Summer Exhibit
June	Boys & Girls Club Summer Tour
June	National Butterfly Center Staff Tour
June-July	Summer Craft days (every Wednesday)
July 18 th	Back to School Event w/Pct. 3

Upcoming Programs/Events:

Summer	Ancient Landscapes Exhibit (UTRGV)
September 13	MHM Lecture Series: Manuel Hinojosa
September 18 th	Leadership Mission
September 22	Museum Expo

Other Items:

Ongoing	TAM Conference
Ongoing	Moorefield Exhibit (Seeking Quotes)
November-March	Brick paver Campaign
Ongoing	DOE grant: LED lights
Ongoing	Dia de los Muertos Planning



RIO GRANDE VALLEY STATE VETERANS CEMETERY

MONTHLY REPORT



RGV State Veterans Cemetery

2520 South Inspiration Road • Mission, Texas 78572

Office: (956) 583-7227 • Fax: (956)-583-7887



Interments July

July - 2025	Double Depth	Standard	Columbarium	In Ground	Scatter Garden	Memorial Garden	Total
Veterans	1	9	5	4			19
Spouses	5	5	4				14
Family Members							0
Total	6	14	9	4	0	0	33
Percentage of Total	18.18%	42.42%	27.27%	12.12%	0.00%	0.00%	100.00%


Rio Grande Valley State Veterans Cemetery - Plot Availability and Utilization Report						
	Total Plots	Plots Utilized	Plots Available	% Utilized	% Available	
Estimate of Total Plots Planned for RGV SVC	25,090	4,291	20,799	17.10%	82.90%	
RGV SVC - Total Plots in Developed Areas	9,255	4,291	4,964	46.36%	53.64%	
RGV SVC - Availability of Casketed Burial Option in Developed Areas	Total Plots 4,430	Plots Utilized 2,463	Plots Available 1,967	% Utilized 55.60%	% Available 44.40%	
RGV SVC - Availability of Cremation Burial Option in Developed Areas	Total Plots 3,825	Plots Utilized 1,788	Plots Available 2,037	% Utilized 46.75%	% Available 53.25%	
RGV SVC - Availability of Memorial Plot Option in Developed Areas	Total Plots 1,000	Plots Utilized 40	Plots Available 960	% Utilized 4.00%	% Available 96.00%	



RGV State Veterans Cemetery

2520 South Inspiration Road • Mission, Texas 78572

Office: (956) 583-7227 • Fax: (956)-583-7887



Events and Ceremonies Information:
No events for August

Upcoming Events:

Veterans Day Event November 11, 2025, Time TBD
Wreath Laying Ceremony December 13, 2025 @ 9am



RGV State Veterans Cemetery

2520 South Inspiration Road • Mission, Texas 78572

Office: (956) 583-7227 • Fax: (956)-583-7887



Completed Projects:

Irrigation Audit for September 2024 completed
2020 File Migration Completed- pending VLB direction
2021 File Migration Completed- pending VLB direction
Water Conservation Action Plan –On-going 4/2024
Electronic Reporting on IPADs- for all staff (7)
VLB Approved Road work inside the cemetery 4/28/2025
Working on Section MS1–Realingment & Resetting
Budget review and approval for FY 2025-2026

Ongoing Projects Pending- VLB OAR- Funded:

Power washing areas with mold with the cemetery
Maintenance Tech II in training for 180 days-Training Plan
Winterization Plan Pending approval City of Mission
Working on Section 32–Realingment & Resetting
Removal of 30% non-usable equipment 11/24/2023

Prepping for NCA inspection 12/2025

Roof construction to commence – 8/1/2025

CSR in training for 180 days-Pending Hire

Ongoing Projects Pending:

Monthly Irrigation Audit-replace broken lines/equipment
100% Pre-registration eligibility review-on going project
Headstone setting vehicle – revamp 4/2024 in use
Staff cross-training -2025
Clearing/Mowing of 43.17 acres on the NW side-48% done
Digital reporting option (for staff)- currently testing samples
2022 File Migration pending completion 1/2025
Water Conservation Action Plan –On-going 1/2025
Irrigation Audit for September 2025 on-going
Maintenance Plan for 2025 on-going

Electronic Reporting on IPADs- PM Reporting for equipment

Current interments 5144 as August 2025

VLB Funded (In-Progress)

Re-alignment on 44 Flat Marker/ Headstone
100% Eligibility Review-Headstone Completed

VLB Funded (Pending)

Addition of New Space Force Military Branch of Service Seal and Flag in Assembly Area
Casket Transport Vehicle Hearse (Flat)
Automatic Gate
Water Station – on Cemetery Grounds

VLB Funded (Approved)

Bobcat Tool Cat UW56 -2
New Privacy Fence Slats Completed
Electrical Services for Garrison Flag and offices 8/24-Completed
2024-2025 Budget Approved
Administration Building Roofing Replacement Insurance approved

VLB Funded (Received)

VLB Approved Road work inside the cemetery 4/28/2025

VA Grant Applications Pending:

Administration Building Roofing Replacement
Installation of Automatic and Remotely Controlled Entry Gate
Public Water Fountains Installed Throughout Grounds
Remotely Controlled Public Digital Display Board for Schedules and Events