

PABLO "PAUL" VILLARREAL JR., ASSESSOR & COLLECTOR
CITY OF MISSION TAXES COLLECTED FOR:
JANUARY 2023

COMPARATIVE RATE OF COLLECTIONS


| CITY OF MISSION CMS (32) | ORIGINAL TAX LEVY | COLLECTED TO DATE | DROPPED YRS AFTER PURGE | MODIF. TO DATE | TAXES OUTSTANDING | PERCENT 2022/2023 | COLLECTED 2021/2022 |
|------------------------------|--------------------------|----------------------|----------------------------|-------------------|--------------------------|----------------------|------------------------|
| 2022 TAX ROLL | 28,910,952.02 | 24,294,666.91 | | 191,656.00 | 4,807,941.11 | 83.48% | 84.25% |
| 2021 & PRIOR YRS ROLLBACK | 2,417,440.91 2,677.08 | 198,671.73 438.67 | | (44,007.78) - | 2,174,761.40 2,238.41 | 8.37% 16.39% | 8.11% 36.73% |
| TOTALS | 31,331,070.01 | 24,493,777.31 | - | 147,648.22 | 6,984,940.92 | | |

BREAKDOWN OF TAX COLLECTIONS AND FEES FOR THE MONTH OF JANUARY 2023

| | CITY OF MISSION | MONTHLY MODIFICATIONS |
|----------------------------|---------------------|--------------------------|
| CURRENT YEAR-BASE TAX | 9,823,709.10 | (88,667.78) CURRENT |
| CURRENT YEAR-P&I | - | |
| PRIOR YEARS-BASE TAX | 56,234.77 | (15,090.31) PRIOR |
| PRIOR YEARS-P&I | 24,207.19 | |
| ROLLBACK | - | - ROLLBACK |
| ROLLBACK P&I | - | |
| ATTORNEY FEES | 12,126.69 | - PURGED |
| TOTAL COLLECTIONS | 9,916,277.75 | (103,758.09) |
| LESS TRANSFERRED | 5,054,297.35 | |
| LESS IN TRANSIT | 4,854,772.87 | |
| LESS DUE TO HCAD COMM. FEE | 507.53 | |
| LESS DUE TO CO TREASURER | 6,700.00 | |
| BALANCE | - | |

*****AFFIDAVIT*****


I, PABLO "PAUL" VILLARREAL JR., ASSESSOR-COLLECTOR OF TAXES FOR THE CITY OF MISSION, DO SOLEMNLY SWEAR THAT THE ABOVE STATEMENT OF TAXES COLLECTED BY ME FOR THE MONTH OF JANUARY 2023 IS CORRECT.



 ASSESSOR-COLLECTOR OF TAXES FOR CITY OF MISSION, TEXAS



SWORN AND SUBSCRIBED BEFORE ME THIS 17TH DAY OF FEBRUARY 2023 A.D.



 NOTARY PUBLIC, HIDALGO COUNTY, TEXAS



**PABLO "PAUL" VILLARREAL JR., ASSESSOR & COLLECTOR
CITY OF MISSION TAXES COLLECTED FOR:
JANUARY 2022**

COMPARATIVE RATE OF COLLECTIONS

| CITY OF MISSION CMS (32) | ORIGINAL TAX LEVY | COLLECTED TO DATE | DROPPED YRS AFTER PURGE | MODIF. TO DATE | TAXES OUTSTANDING | PERCENT 2021/2022 | COLLECTED 2020/2021 |
|------------------------------|--------------------------|------------------------|----------------------------|-------------------|--------------------------|----------------------|------------------------|
| 2021 TAX ROLL | 25,552,721.06 | 21,950,538.49 | | 502,433.95 | 4,104,616.52 | 84.25% | 85.12% |
| 2020 & PRIOR YRS ROLLBACK | 2,436,594.87 6,430.91 | 195,958.64 2,362.18 | | (19,084.22) | 2,221,552.01 4,068.73 | 8.11% 36.73% | 10.07% 43.58% |
| TOTALS | 27,995,746.84 | 22,148,859.31 | - | 483,349.73 | 6,330,237.26 | | |

BREAKDOWN OF TAX COLLECTIONS AND FEES FOR THE MONTH OF JANUARY 2022

| | CITY OF MISSION | MONTHLY MODIFICATIONS |
|----------------------------|---------------------|--------------------------|
| CURRENT YEAR-BASE TAX | 8,279,107.88 | (24,767.47) CURRENT |
| CURRENT YEAR-P&I | - | |
| PRIOR YEARS-BASE TAX | 51,095.83 | (2,466.74) PRIOR |
| PRIOR YEARS-P&I | 17,667.71 | |
| ROLLBACK | - | - ROLLBACK |
| ROLLBACK P&I | - | |
| ATTORNEY FEES | 9,506.89 | PURGED |
| TOTAL COLLECTIONS | 8,357,378.31 | (27,234.21) |
| LESS TRANSFERRED | 4,026,680.18 | |
| LESS IN TRANSIT | 4,324,095.58 | |
| LESS DUE TO HCAD COMM. FEE | 221.55 | |
| LESS DUE TO CO TREASURER | 6,381.00 | |
| BALANCE | - | |

*****AFFIDAVIT*****

I, PABLO "PAUL" VILLARREAL JR., ASSESSOR-COLLECTOR OF TAXES FOR THE CITY OF MISSION, DO SOLEMNLY SWEAR THAT THE ABOVE STATEMENT OF TAXES COLLECTED BY ME FOR THE MONTH OF JANUARY 2022 IS CORRECT.

Pablo (Paul) Villarreal Jr.

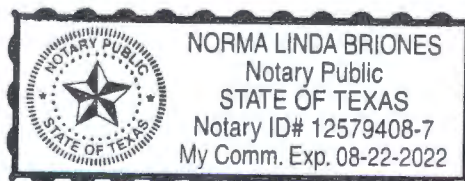
ASSESSOR-COLLECTOR OF TAXES FOR CITY OF MISSION, TEXAS



SWORN AND SUBSCRIBED BEFORE ME THIS 11TH DAY OF FEBRUARY 2022 A.D.

Norma Linda Briones

NOTARY PUBLIC, HIDALGO COUNTY, TEXAS



City of Mission, Texas
Summary of Current Levy Tax Collections
As of January 31, 2023

2022 Tax Levy

| | M&O | I&S | Total |
|---|-------------------------|------------------------|-------------------------|
| Original | \$ 24,862,654.91 | \$ 4,048,297.11 | \$ 28,910,952.02 |
| Adjustments | 164,819.10 | 26,836.90 | 191,656.00 |
| Adjusted Levy | <u>\$ 25,027,474.01</u> | <u>\$ 4,075,134.01</u> | <u>\$ 29,102,608.02</u> |
| | | | |
| Collections as of January 2023 | <u>\$ 20,892,771.81</u> | <u>\$ 3,401,895.10</u> | <u>\$ 24,294,666.91</u> |
| | | | |
| Outstanding as of January 2023 | <u>\$ 4,134,702.20</u> | <u>\$ 673,238.91</u> | <u>\$ 4,807,941.11</u> |
| | | | |
| Percentage of 2022 Levy Collected as of January 2023 | 83.48% | 83.48% | 83.48% |

City of Mission, Texas

Summary of Delinquent Levy Tax Collections

As of January 31, 2023

Tax Levy

| | M&O | I&S | Total |
|---------------|-----------------|---------------|-----------------|
| Original | \$ 1,981,213.09 | \$ 436,227.83 | \$ 2,417,440.91 |
| Adjustments | (36,289.85) | (7,717.93) | (44,007.78) |
| Adjusted Levy | \$ 1,944,923.24 | \$ 428,509.90 | \$ 2,373,433.13 |

| | | | |
|--------------------------------|---------------|--------------|---------------|
| Collections as of January 2023 | \$ 163,803.81 | \$ 34,867.92 | \$ 198,671.73 |
|--------------------------------|---------------|--------------|---------------|

| | | | |
|--------------------------------|-----------------|---------------|-----------------|
| Outstanding as of January 2023 | \$ 1,781,119.43 | \$ 393,641.98 | \$ 2,174,761.40 |
|--------------------------------|-----------------|---------------|-----------------|

Percentage of 2022 Levy Collected

| | | | |
|--------------------|-------|-------|-------|
| as of January 2023 | 8.42% | 8.14% | 8.37% |
|--------------------|-------|-------|-------|

| Year | Beg O/S | Adjustments | Paid | Ending O/S |
|------|---------------------|--------------------|---------------------|---------------------|
| 2021 | 708,464.82 | (35,377.19) | (104,652.35) | 568,435.28 |
| 2020 | 357,078.13 | (4,279.75) | (32,445.60) | 320,352.78 |
| 2019 | 268,008.17 | (1,653.54) | (22,557.59) | 243,797.04 |
| 2018 | 167,024.96 | (2,712.36) | (10,911.89) | 153,400.71 |
| 2017 | 113,951.83 | 15.06 | (6,333.31) | 107,633.58 |
| 2016 | 95,926.05 | | (3,514.64) | 92,411.41 |
| 2015 | 86,555.77 | - | (2,645.63) | 83,910.14 |
| 2014 | 73,527.03 | - | (2,788.90) | 70,738.13 |
| 2013 | 61,599.97 | - | (1,684.18) | 59,915.79 |
| 2012 | 55,263.76 | - | (1,762.98) | 53,500.78 |
| 2011 | 53,728.89 | - | (2,329.54) | 51,399.35 |
| 2010 | 54,963.69 | - | (827.92) | 54,135.77 |
| 2009 | 50,115.31 | - | (1,165.67) | 48,949.64 |
| 2008 | 47,738.36 | - | (965.09) | 46,773.27 |
| 2007 | 36,895.24 | - | (1,187.19) | 35,708.05 |
| 2006 | 30,170.29 | - | (1,349.00) | 28,821.29 |
| 2005 | 25,323.05 | - | (630.43) | 24,692.62 |
| 2004 | 23,774.09 | - | (518.41) | 23,255.68 |
| 2003 | 16,970.19 | - | (164.02) | 16,806.17 |
| 2002 | 16,306.82 | - | (21.33) | 16,285.49 |
| 2001 | 74,054.49 | - | (216.06) | 73,838.43 |
| | 2,417,440.91 | (44,007.78) | (198,671.73) | 2,174,761.40 |

**City of Mission, Texas
Combined Property Tax Reconciliation - Receivable Accounts
FY 2022-23**

As of September 30, 2023

| | 01/08-10900 Current Property Tax Receivable | 01/08-11000 Delinquent Property Tax Receivable | combined Rollback Tax Receivable | 01/08-11100 Allowance for Uncollectable Property tax | 01/08-21900 Deferred Property Tax Revenue | Difference |
|-----------------------------------|---|--|---|--|--|-------------|
| Beginning Balance | - | 2,417,440.91 | 2,677.08 | 1,051,274.01 | 1,374,740.20 | (5,896.21) |
| Auditors Adjustments | - | - | - | - | - | - |
| Adjusted Beginning Balance | - | 2,417,440.91 | 2,677.08 | 1,051,274.01 | 1,374,740.20 | (5,896.21) |
| Plus Levy | 28,910,952.02 | - | - | - | 28,910,952.02 | - |
| Plus Rollback taxes | - | - | - | - | - | - |
| Less Collections | (24,294,666.91) | (198,671.73) | (438.67) | - | (24,493,777.31) | - |
| Less Special Inventory | - | - | - | - | - | - |
| Adjustments to tax roll | 191,656.00 | (44,007.78) | - | - | 147,648.22 | - |
| Ending Balance | 4,807,941.11 | 2,174,761.40 | 2,238.41 | 1,051,274.01 | 5,939,563.13 | (5,896.21) |
| Adjustments to allowance | - | - | - | - | 0.00 | - |
| Adjusted Ending Balance | 4,807,941.11 | 2,174,761.40 | 2,238.41 | 1,051,274.01 | 5,939,563.13 | (5,896.21) |
| Accrual for September (prior yr) | - | - | - | - | 55,269.34 | (55,269.34) |
| Posted to G/L at 9/30 (Oct 2021) | - | - | - | - | - | - |
| Propose audit adj. | - | - | - | - | - | - |
| Reconciled to Tax Office Report | 4,807,941.11 | 2,174,761.40 | 2,238.41 | 1,051,274.01 | 5,994,832.47 | (61,165.55) |

| | 01/08-10900 | 01/08-11000 | 01/08-300-31200 | 01/08-300-31200 | county of hidalgo |
|--|-----------------|--------------|-----------------|-----------------|-----------------------|
| COLLECTIONS AGAINST RECEIVABLES | | | | | |
| collections up to 9/30/22 | 24,294,666.91 | 198,671.73 | 24,493,338.64 | 24,493,338.64 | - |
| reverse prior year accrual | - | - | - | (55,269.34) | - |
| rollback taxes | - | 438.67 | 438.67 | 438.67 | - |
| motor vehicle taxes | - | - | - | - | - |
| accrual for Sept-coll in Oct | - | - | - | - | county of hidalgo |
| Total Collections | 24,294,666.91 | 199,110.40 | 24,493,777.31 | 24,438,507.97 | - |
| RECONCILIATION of RECEIVABLES | | | | | |
| Adjusted balance 9/30/22 | - | 2,420,117.99 | 2,420,117.99 | - | october collections |
| Levy | 28,910,952.02 | - | 28,910,952.02 | - | - |
| adjustments to tax roll | 191,656.00 | (44,007.78) | 147,648.22 | - | - |
| Roll back taxes | - | - | - | - | - |
| Total tax collections | (24,294,666.91) | (199,110.40) | (24,493,777.31) | 24,438,507.97 | G/L at 9/30/23 |
| Total outstanding taxes 9/30/23 | 4,807,941.11 | 2,176,999.81 | 6,984,940.92 | - | audit adj. |
| RECONCILIATION: | | | | | adjusted total |
| rollback tax receivables | 1,888.26 | - | 1,888.26 | - | - |
| O/S taxes w/out rollback | 4,806,052.85 | 2,176,999.81 | 6,983,052.66 | - | - |
| Total outstanding taxes 9/30/23 | 4,807,941.11 | 2,176,999.81 | 6,984,940.92 | - | - |

**CITY OF MISSION, TEXAS
COMBINED PROPERTY TAX COLLECTIONS, FY 22-23**

| MONTH | CURRENT YEAR TAXES | | PRIOR YEAR TAXES | | TOTAL TAX COLLECTIONS | P & I General 01/08-300-31300 | I & S COLLECTED 01-21880 | LESS COMMISS. 01-417-34499 | RENTION Penalties 01-300-36150 | TOTAL COLLECTIONS |
|-------------------------------------|-------------------------|----------------------|-------------------------|----------------------|-----------------------|-------------------------------|--------------------------|----------------------------|--------------------------------|-------------------|
| | General 01/08-300-31000 | I & S Rollback taxes | General 01/08-300-31200 | I & S Rollback taxes | | | | | | |
| October | 181,775.15 | - | - | - | 264,054.10 | 19,362.59 | 11,294.07 | 6,381.00 | 11.78 | 292,568.38 |
| November | 1,578,928.08 | - | 33,837.10 | - | 1,877,072.72 | 17,529.84 | 9,943.38 | 6,381.00 | 59.95 | 1,902,034.13 |
| December | 10,683,938.51 | - | 40,224.15 | 438.67 | 12,472,706.62 | 13,981.33 | 8,601.20 | 7,338.00 | 106.72 | 12,490,814.90 |
| January | 8,448,130.07 | - | 46,415.24 | - | 9,879,943.87 | 19,930.33 | 12,126.69 | 6,700.00 | 507.53 | 9,909,070.22 |
| February | - | - | - | - | - | - | - | - | - | - |
| March | - | - | - | - | - | - | - | - | - | - |
| April | - | - | - | - | - | - | - | - | - | - |
| May | - | - | - | - | - | - | - | - | - | - |
| June | - | - | - | - | - | - | - | - | - | - |
| July | - | - | - | - | - | - | - | - | - | - |
| August | - | - | - | - | - | - | - | - | - | - |
| September | - | - | - | - | - | - | - | - | - | - |
| Total Collections | 20,892,771.81 | - | 120,476.49 | 438.67 | 24,493,777.31 | 70,804.09 | 41,965.34 | 26,800.00 | 685.98 | 24,594,487.63 |
| VEHICLES | - | - | - | - | - | - | - | - | - | - |
| total coll tax office | 20,892,771.81 | - | 120,476.49 | 438.67 | 24,493,777.31 | 70,804.09 | 41,965.34 | 26,800.00 | 685.98 | 24,594,487.63 |
| Less revenue recognized in prior FY | - | - | - | - | - | - | - | - | - | - |
| Total curr yr rev | 20,892,771.81 | - | 120,476.49 | 438.67 | 24,493,777.31 | 70,804.09 | 41,965.34 | 26,800.00 | 685.98 | 24,594,487.63 |

**TAX COLLECTIONS
FOR THE MONTH OF JANUARY, 2023**

| DATE | 01-10900 | | 01-11000 | | 01-10900 | | 01-21900 | | 08-10900 | | 08-10900 | | 08-21900 | | Total Tax Collections | P & I General | I & S | Attorney Fees | Less Commission | Rendition Penalty | Total Collections |
|--------------|--------------|------------|----------------|--------------|--------------|------------|----------------|--------------|--------------|------------|----------------|-----------|----------|--------------|-----------------------|---------------|-------|---------------|-----------------|-------------------|-------------------|
| | Current | Delinquent | Rollback taxes | Total M&O | Current | Delinquent | Rollback taxes | Total I&S | Current | Delinquent | Rollback taxes | Total I&S | General | I & S | | | | | | | |
| 01/04/23 | 229,300.80 | 1,412.93 | - | 230,713.73 | 37,336.10 | 315.54 | - | 37,651.64 | 268,365.37 | 699.51 | 166.47 | 320.65 | 6,700.00 | 262,852.00 | | | | | | | |
| 01/05/23 | 328,928.05 | 943.28 | - | 329,871.33 | 53,558.14 | 210.38 | - | 53,768.52 | 383,639.85 | 621.49 | 144.12 | 134.19 | - | 384,539.65 | | | | | | | |
| 01/06/23 | 126,197.45 | 1,132.56 | - | 127,330.01 | 20,548.31 | 231.94 | - | 20,780.25 | 148,110.26 | 313.01 | 63.47 | 129.75 | - | 148,616.49 | | | | | | | |
| 01/07/23 | (6,530.28) | (855.08) | - | (7,385.36) | (1,063.30) | (182.28) | - | (1,245.58) | (8,630.94) | - | - | - | - | (8,630.94) | | | | | | | |
| 01/09/23 | 261,629.08 | 1,367.36 | - | 262,996.44 | 42,600.11 | 290.04 | - | 42,890.15 | 305,886.59 | 471.61 | 99.63 | 313.57 | - | 306,771.40 | | | | | | | |
| 01/10/23 | 374,423.77 | 1,653.15 | - | 376,076.92 | 60,966.03 | 352.49 | - | 61,318.52 | 437,395.44 | 449.86 | 95.13 | 357.50 | - | 438,297.93 | | | | | | | |
| 01/11/23 | 208,021.59 | 1,642.72 | - | 209,664.31 | 33,871.42 | 349.91 | - | 34,221.33 | 243,885.64 | 445.47 | 93.76 | 361.33 | - | 244,786.20 | | | | | | | |
| 01/12/23 | 165,894.96 | 1,736.61 | - | 167,631.57 | 27,012.10 | 374.21 | - | 27,386.31 | 195,017.88 | 427.17 | 92.00 | 364.74 | - | 195,901.79 | | | | | | | |
| 01/13/23 | 178,502.84 | 1,353.20 | - | 179,856.04 | 29,064.93 | 285.94 | - | 29,350.87 | 209,206.91 | 393.24 | 82.97 | 315.81 | - | 209,998.93 | | | | | | | |
| 01/17/23 | 429,642.47 | 2,195.34 | - | 431,837.81 | 69,957.25 | 469.88 | - | 70,427.13 | 502,264.94 | 511.37 | 108.96 | 434.87 | - | 503,320.14 | | | | | | | |
| 01/18/23 | 300,047.68 | 2,988.03 | - | 303,035.71 | 48,855.66 | 640.22 | - | 49,495.88 | 352,531.59 | 792.21 | 168.85 | 682.49 | - | 354,175.14 | | | | | | | |
| 01/19/23 | 333,411.86 | 4,998.73 | - | 338,410.59 | 54,288.23 | 1,068.21 | - | 55,356.44 | 393,767.03 | 2,129.00 | 483.00 | 1,095.86 | - | 397,474.89 | | | | | | | |
| 01/20/23 | 257,459.16 | 1,672.26 | - | 259,131.42 | 41,921.20 | 323.61 | - | 42,244.81 | 301,376.23 | 789.90 | 140.95 | 438.82 | - | 302,745.90 | | | | | | | |
| 01/23/23 | 271,222.92 | 2,352.97 | - | 273,575.89 | 44,162.33 | 489.68 | - | 44,652.01 | 318,227.90 | 282.73 | 57.89 | 109.78 | - | 318,678.30 | | | | | | | |
| 01/24/23 | 419,241.89 | 4,526.15 | - | 423,768.04 | 68,263.74 | 965.03 | - | 69,228.77 | 492,996.81 | 1,335.90 | 284.77 | 1,042.22 | - | 495,659.70 | | | | | | | |
| 01/25/23 | 424,745.47 | 2,813.51 | - | 427,558.98 | 69,159.79 | 612.75 | - | 69,772.54 | 497,331.52 | 1,028.88 | 232.68 | 516.75 | - | 499,109.83 | | | | | | | |
| 01/26/23 | 483,943.24 | 2,434.87 | - | 486,378.11 | 78,798.79 | 506.06 | - | 79,304.85 | 565,682.96 | 802.23 | 165.91 | 550.25 | - | 567,201.35 | | | | | | | |
| 01/27/23 | 403,810.36 | 1,362.94 | - | 405,173.30 | 65,751.06 | 290.35 | - | 66,041.41 | 471,214.71 | 431.31 | 91.35 | 311.65 | - | 472,049.02 | | | | | | | |
| 01/28/23 | (5,072.84) | (9,569.17) | - | (14,642.01) | (825.98) | (2,060.01) | - | (2,885.99) | (17,528.00) | (17.64) | (3.73) | - | - | (17,549.37) | | | | | | | |
| 01/30/23 | 630,285.08 | 2,603.96 | - | 632,889.04 | 102,627.08 | 572.90 | - | 103,199.98 | 736,089.02 | 1,090.25 | 241.78 | 396.78 | - | 737,817.83 | | | | | | | |
| 01/31/23 | 2,633,024.52 | 17,648.92 | - | 2,650,673.44 | 428,726.04 | 3,712.68 | - | 432,438.72 | 3,083,112.16 | 6,932.83 | 1,466.90 | 4,249.68 | - | 3,095,254.04 | | | | | | | |
| Total | 8,448,130.07 | 46,415.24 | - | 8,494,545.31 | 1,375,579.03 | 9,819.53 | - | 1,385,398.56 | 9,879,943.87 | 19,930.33 | 4,276.86 | 12,126.69 | 6,700.00 | 9,909,070.22 | | | | | | | |
| JF# | | | | | | | | | | | | | | | | | | | | | |
| Need to recd | 8,448,130.07 | 46,415.24 | - | 8,494,545.31 | 1,375,579.03 | 9,819.53 | - | 1,385,398.56 | 9,879,943.87 | 19,930.33 | 4,276.86 | 12,126.69 | 6,700.00 | 9,909,070.22 | | | | | | | |

O/S 4,287,571.52