

HUMAN RESOURCES DEPARTMENT
MONTHLY REPORT
January 2023

PERSONNEL								Monthly Totals	YTD Totals
Number of Employees, Volunteers, and Others	HIRED	TRANSFERRED	RESIGNED	DISMISSED	RETIRED	DECEASED	OTH		
Regular Full-Time (566 budgeted slots for fiscal year)	15		7	1	3			695	720
Regular Part-Time (65 budgeted slots for fiscal year)	2							52	53
Temporary Full-Time	1							1	1
Temporary Part-Time								0	0
	49		25	3	9	1		748	774
Reserve Police Officers								15	15
Volunteer Firefighters								25	25
Texas Workforce Solutions/Work Experience								0	0
AARP Participants							1	6	15
Community Service - Processed								0	0
Volunteers							14	156	174
								202	229
Staffing									
Request for Positions Processed								5	61
Positions Advertised								23	101
Application for Employment Processed								143	495
Volunteer Applications Processed								15	58
Interviews Processed								50	163
Job Offers Processed								18	49
New Hire Enrollments Processed								18	49
Pre-Employment Screenings									
Driver License Checks (MVR)								18	49
Mission Police/Mission Municipal Court Record Check								18	49
Hidalgo County Courthouse								18	49
Criminal History Background/Sex Offender Check (DPS)								33	107
Drug Testing, Physical and Pre-placement Screening								18	49
PERSONNEL, con't									
Human Resources Department Visitors:									
Employees, Citizens, Vendors/Representatives Assisted								240	834
Exit Interviews Conducted:									
Employee Exit Interview								6	15
Supervisor Exit Interview								6	10
Family and Medical Leave Act (FMLA) Forms Processed:									
FMLA Requests								14	40
-- Employee's Serious Health Condition								9	20
-- Family Member's Serious Health Condition								1	11
-- Birth of a Child								4	9
-- Military Family Leave								0	0
-- Injury or Illness of Covered Servicemember								0	0
FMLA Approvals								8	32
FMLA Denials/Withdrawals								0	1
FMLA Return-to-Work								3	19
Employees out on FMLA								12	60
Forms Processed									
Employee Change of Status Forms Processed								65	911
Employee Requests for Personnel Information Processed								5	10
Employee Disciplinary Forms Processed								4	20
Employee Grievance's Processed								0	1
Employment Verifications Processed								15	49
Unemployment Claims Processed								1	1
Public Information Requests Processed								7	26

HUMAN RESOURCES DEPARTMENT
MONTHLY REPORT
January 2023

PERSONNEL TRAINING SEMINARS	Training Seminars	Employees Attended
Fiscal YTD Personnel Training Seminars		
10/13/2022 - DOL - FMLA Training	1	28
10/13/2022 - DOL - Wage & Hour	1	31
10/14/2022 - Director Leadership Retreat	1	45
11/09/2022 - HR Consortium Supervisor Seminar	1	36
11/10/2022 - TML Webinar: Ethics & Integrity in City Government	1	45
HEALTH & WELLNESS SEMINARS/EVENTS		
Fiscal YTD Health & Wellness Seminars		
10/03/2022 - Breast Cancer Awareness Luncheon	1	113
10/18/2022 - Delta Dental Informational Session	2	53
10/18/2022 - Airrosti - Health at Your Desk	1	8
10/25/2022 - BCBS Informational Sessions (8)	8	380
10/26/2022 - BCBS Informational Sessions (5)	5	210
10/26/2022 - Health Fair	1	168
11/02/2022 - Airrosti - On-site treatment	1	5
11/04/2022 - Pickleball Tournament	1	12
11/08/2022 - BCBS Virtual Informational Session	2	10
11/08/2022 - BCBS Mobile App Demo	1	4
11/08/2022 - Airrosti - On-site treatment	1	5
11/10/2022 - Veterans Luncheon	1	60
11/15/2022 - Employee Appreciation Luncheon	1	250
11/16/2022 - Lab Work Consultation	1	120
11/16/2022 - Employee Turkey Distribution	1	600
11/17/2022 - Health and Wellness Seminar - Diabetes Awareness	1	18
11/30/2022 - No Shave November	1	38
12/02/2022 - Airrosti - On-site treatment	1	5
12/06/2022 - Airrosti - Muscle and Joint Pain Webinar	1	3
12/08/2022 - Airrosti - Muscle and Joint Pain Webinar	1	4
12/13/2022 - Airrosti - Muscle and Joint Pain Webinar	1	2
12/15/2022 - Airrosti - Muscle and Joint Pain Webinar	1	4
01/11/2023 - Visit with the Doctor - Lab Results	1	90
01/12/2023 - Health and Wellness Seminar - Mental & Physical Awareness	1	33
01/19/2023 - Pre-Retirement Seminar	1	34
01/24/2023 - Bowling Tournament	1	150
Fiscal YTD Totals:	22	901



RIO GRANDE VALLEY STATE VETERANS CEMETERY

MONTHLY REPORT



RGV State Veterans Cemetery

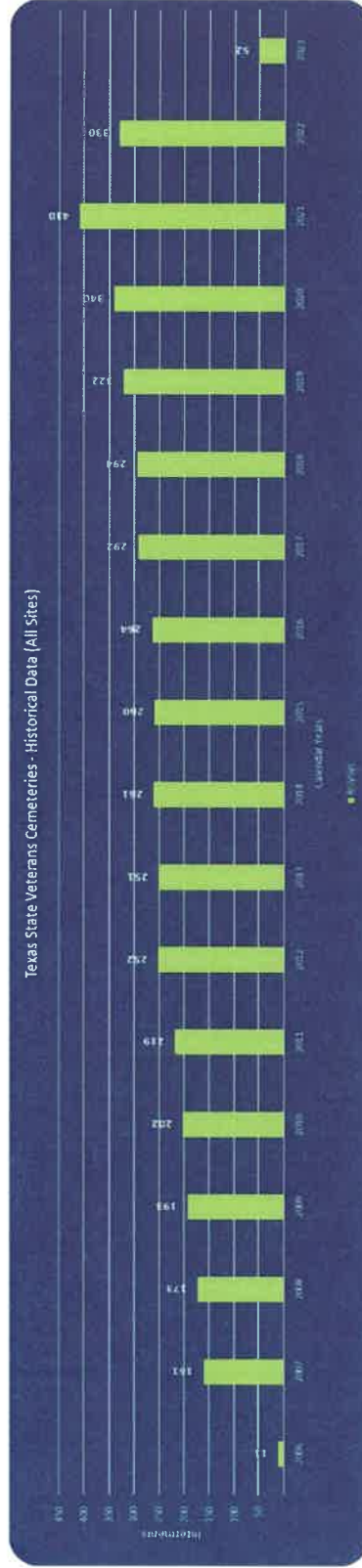
2520 South Inspiration Road • Mission, Texas 78572

Office: (956) 583-7227 • Fax: (956) 508-5211



Interments February 2023

February 2023	Standard	Double-Depth	Columbarium Wall	In-ground	Scatter Garden	Disinterment	Total
Veterans	3	10	4	3			20
Spouse		3	1	2			6
Dependents							
Totals	3	13	5	5			26





RGV State Veterans Cemetery

2520 South Inspiration Road • Mission, Texas 78572

Office: (956) 583-7227 • Fax: (956) 508-5211



Daily Activity									
Feb-23	# of Service Today	Services Scheduled For the Month		Actual Number of Burials Y-T-D					
		YTD							
1	2	9	38	31	15	0	20	49	45
2	2	11	40	33	16	2	21	50	47
3	2	12	41	35	17	2	22	51	49
4					18				
5					19				
6	1	12	41	36	20				
7	1	14	43	37	21	1	22	51	50
8	2	15	44	39	22	0	25	54	50
9	2	15	44	41	23	2	25	54	52
10	1	16	45	42	24	0	25	54	52
11					25				
12					26				
13	1	16	45	43	27	2	26	55	54
14	2	20	49	45	28	1	26	55	55



RGV State Veterans Cemetery

2520 South Inspiration Road • Mission, Texas 78572

Office: (956) 583-7227 • Fax: (956) 508-5211



Completed Projects:

Colunbarium B Site:

Memorial Walls:

Grave Locator Kiosk Management

Reparation on Pipe Line: United Irrigation

Ongoing Projects:

VA Grant Applications Pending:

Administration Building Roofing Replacement

Installation of Automatic and Remotely Controlled Entry Gate

Public Water Fountains Installed Throughout Grounds

Remotely Controlled Public Digital Display Board for Schedules and Events

VLB Funded (In-Progress)

Re-alignment on 1,000 Flat Marker/ Headstone

VLB Funded (Pending)

Addition of New Space Force Military Branch of Service Seal and Flag in Assembly Area

Casket Transport Vehicle Hearse (Flat)

Automatic Gate

VLB Funded (Approved)

Bobcat Tool Cat UW56

Wheeled Dumper Truck



RGV State Veterans Cemetery

2520 South Inspiration Road • Mission, Texas 78572

Office: (956) 583-7227 • Fax: (956) 508-5211



Completed Projects:

Colunbarium B Site:

Memorial Walls:

Grave Locator Kiosk Management

Reparation on Pipe Line: United Irrigation

Ongoing Projects:

VA Grant Applications Pending:

Administration Building Roofing Replacement

Installation of Automatic and Remotely Controlled Entry Gate

Public Water Fountains Installed Throughout Grounds

Remotely Controlled Public Digital Display Board for Schedules and Events

VLB Funded (In-Progress)

Re-alignment on 1,000 Flat Marker/ Headstone

VLB Funded (Pending)

Addition of New Space Force Military Branch of Service Seal and Flag in Assembly Area

Casket Transport Vehicle Hearse (Flat) Automatic Gate

VLB Funded (Approved)

Bobcat Tool Cat UW56

Wheeled Dumper Truck



Mission Fire Prevention Bureau
415 W. Tom Landry Ave.
Mission, TX 78572
Phone 956-580-8711
Fax 956-580-8712

Mission Fire Prevention

Monthly Activity Report: February 2023

FIRE INVESTIGATIONS

There was one (1) fire investigations for the month of February.

- On February 4, 2023, Lieutenant Omar Salinas investigated a house fire at 901 Frontage. Undetermined.

Full Investigation: 1 Total

Call out to document of Incident: 0 Total

Year to Date: 4 Total

SOUTH TEXAS ARSON RESPONSE TEAM FIRE INVESTIGATIONS

The Hidalgo County Fire Marshal's Office asked for our assistance in zero (0) fire investigations for the month of February.

Our assistance was requested: 0 Total

Assistance Requested by us: 0 Total

Year to Date: 0 Total

INSPECTIONS

There were one hundred sixty - nine (169) inspections conducted for the month of February: twenty-three (23) occupancy, one hundred twenty-three (123) annual and twenty-three (23) other forms of inspections.

Year to Date: 817 Total 180 Occupancy 530 Annual 107 Other

COMPLAINTS

There were zero (0) complaints for the month of February.

There were zero (0) complaints resolved within this month.

Year to Date: 0 Total

SUBDIVISION REVIEWS

For the month of February there were twenty - five (25) subdivision plan reviews.

Year to Date: 125 Total

SPRINKLER SYSTEM REVIEWS

For the month of February there were zero (0) sprinkler system plan reviews.

Year to Date: 5 Total

FIRE ALARM SYSTEM REVIEWS

For the month of February there were five (5) fire alarm system plan reviews.

Year to Date: 14 Total

EXHAUST HOOD CANOPY PLAN REVIEWS

For the month of February there were zero (0) exhaust hood canopy plan reviews.

Year to Date: 4 Total

HOOD SUPPRESSION PLAN REVIEWS

For the month of February there was one (1) hood suppression plan reviews.

Year to Date: 6 Total

LP TANK PERMITS

For the month of February there were two (2) LP tank permits issued.

Year to Date: 5 Total

UNDERGROUND STORAGE TANK REMOVAL PERMITS

There were two (2) underground storage tank removal permits issued for the month of February.

Year to Date: 5 Total

ABOVEGROUND STORAGE TANK REMOVAL PERMITS

There were zero (0) aboveground storage tank removal permits issued for the month of February.

Year to Date: 0 Total

BURNING PERMITS

There were two (2) city burning permits issued for the month of February.

Year to Date: 19 Total

PLAN REVIEWS

We had ten (10) plan reviews for the month of February.

- 4 Plex – 2220 N. Inspiration Lot 1
- Carrera Auto Sales – 1419 N. Conway
- Finish Out – 2116 W. Griffin Parkway Suite A
- HEB Fuel Station – 2409 E. Expressway 83
- Olivarez Plazas Suite 1 & 2 – 1104 E. Kika de la Garza
- Parking Lot – 2120 E. Business Highway 83
- Radio United – 2520 E. Business Highway 83
- Storage Room – 204 W. Tom Landry
- U.S. Postal Service Parking Lot – 901 N. Francisco
- Wal-Mart – 2410 E. Expressway 83

Year to Date: 43 Total

FIRE DRILLS

There were zero (0) fire drills conducted for the month of February.

Year to Date: 3 Total

TRAINING

There were three (3) trainings in the month of February.

- Lieutenant Omar Salinas and Lieutenant Eric Lopez attended a special ops meeting on February 2, 2023.
- Administrative Assistant Jackie Charles attended the Emergency Management Association of Texas conference in San Marcos, Texas on February 11th – 15th, 2023.
- Administrative Assistant Jackie Charles attended Recovery from Local Disaster in Edinburg, Texas on February 28, 2023.

Year to Date: 8 Total

MEETINGS ATTENDED

For the month of February there were fourteen (14) meetings attended by the Fire Prevention Office.

- February 2, 2023- Fire Marshal Frank Cavazos SRC meeting
- February 6, 2023 - Fire Marshal Frank Cavazos met with Luz para las naciones
- February 8, 2023 – Fire Marshal Frank Cavazos Staff meeting
- February 9, 2023 – Fire Marshal Frank Cavazos SRC meeting
- February 10, 2023 – Fire Marshal Frank Cavazos City ID's
- February 14, 2023 – Fire Marshal Frank Cavazos Staff meeting
- February 16, 2023 – Fire Marshal Frank Cavazos SRC meeting
- February 16, 2023 – Fire Marshal Frank Cavazos Staycation meeting at City Hall
- February 17, 2023 – Fire Marshal Frank Cavazos had a meeting at site of Brillante Academy
- February 21, 2023 – Fire Marshal Frank Cavazos Staff meeting
- February 21, 2023 – Fire Marshal Frank Cavazos met with Heart of America Carnival staff at Fontana site
- February 23, 2023 – Fire Marshal Frank Cavazos SRC meeting
- February 27, 2023 – Fire Marshal Frank Cavazos Staycation meeting at City Hall
- February 27, 2023 – Fire Marshal Frank Cavazos City ID's

Year to Date: 73 Total

PUBLIC EDUCATION

During the month of February there were () presentations conducted.

Date	Location	Fire Extinguisher w/Simulator	Fire Safety Trailer	Tours of Stations	Fire Safety Presentation	City Events/ Parade
2/2/2023	Sharyland ISD Career Day				100	
2/3/2023	Mission CISD Health Fair				30	
2/15/2023	Delia's Tamales	10				
2/16/2023	IDEA Academy Career Day				200	
2/24/2023	Leal Elementary Career Day				100	
2/27/2023	Ramirez Elementary Book Read				15	

Year to Date: 50 Presentations 14, 620 Audience
Year to Date w/The Tutor 3 Presentations 85 Audience
Year to Date w/F.S.T. 3 Presentations 510 Audience
Year to Date w/City Events 1 Presentations 200 Audience
Year to Date – Other Presentations Audience
Year to Date Grand Total 57 Presentations 15, 415 Audience

Frank Cavazos, Deputy Chief/Fire Marshal



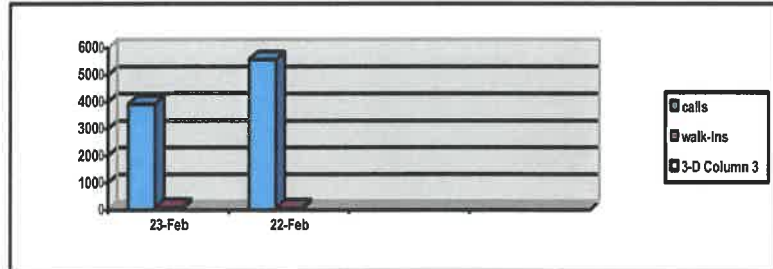
"Dedicated to the Community We Protect... and Serve"

CITY SECRETARY MONTHLY REPORT FEBRUARY 2023

Reception:

Calls received: 3,918

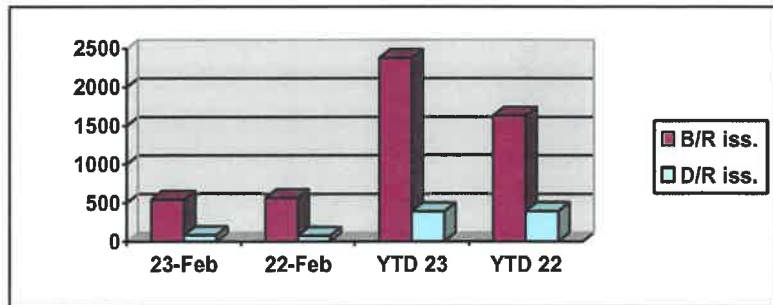
Walk-ins: 85



Vital Statistics:

Birth Records Registered
Birth Records Issued
Death Records Registered
Death Records Issued
Funds Received

	Feb-23	Feb-22		YTD 23	YTD 22
Birth Records Registered	109	156		767	976
Birth Records Issued	540	559		2376	1630
Death Records Registered	33	84		229	305
Death Records Issued	80	73		386	393
Funds Received	\$13,036.00	\$15,440.00		\$ 58,015.00	\$ 61,999.00



Cemetery:

	Laurel Hill	San Jose	Catholic	Baby Sp.	YTD 22/23
Burials:	3	0	6	0	26
Sold Spaces:	0	0	0	0	0

	Laurel Hill	San Jose	Catholic	Baby Sp.	YTD 21/22
Burials:	3	0	11	0	64
Sold Spaces:	0	0	13	0	56



Information Technology

Departmental Report February 2023

Information Technology Department Overview

In partnership with other City of Mission departments, Information Technology's focus is to maintain core technologies; plan for technology evolution; promote centralized data storage and reporting; consolidate business operations on standardized applications; provide effective communication tools; and enhance local area network (LAN) and mobile connectivity in the most efficient, team oriented, and fiscally responsible manner so that City of Mission residents, businesses and visitors receive the best service possible.

Patrol Unit Modems

Replace end of life modems on all patrol units. 65% Complete

Patrol Unit Dash Cams

Replace end of life dash cam systems on patrol units. 15% Complete

Patch Management and Remote Assistance

Purchased patch management software and remote assistance. Implementation Phase. 85 % Complete

PD and Fire Security and Surveillance Cameras

Replace end of life security cameras and server at PD and Fire. 15% Complete

New Public Safety Building

Install door access control, security cameras, wireless access points, data cables, phones, and multimedia. 0% Complete

PD Network

Configure network to make it more efficient and secure. Implementation phase of the project. 95% Complete

Replace end of Life Computers

Purchasing computers to replace end of life computers that pose a security risk. Implementation phase of the project. 98% Complete

VOIP Telephone System

Purchasing city wide enterprise VOIP telephone system to replace current end of life system to include PD. City departments 100% complete. PD scheduled for April

Disaster Recovery

Purchasing servers, storage and firewall to create disaster recovery site. Implementation phase of the project. Firewall Complete. Pending switches on back order. 85% Complete

Cyber Security

Purchasing process for 24X7 SOC monitoring service and patch management system. Implementation phase of the project. 98% Complete



Grants Activity Report- February 2023

Grant Name	Funding Agency	Department	Application Amount	Award Amount	Matching Amount	Due Date	Status
Humanities Collections and Reference Resources	NEH	Museum	\$ 56,384		None		Submitted-Tracking
Astroland Drainage Improvement Project	TXGLO	Executive	\$ 1,000,000		1%		Submitted-Tracking
Animal Welfare Organization	Petco Love	Health	\$ 35,000		None		Submitted-Tracking
FY22 FEMA Flood Mitigation Assistance (FMA)	TWDB	Executive	\$ 320,000		25%		Submitted-Tracking
FY22 Building Resilient Infrastructure and Communities (BRIC)	TDEM	Executive	\$ 415,000		25%		Submitted-Tracking
Firehouse Sub	Firehouse Subs Foundation	Fire	\$ 26,822.50		None		Submitted-Tracking
FY23 SHSP Regular	OOG	Fire	\$ 123,927.18		None		Submitted-Tracking
FY23 SHSP LETPA	OOG	Police	\$ 56,142.35		None		Submitted-Tracking
Crime Stoppers Assistance Fund	OOG	Police	\$ 5,199		None		Submitted-Tracking
FY22 AFG	DHS	Fire	\$ 172,873.50		10%		Submitted-Tracking
FY24 General Victim Assistance Grant Program	OOG	Police	\$ 50,000		None		Submitted-Tracking
FY24 Local Border Security Program	OOG	Police	\$ 190,000	3/17	None		In Progress



Grants Activity Report- February 2023

Grant Name	Funding Agency	Department	Application Amount	Award Amount	Matching Amount	Status
La Cuchilla Drainage Improvement Project	TXGLO	Executive	\$ 1,000,000	\$ 997,236.75	1%	Awarded
Trail Connectivity Project	VBLF	Park	\$ 500,000	\$ 500,000	None	Awarded
Southwest Border (SWB) Rural Law Enforcement Assistance Program	BJA	Police	\$ 93,000	\$ 93,000	None	Awarded
FY22 Justice and Mental Health Program	BJA	Police	\$ 388,001.38	\$ 229,962.91	(Year 1) 20%	Awarded/Active
Bullet-Resistant Shield Grant Program, FY2023	OOG	Police	\$ 77,644	\$ 73,761.80	None	Awarded/Active
Better Cities for Pets	Mars Petcare Program	Health	\$ 20,000	\$ 20,000	None	Awarded/Active
FY23 Criminal Justice Program	OOG	Police	\$ 30,000	\$ 30,000	None	Awarded/Active
Lions Park Development	AEP	Parks	\$ 30,000	\$ 30,000	None	Awarded/Active
2022 SHSP	OOG	Police	\$ 35,480	\$ 13,060	None	Awarded/Active
FY23 Local Border Security	OOG	Police	\$ 190,000	\$ 190,000	None	Awarded/Active
FY221 Operation Stonegarden	OOG	Police	\$ 380,000	\$ 380,000	None	Awarded/Active
FY22-23 Solid Waste Grant	LRGVDC	Sanitation	\$ 25,000	\$ 25,000	10%	Awarded/Active
Mission SWAT Equipment	OOG	Police	\$ 26,474.32	\$ 19,592.33	None	Awarded/Active
COPS Accreditation Program	DOJ COPS	Police	\$	\$ 21,116.34	None	Awarded/Active
OVAG-Victim Services	OAG	Police	\$ 89,908	\$ 44,954(YR2)	None	Awarded/Active
All-Inclusive Lions Park	TPWD	Parks	\$ 1,500,000	\$ 750,000	\$750,000	Awarded/Active
Border Zone Fire Dept.	OOG	Fire	\$ 250,000	\$ 78,735.25	None	Awarded/Active
Animal Welfare Organization	Petco Love	Health	\$ 50,000	\$ 25,000	None	Closed
				Grand Total:	\$ 3,508,359.38	

MEMORANDUM

TO: MAYOR AND CITY COUNCIL
THROUGH: RANDY PEREZ, CITY MANAGER
FROM: JESSE LERMA, CIVIL SERVICE DIRECTOR
SUBJECT: CIVIL SERVICE REPORT, FEBRUARY 2023
DATE: MARCH 5, 2022

1. Civil Service Commission met and approved resources and schedule for a Deputy Chief position at the Mission Fire Department that was created with the removal of the Assistant Chief's position. Examination was approved for May 8, 2023
2. Mission Police Department promoted CPL Juan Delgado to SGT and PO Javier Garza was promoted to CPL with the retirement of SGT Gracie Guerrero.
3. Mission Fire Department is fully staffed.
4. Mission Police Department has five (5) openings and working on filling those positions.

Thank you!

MEMORANDUM

TO: MAYOR AND CITY COUNCIL
THROUGH: RANDY PEREZ, CITY MANAGER
FROM: JESSE LERMA, 311 COORDINATOR/CIVIL SERVICE DIRECTOR
SUBJECT: 311 REPORT, FEBRUARY 2023
DATE: MARCH 5, 2022



We began this project in April 2021 with staff. We opened up the program to the public on June 1, 2021. Since then we have been able to plenty of information that will help us improve our operations and service to the community.

We have a total of 98 submission for February of 2023 with a total of 2547 since we began. The system is fully functional and very user friendly. We are able to customize the system to meet the needs of our daily operations. Our staff has bought into the system and working on improvements every day. We are able to find problematic areas using the system and it allows for us to attend to the needs of those areas in a timely manner. We try to contact as many residents as possible and are getting feedback from them to improve the system.

Thank you!

Topic Counts of Opened Requests
For Date Period From 02/01/2023 Through 02/28/2023

Topic	Count
Health	
Animal Control	6
Mosquitoes	0
Total - Health	6
Parks & Rec	
Graffiti	0
Mowing	0
Parks	3
Restrooms	0
Right of way (mowing)	0
Trails	0
Total - Parks & Rec	3
Planning	
Construction Concerns	0
Dilapidated Home/Structure	0
Garage Sales	1
Health & Sanitation	0
Illegal Dumping	0
Junked Vehicle on private property	3
Sewer Concerns	3
Unsafe Building	0
Weedy Lot	3
Total - Planning	10
Police Department	
Illegal Parking	12
Total - Police Department	12
Public Works	
Flooded area/Roadway and streets	0
Foul smell	1
Junk Vehicle	3
Lift Station	0
Low Water Pressure	0
Obstruction-Trees/Branches	4
Pot Holes	31
Side Walk	2
Street Light	5
Streets/Signs	4
Traffic Signals	1
Water Leaks	1
Total - Public Works	52
Sanitation	
Brush	5
Bulky Items	0
Garbage	5
Total - Sanitation	10
Streets	
MOWING	4
Tres	1
Total - Streets	5
All Topics	
Total All Topics	98

Racial Profiling Report | Full

Agency Name: MISSION POLICE DEPT.
Reporting Date: 02/22/2023
TCOLE Agency Number: 215211

Chief Administrator: CESAR E. TORRES

Agency Contact Information:
Phone: (956) 584-5000
Email: chiefctorres@missionpolice.org

Mailing Address:
1200 E 8TH ST
MISSION, TX 78572-5811

This Agency filed a full report

MISSION POLICE DEPT. has adopted a detailed written policy on racial profiling. Our policy:

- 1) clearly defines acts constituting racial profiling;
- 2) strictly prohibits peace officers employed by the MISSION POLICE DEPT. from engaging in racial profiling;
- 3) implements a process by which an individual may file a complaint with the MISSION POLICE DEPT. if the individual believes that a peace officer employed by the MISSION POLICE DEPT. has engaged in racial profiling with respect to the individual;
- 4) provides public education relating to the agency's complaint process;
- 5) requires appropriate corrective action to be taken against a peace officer employed by the MISSION POLICE DEPT. who, after an investigation, is shown to have engaged in racial profiling in violation of the MISSION POLICE DEPT. policy;
- 6) requires collection of information relating to motor vehicle stops in which a warning or citation is issued and to arrests made as a result of those stops, including information relating to:
 - a. the race or ethnicity of the individual detained;
 - b. whether a search was conducted and, if so, whether the individual detained consented to the search;
 - c. whether the peace officer knew the race or ethnicity of the individual detained before detaining that individual;
 - d. whether the peace officer used physical force that resulted in bodily injury during the stop;
 - e. the location of the stop;
 - f. the reason for the stop.
- 7) requires the chief administrator of the agency, regardless of whether the administrator is elected, employed, or appointed, to submit an annual report of the information collected under Subdivision (6) to:
 - a. the Commission on Law Enforcement; and
 - b. the governing body of each county or municipality served by the agency, if the agency is an agency of a county, municipality, or other political subdivision of the state.

The MISSION POLICE DEPT. has satisfied the statutory data audit requirements as prescribed in Article 2.133(c), Code of Criminal Procedure during the reporting period.

Executed by: DAVID MEZA
Lieutenant

Date: 02/22/2023

Total stops: 10398

Street address or approximate location of the stop

City street	8688
US highway	491
County road	9
State highway	1172
Private property or other	38

Was race or ethnicity known prior to stop?

Yes	10310
No	88

Race / Ethnicity

Alaska Native / American Indian	12
Asian / Pacific Islander	14
Black	43
White	1406
Hispanic / Latino	8923

Gender

Female	4244
Alaska Native / American Indian	5
Asian / Pacific Islander	8
Black	9
White	550
Hispanic / Latino	3672
Male	6154
Alaska Native / American Indian	7
Asian / Pacific Islander	6
Black	34
White	856
Hispanic / Latino	5251

Reason for stop?

Violation of law	476
Alaska Native / American Indian	0
Asian / Pacific Islander	1
Black	2
White	48

Hispanic / Latino	425
Preexisting knowledge	333
Alaska Native / American Indian	1
Asian / Pacific Islander	1
Black	2
White	7
Hispanic / Latino	322
Moving traffic violation	8327
Alaska Native / American Indian	10
Asian / Pacific Islander	11
Black	37
White	1176
Hispanic / Latino	7089
Vehicle traffic violation	1262
Alaska Native / American Indian	1
Asian / Pacific Islander	1
Black	1
White	175
Hispanic / Latino	1084

Was a search conducted?

Yes	35
Alaska Native / American Indian	1
Asian / Pacific Islander	0
Black	0
White	6
Hispanic / Latino	28
No	10363
Alaska Native / American Indian	11
Asian / Pacific Islander	14
Black	43
White	1400
Hispanic / Latino	8895

Reason for Search?

Consent	19
Alaska Native / American Indian	1
Asian / Pacific Islander	0
Black	0
White	3

Hispanic / Latino	15
Contraband	1
Alaska Native / American Indian	0
Asian / Pacific Islander	0
Black	0
White	0
Hispanic / Latino	1
Probable	10
Alaska Native / American Indian	0
Asian / Pacific Islander	0
Black	0
White	3
Hispanic / Latino	7
Inventory	2
Alaska Native / American Indian	0
Asian / Pacific Islander	0
Black	0
White	0
Hispanic / Latino	2
Incident to arrest	3
Alaska Native / American Indian	0
Asian / Pacific Islander	0
Black	0
White	0
Hispanic / Latino	3

Was Contraband discovered?

Yes	14
Alaska Native / American Indian	0
Asian / Pacific Islander	0
Black	0
White	2
Hispanic / Latino	12
No	21
Alaska Native / American Indian	1
Asian / Pacific Islander	0
Black	0
White	4
Hispanic / Latino	16

Did the finding result in arrest?
(total should equal previous column)

Yes	0	No	0
Yes	0	No	0
Yes	0	No	0
Yes	1	No	1
Yes	9	No	3

Description of contraband

Drugs	10
Alaska Native / American Indian	0
Asian / Pacific Islander	0
Black	0
White	2
Hispanic / Latino	8
Weapons	0
Alaska Native / American Indian	0
Asian / Pacific Islander	0
Black	0
White	0
Hispanic / Latino	0
Currency	1
Alaska Native / American Indian	0
Asian / Pacific Islander	0
Black	0
White	0
Hispanic / Latino	1
Alcohol	1
Alaska Native / American Indian	0
Asian / Pacific Islander	0
Black	0
White	0
Hispanic / Latino	1
Stolen property	0
Alaska Native / American Indian	0
Asian / Pacific Islander	0
Black	0
White	0
Hispanic / Latino	0
Other	2
Alaska Native / American Indian	0
Asian / Pacific Islander	0
Black	0
White	0
Hispanic / Latino	2

Result of the stop

Verbal warning	4
-----------------------	----------

Alaska Native / American Indian	0
Asian / Pacific Islander	0
Black	0
White	0
Hispanic / Latino	0
Written warning	4761
Alaska Native / American Indian	4
Asian / Pacific Islander	6
Black	24
White	756
Hispanic / Latino	3971
Citation	5610
Alaska Native / American Indian	8
Asian / Pacific Islander	8
Black	18
White	649
Hispanic / Latino	4927
Written warning and arrest	4
Alaska Native / American Indian	0
Asian / Pacific Islander	0
Black	0
White	0
Hispanic / Latino	4
Citation and arrest	19
Alaska Native / American Indian	0
Asian / Pacific Islander	0
Black	0
White	1
Hispanic / Latino	18
Arrest	0
Alaska Native / American Indian	0
Asian / Pacific Islander	0
Black	0
White	0
Hispanic / Latino	0
Arrest based on	
Violation of Penal Code	4
Alaska Native / American Indian	0
Asian / Pacific Islander	0

Black	0
White	0
Hispanic / Latino	4
Violation of Traffic Law	3
Alaska Native / American Indian	0
Asian / Pacific Islander	0
Black	0
White	0
Hispanic / Latino	3
Violation of City Ordinance	0
Alaska Native / American Indian	0
Asian / Pacific Islander	0
Black	0
White	0
Hispanic / Latino	0
Outstanding Warrant	16
Alaska Native / American Indian	0
Asian / Pacific Islander	0
Black	0
White	1
Hispanic / Latino	15

Was physical force resulting in bodily injury used during stop?

Yes	2
Alaska Native / American Indian	0
Asian / Pacific Islander	0
Black	0
White	0
Hispanic / Latino	2
Resulting in Bodily Injury To:	
Suspect	0
Officer	0
Both	0
No	10396
Alaska Native / American Indian	12
Asian / Pacific Islander	14
Black	43
White	1406
Hispanic / Latino	8921

Number of complaints of racial profiling

Total	0
Resulted in disciplinary action	0
Did not result in disciplinary action	0

Comparative Analysis

Use TCOLE's auto generated analysis	<input checked="" type="checkbox"/>
Use Department's submitted analysis	<input type="checkbox"/>

Optional Narrative

N/A

Submitted electronically to the



The Texas Commission on Law Enforcement

Racial Profiling Analysis Report

MISSION POLICE DEPT.

01. Total Traffic Stops:	10398	
02. Location of Stop:		
a. City Street	8688	83.55%
b. US Highway	491	4.72%
c. County Road	9	0.09%
d. State Highway	1172	11.27%
e. Private Property or Other	38	0.37%
03. Was Race known prior to Stop:		
a. NO	88	0.85%
b. YES	10310	99.15%
04. Race or Ethnicity:		
a. Alaska/ Native American/ Indian	12	0.12%
b. Asian/ Pacific Islander	14	0.13%
c. Black	43	0.41%
d. White	1406	13.52%
e. Hispanic/ Latino	8923	85.81%
05. Gender:		
a. Female	4244	40.82%
i. Alaska/ Native American/ Indian	5	0.05%
ii. Asian/ Pacific Islander	8	0.08%
iii. Black	9	0.09%
iv. White	550	5.29%
v. Hispanic/ Latino	3672	35.31%
b. Male	6154	59.18%
i. Alaska/ Native American/ Indian	7	0.07%
ii. Asian/ Pacific Islander	6	0.06%
iii. Black	34	0.33%
iv. White	856	8.23%
v. Hispanic/ Latino	5251	50.50%
06. Reason for Stop:		
a. Violation of Law	476	4.58%
i. Alaska/ Native American/ Indian	0	0.00%
ii. Asian/ Pacific Islander	1	0.21%

Racial Profiling Analysis Report

iii. Black	2	0.42%
White	48	10.08%
v. Hispanic/ Latino	425	89.29%
b. Pre-Existing Knowledge	333	3.20%
i. Alaska/ Native American/ Indian	1	0.30%
ii. Asian/ Pacific Islander	1	0.30%
iii. Black	2	0.60%
iv. White	7	2.10%
v. Hispanic/ Latino	322	96.70%
c. Moving Traffic Violation	8327	80.08%
i. Alaska/ Native American/ Indian	10	0.12%
ii. Asian/ Pacific Islander	11	0.13%
iii. Black	37	0.44%
iv. White	1176	14.12%
v. Hispanic/ Latino	7089	85.13%
d. Vehicle Traffic Violation	1262	12.14%
i. Alaska/ Native American/ Indian	1	0.08%
Asian/ Pacific Islander	1	0.08%
iii. Black	1	0.08%
iv. White	175	13.87%
v. Hispanic/ Latino	1084	85.90%
07. Was a Search Conducted:		
a. NO	10363	99.66%
i. Alaska/ Native American/ Indian	11	0.11%
ii. Asian/ Pacific Islander	14	0.14%
iii. Black	43	0.41%
iv. White	1400	13.51%
v. Hispanic/ Latino	8895	85.83%
b. YES	35	0.34%
i. Alaska/ Native American/ Indian	1	2.86%
ii. Asian/ Pacific Islander	0	0.00%
iii. Black	0	0.00%
iv. White	6	17.14%
v. Hispanic/ Latino	28	80.00%
08. Reason for Search:		
a. Consent	19	0.18%

Racial Profiling Analysis Report

i. Alaska/ Native American/ Indian	1	5.26%
ii. Asian/ Pacific Islander	0	0.00%
iii. Black	0	0.00%
iv. White	3	15.79%
v. Hispanic/ Latino	15	78.95%
b. Contraband in Plain View	1	0.01%
i. Alaska/ Native American/ Indian	0	0.00%
ii. Asian/ Pacific Islander	0	0.00%
iii. Black	0	0.00%
iv. White	0	0.00%
v. Hispanic/ Latino	1	100.00%
c. Probable Cause	10	0.10%
ii. Alaska/ Native American/ Indian	0	0.00%
i. Asian/ Pacific Islander	0	0.00%
iii. Black	0	0.00%
iv. White	3	30.00%
v. Hispanic/ Latino	7	70.00%
d. Inventory	2	0.02%
i. Alaska/ Native American/ Indian	0	0.00%
ii. Asian/ Pacific Islander	0	0.00%
iii. Black	0	0.00%
iv. White	0	0.00%
v. Hispanic/ Latino	2	100.00%
e. Incident to Arrest	3	0.03%
i. Alaska/ Native American/ Indian	0	0.00%
ii. Asian/ Pacific Islander	0	0.00%
iii. Black	0	0.00%
iv. White	0	0.00%
v. Hispanic/ Latino	3	100.00%
09. Was Contraband Discovered:		
YES	14	0.13%
i. Alaska/ Native American/ Indian	0	0.00%
Finding resulted in arrest - YES	0	
Finding resulted in arrest - NO	0	
ii. Asian/ Pacific Islander	0	0.00%
Finding resulted in arrest - YES	0	
Finding resulted in arrest - NO	0	
iii. Black	0	0.00%

Racial Profiling Analysis Report

Finding resulted in arrest - YES	0	
Finding resulted in arrest - NO	0	
iv. White	2	14.29%
Finding resulted in arrest - YES	1	
Finding resulted in arrest - NO	1	
v. Hispanic/ Latino	12	85.71%
Finding resulted in arrest - YES	9	
Finding resulted in arrest - NO	3	
b. NO	21	0.20%
i. Alaska/ Native American/ Indian	1	4.76%
ii. Asian/ Pacific Islander	0	0.00%
iii. Black	0	0.00%
iv. White	4	19.05%
v. Hispanic/ Latino	16	76.19%
10. Description of Contraband:		
a. Drugs	10	0.10%
i. Alaska/ Native American/ Indian	0	0.00%
ii. Asian/ Pacific Islander	0	0.00%
iii. Black	0	0.00%
iv. White	2	20.00%
v. Hispanic/ Latino	8	80.00%
b. Currency	1	0.01%
i. Alaska/ Native American/ Indian	0	0.00%
ii. Asian/ Pacific Islander	0	0.00%
iii. Black	0	0.00%
iv. White	0	0.00%
v. Hispanic/ Latino	1	100.00%
c. Weapons	0	0.00%
i. Alaska/ Native American/ Indian	0	
ii. Asian/ Pacific Islander	0	
iii. Black	0	
iv. White	0	
v. Hispanic/ Latino	0	
d. Alcohol	1	0.01%
i. Alaska/ Native American/ Indian	0	0.00%
ii. Asian/ Pacific Islander	0	0.00%
iii. Black	0	0.00%
iv. White	0	0.00%

Racial Profiling Analysis Report

v. Hispanic/ Latino	1	100.00%
olen Property	0	0.00%
i. Alaska/ Native American/ Indian	0	
ii. Asian/ Pacific Islander	0	
iii. Black	0	
iv. White	0	
v. Hispanic/ Latino	0	
f. Other	2	0.02%
i. Alaska/ Native American/ Indian	0	0.00%
i. Asian/ Pacific Islander	0	0.00%
iii. Black	0	0.00%
iv. White	0	0.00%
v. Hispanic/ Latino	2	100.00%
11. Result of Stop:		
a. Verbal Warning	4	0.04%
i. Alaska/ Native American/ Indian	0	0.00%
ii. Asian/ Pacific Islander	0	0.00%
iii. Black	0	0.00%
White	0	0.00%
v. Hispanic/ Latino	0	0.00%
b. Written Warning	4761	45.79%
i. Alaska/ Native American/ Indian	4	0.08%
ii. Asian/ Pacific Islander	6	0.13%
iii. Black	24	0.50%
iv. White	756	15.88%
v. Hispanic/ Latino	3971	83.41%
c. Citation	5610	53.95%
i. Alaska/ Native American/ Indian	8	0.14%
ii. Asian/ Pacific Islander	8	0.14%
iii. Black	18	0.32%
iv. White	649	11.57%
v. Hispanic/ Latino	4927	87.83%
d. Written Warning and Arrest	4	0.04%
i. Alaska/ Native American/ Indian	0	0.00%
ii. Asian/ Pacific Islander	0	0.00%
iii. Black	0	0.00%
iv. White	0	0.00%
v. Hispanic/ Latino	4	100.00%

Racial Profiling Analysis Report

e. Citation and Arrest	19	0.18%
i. Alaska/ Native American/ Indian	0	0.00%
ii. Asian/ Pacific Islander	0	0.00%
iii. Black	0	0.00%
iv. White	1	5.26%
v. Hispanic/ Latino	18	94.74%
f. Arrest	0	0.00%
i. Alaska/ Native American/ Indian	0	
ii. Asian/ Pacific Islander	0	
iii. Black	0	
iv. White	0	
v. Hispanic/ Latino	0	
12. Arrest Based On:		
a. Violation of Penal Code	4	0.04%
i. Alaska/ Native American/ Indian	0	0.00%
ii. Asian/ Pacific Islander	0	0.00%
iii. Black	0	0.00%
iv. White	0	0.00%
v. Hispanic/ Latino	4	100.00%
b. Violation of Traffic Law	3	0.03%
i. Alaska/ Native American/ Indian	0	0.00%
ii. Asian/ Pacific Islander	0	0.00%
iii. Black	0	0.00%
iv. White	0	0.00%
v. Hispanic/ Latino	3	100.00%
c. Violation of City Ordinance	0	0.00%
i. Alaska/ Native American/ Indian	0	
ii. Asian/ Pacific Islander	0	
iii. Black	0	
iv. White	0	
v. Hispanic/ Latino	0	
d. Outstanding Warrant	16	0.15%
i. Alaska/ Native American/ Indian	0	0.00%
ii. Asian/ Pacific Islander	0	0.00%
iii. Black	0	0.00%
iv. White	1	6.25%
v. Hispanic/ Latino	15	93.75%

Racial Profiling Analysis Report

13. Was Physical Force Used:

()	10396	99.98%
i. Alaska/ Native American/ Indian	12	0.12%
ii. Asian/ Pacific Islander	14	0.13%
iii. Black	43	0.41%
iv. White	1406	13.52%
v. Hispanic/ Latino	8921	85.81%
b. YES	2	0.02%
i. Alaska/ Native American/ Indian	0	0.00%
ii. Asian/ Pacific Islander	0	0.00%
iii. Black	0	0.00%
iv. White	0	0.00%
v. Hispanic/ Latino	2	100.00%
b 1. YES: Physical Force Resulting in Bodily Injury to Suspect	0	0.00%
b 2. YES: Physical Force Resulting in Bodily Injury to Officer	0	0.00%
b 3. YES: Physical Force Resulting in Bodily Injury to Both	0	0.00%

14. Total Number of Racial Profiling Complaints Received: 0

REPORT DATE COMPILED 02/22/2023