

MISSION FIRE DEPARTMENT

MONTHLY REPORTS

FEBRUARY 2023



“Dedicated to the Community we Protect... and Serve”

Mission Fire Department

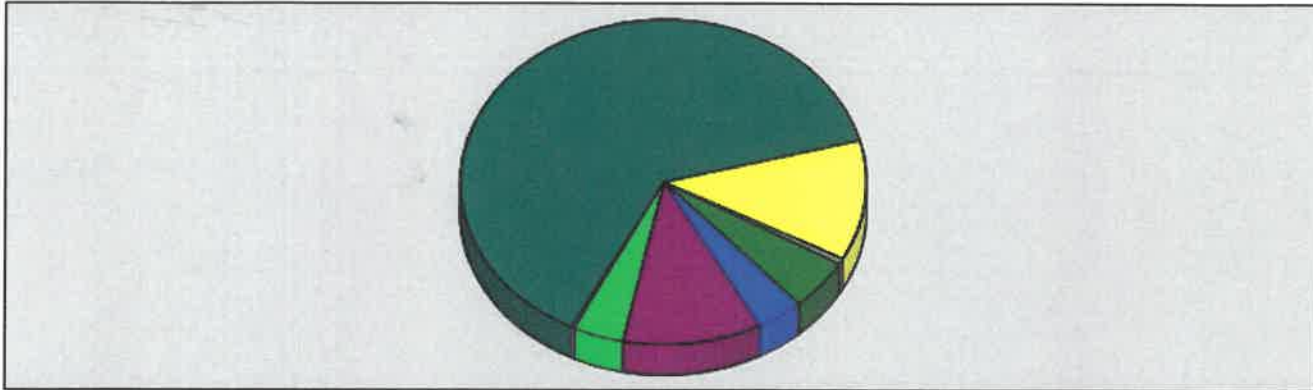
Mission, TX

Report was generated on 3/21/2023 2:41:37 PM



Major Incident Types by Month for Date Range

Start Date: 02/01/2023 | End Date: 02/28/2023



False Alarm & False Call	Hazardous Condition (No Fire)	Service Call
Fire	Overpressure Rupture, Explosion, Overheat(no fire)	Special Incident Type
Good Intent Call	Rescue & Emergency Medical	
	Service Incident	

INCIDENT TYPE	FEB	TOTAL
False Alarm & False Call	18	18
Fire	13	13
Good Intent Call	39	39
Hazardous Condition (No Fire)	14	14
Overpressure Rupture, Explosion, Overheat(no fire)	1	1
Rescue & Emergency Medical	223	223
Service Call	42	42
Special Incident Type	2	2
Total	352	352

Mission Fire Department

Mission, TX

This report was generated on 3/24/2023 10:33:33 AM



Incident Type Count per Station for Date Range

Start Date: 02/01/2023 | End Date: 02/28/2023

INCIDENT TYPE	# INCIDENTS
Station: 1 - CENTRAL	
111 - Building fire	1
118 - Trash or rubbish fire, contained	1
143 - Grass fire	1
154 - Dumpster or other outside trash receptacle fire	1
300 - Rescue, EMS incident, other	1
311 - Medical assist, assist EMS crew	5
320 - Emergency medical service, other	8
321 - EMS call, excluding vehicle accident with injury	54
322 - Motor vehicle accident with injuries	3
324 - Motor vehicle accident with no injuries.	2
331 - Lock-in (if lock out , use 511)	2
412 - Gas leak (natural gas or LPG)	4
440 - Electrical wiring/equipment problem, other	1
500 - Service Call, other	1
510 - Person in distress, other	1
550 - Public service assistance, other	2
551 - Assist police or other governmental agency	2
554 - Assist invalid	8
600 - Good intent call, other	1
611 - Dispatched & cancelled en route	7
622 - No incident found on arrival at dispatch address	3
631 - Authorized controlled burning	1
651 - Smoke scare, odor of smoke	1
700 - False alarm or false call, other	2
735 - Alarm system sounded due to malfunction	1
745 - Alarm system activation, no fire - unintentional	1
900 - Special type of incident, other	1
# Incidents for 1 - Central:	116

Station: 2 - STATION 2	
111 - Building fire	1
118 - Trash or rubbish fire, contained	1
142 - Brush or brush-and-grass mixture fire	1
143 - Grass fire	2
311 - Medical assist, assist EMS crew	3
320 - Emergency medical service, other	1

Only REVIEWED incidents included.



INCIDENT TYPE	# INCIDENTS
321 - EMS call, excluding vehicle accident with injury	48
322 - Motor vehicle accident with injuries	6
324 - Motor vehicle accident with no injuries.	3
511 - Lock-out	2
531 - Smoke or odor removal	1
550 - Public service assistance, other	1
551 - Assist police or other governmental agency	1
553 - Public service	3
554 - Assist invalid	5
611 - Dispatched & cancelled en route	4
622 - No incident found on arrival at dispatch address	2
651 - Smoke scare, odor of smoke	1
743 - Smoke detector activation, no fire - unintentional	1
900 - Special type of incident, other	1
# Incidents for 2 - Station 2:	88

Station: 3 - STATION 3	
151 - Outside rubbish, trash or waste fire	1
311 - Medical assist, assist EMS crew	2
320 - Emergency medical service, other	9
321 - EMS call, excluding vehicle accident with injury	22
322 - Motor vehicle accident with injuries	1
323 - Motor vehicle/pedestrian accident (MV Ped)	1
324 - Motor vehicle accident with no injuries.	2
400 - Hazardous condition, other	1
412 - Gas leak (natural gas or LPG)	1
413 - Oil or other combustible liquid spill	1
444 - Power line down	1
510 - Person in distress, other	1
551 - Assist police or other governmental agency	1
554 - Assist invalid	7
611 - Dispatched & cancelled en route	4
621 - Wrong location	1
622 - No incident found on arrival at dispatch address	3
651 - Smoke scare, odor of smoke	2
735 - Alarm system sounded due to malfunction	2
743 - Smoke detector activation, no fire - unintentional	1
745 - Alarm system activation, no fire - unintentional	1
# Incidents for 3 - Station 3:	65

Station: 4 - STATION 4	
111 - Building fire	2
150 - Outside rubbish fire, other	1
251 - Excessive heat, scorch burns with no ignition	1

REVIEWED incidents included.

INCIDENT TYPE	# INCIDENTS
311 - Medical assist, assist EMS crew	3
321 - EMS call, excluding vehicle accident with injury	28
322 - Motor vehicle accident with injuries	3
323 - Motor vehicle/pedestrian accident (MV Ped)	1
411 - Gasoline or other flammable liquid spill	2
551 - Assist police or other governmental agency	2
554 - Assist invalid	2
561 - Unauthorized burning	1
611 - Dispatched & cancelled en route	2
622 - No incident found on arrival at dispatch address	2
661 - EMS call, party transported by non-fire agency	1
671 - HazMat release investigation w/no HazMat	1
730 - System malfunction, other	1
735 - Alarm system sounded due to malfunction	1
743 - Smoke detector activation, no fire - unintentional	2
# Incidents for 4 - Station 4:	56

Station: 5 - STATION 5	
311 - Medical assist, assist EMS crew	1
321 - EMS call, excluding vehicle accident with injury	12
322 - Motor vehicle accident with injuries	2
412 - Gas leak (natural gas or LPG)	2
444 - Power line down	1
540 - Animal problem, other	1
611 - Dispatched & cancelled en route	1
622 - No incident found on arrival at dispatch address	2
700 - False alarm or false call, other	1
743 - Smoke detector activation, no fire - unintentional	3
745 - Alarm system activation, no fire - unintentional	1
# Incidents for 5 - Station 5:	27

Only REVIEWED incidents included.



Mission Fire Department

Mission, TX

This report was generated on 3/24/2023 10:34:25 AM



Ident Count per Primary Action Taken for Date Range

Start Date: 02/01/2023 | End Date: 02/28/2023

ACTION TAKEN	# INCIDENTS	PERCENTAGE
00 - Action taken, other	3	0.85%
10 - Fire control or extinguishment, other	5	1.42%
11 - Extinguishment by fire service personnel	2	0.57%
12 - Salvage & overhaul	1	0.28%
22 - Rescue, remove from harm	1	0.28%
23 - Extricate, disentangle	1	0.28%
24 - Recover body	1	0.28%
30 - Emergency medical services, other	12	3.41%
31 - Provide first aid & check for injuries	125	35.51%
32 - Provide basic life support (BLS)	22	6.25%
42 - HazMat detection, monitoring, sampling, & analysis	1	0.28%
44 - Hazardous materials leak control & containment	1	0.28%
47 - Decontaminate occupancy or area	1	0.28%
50 - Fires, rescues & hazardous conditions, other	1	0.28%
52 - Forcible entry	2	0.57%
55 - Establish safe area	4	1.14%
64 - Shut down system	1	0.28%
70 - Assistance, other	14	3.98%
71 - Assist physically disabled	21	5.97%
73 - Provide manpower	9	2.56%
76 - Provide water	2	0.57%
80 - Information, investigation & enforcement, other	18	5.11%
81 - Incident command	32	9.09%
84 - Refer to proper authority	1	0.28%
86 - Investigate	50	14.20%
87 - Investigate fire out on arrival	1	0.28%
92 - Standby	2	0.57%
93 - Cancelled en route	18	5.11%
TOTAL:	352	

Calculates the number of incidents for the PRIMARY ACTION TAKEN valued provided on Basic Info 5 of an incident. For summation of ALL ACTIONS TAKEN, click SEARCH from the main Reports module page, and enter DocID 668. Only REVIEWED incidents included.



Mission Fire Department

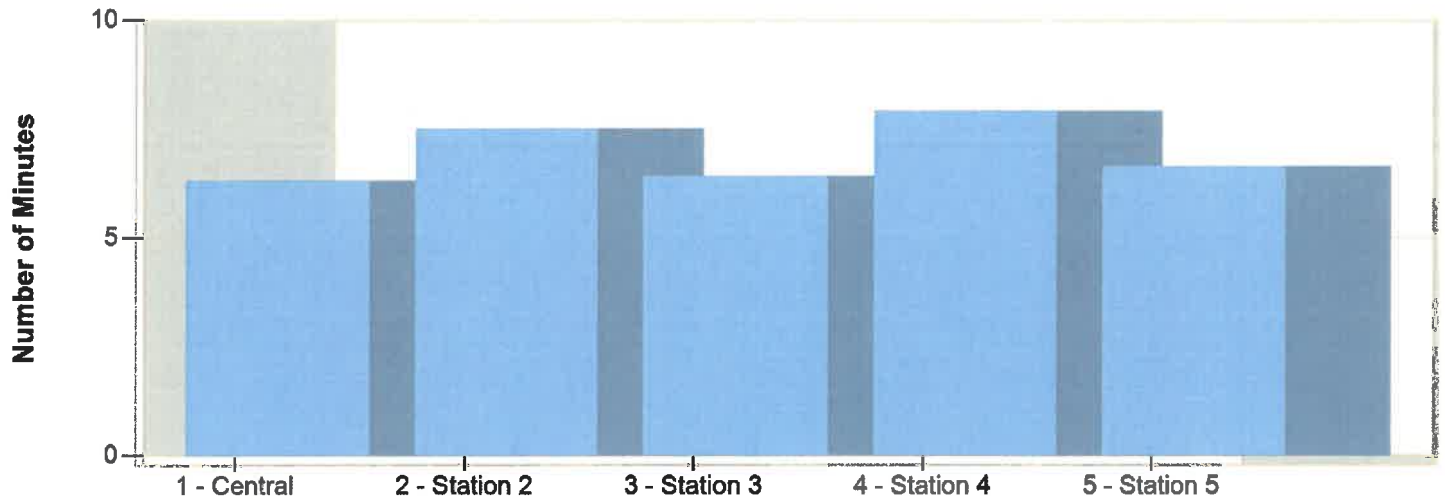
Mission, TX

This report was generated on 3/24/2023 10:35:00 AM



Average Response Time per Station for Date Range

Start Date: 02/01/2023 | End Date: 02/28/2023



STATION	AVERAGE RESPONSE MM:SS (Dispatch to Arrived)
1 - Central	6:19
2 - Station 2	7:31
3 - Station 3	6:25
4 - Station 4	7:55
5 - Station 5	6:39

AVERAGE RESPONSE TIME calculated from the average time difference between DISPATCH and ARRIVED times on Basic Info 4. Only REVIEWED incidents included.





Mission Fire Department

Training Division

Monthly Report for February 2023

To: Interim Chief Douglas Williams

From: Captain, Richard A. Cruz

Re: Training Division Report for February 2023

The training topics for the month were Chest Pain: Recognition and Treatment for the BLS Provider for the EMS portion, and Ground Ladders for the Fire portion. Each topic counts for 2 hours of continuing education hours for the yearly total. The trainings were posted on our new online Training software and each personnel completed the trainings on their assigned shift days.

EMS training has been our top priority this month. We have been training around the clock to keep our skills sharp. We have been utilizing our newly purchased training equipment to be able to perform hands-on skills and train. The Training Division has also been ordering new medical supplies and training equipment for our new EMS program. As the supplies and equipment have been coming in, we are organizing them for future usage.

This month, three of our staff members who are already Emergency Medical Technicians at the Basic level, started a six-month Paramedic course that is being held in Mercedes, TX. These students will be attending class 8 to 12 hours each day, Monday through Friday each week for the duration of the program. The course includes classroom instruction, hands-on skills, hospital rotations, and ambulance ride-outs. When students complete the course in July of this year, they will be eligible to test out with the National Registry of EMTs and be certified as Paramedics. In turn, they will be able to fill in the role of "lead" medic on our ambulance unit. This is to maintain the level of Mobile Intensive Care Unit status and provide the best care possible to the citizens of Mission.

We did have several EMS in-service classes as well. A crew from Air Methods came in and gave our Paramedics, EMT's and all shift personnel a course on Pediatric Environmental Emergencies. The Course included classroom instruction with several hands-on scenarios.

As we continue to expand our EMS services in the city, our relationships with our local area hospitals is expanding as well. South Texas Health Systems – Mission hosted our crews at the beginning of the month for a special meet and greet with their staff. While on location, our staff and EMS crews were able to tour the facility and get familiar with the building layout and the services they provide to patients.

This month the Training Division hosted a CPR/AED Course for our all Directors for the City of Mission. At the end of the course, each Director was able to perform CPR and show proficiency in the use of an AED in the event of a sudden cardiac arrest.

"Train Like Your Life Depends on it...Because It Does!"

We hosted several courses for the Regional Fire Academy. Some of the courses instructed were, Search & Rescue, Firefighter Survival, Flood Awareness, Rappelling. We also assisted in the Live Fire training evolutions that were held at the Edinburg Training Field.

At the end of the month, US Fish & Wildlife assisted the Training Division in administering a "Pack Test" for our personnel who are certified in wildland firefighting operations. This test consists on a 3 mile walk with a 45 lb. weighted vest. The course has to be completed in under 45 minutes in order to be successful. 10 personnel attempted the exam, and all 10 passed. With this, the crews meet requirements from TIFMAS in order to be deployable for firefighting assistance throughout the state of Texas.

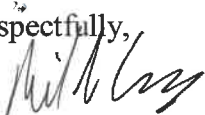
A few of our staff members that are part of the Emergency Operations Center for the city attended several training opportunities. This included personnel from the fire department and other city departments as well. Trainings like these help improve our abilities to assist in the event that the EOC is activated.

Crews at their respective stations also have been doing in-service training as single-engine companies. Training has included: SCBA's, search and rescue, rescue equipment familiarization, ropes and knots, pumping fire apparatus, hose practices, ladders, and other topics.

Training Hours Total for February 2023:

Fire: 240 hours
Classroom/Online: 63 hours
Hands-On/Skills: 120 hours *Drone: 57 hours*
EMS: 439 hours
Special Ops: 0 hours
Haz-Mat: 0 hours

Respectfully,



Richard A. Cruz
Captain - Training Division

"Train Like Your Life Depends on it...Because It Does!"

MISSION FIRE DEPARTMENT

Emergency Ambulance Response Report

FEBRUARY 2023



“Dedicated to the Community we Protect... and Serve”

Custom ▾ Feb 1, 2023 - Feb 28, 2023 ▾

Counts	% Rows	% Columns	% All											
Week Ending	2/5/23	2/12/23	2/19/23	2/26/23	3/5/23	3/12/23	3/19/23	3/26/23	4/2/23	4/9/23	4/16/23	4/23/23	4/30/23	Total
Abdominal Pain	1	4	2	2										9
Acute Respiratory Distress (Dyspnea)		2	1	3										6
Altered Mental Status		1		2	1									4
Anxiety reaction/Emot. upset		4												4
Back Pain	3	1	2	1										7
Cardiac arrhythmia/dy..	1		2											3
Chest Pain / Discomfort	2	4	2	2	1									11
Chest Pain, Other (Non-Cardiac)			1											1
Common Cold				1										1
Convulsions			1	1										2
Diabetic Hyperglycemia			1											1
Diabetic Hypoglycemia		1		1										2
Dizziness			1	1										2
Esophageal obstruction		1												1
Extremity Pain			2											2
Fever				1										1
Foreign Body in Nostril				1										1
Gastrointestin.. hemorrhage	1	1		1										3
Generalized Weakness		3	4	2										9
Headache	1			1										2
Hypertension	1													1
Injury	4	3	10	3	2									22
Multiple injuries	1	1		1										3
Nausea				1										1
No Complaints or Injury/Illness Noted	1	2	1	1										5

Week Ending	2/5/23	2/12/23	2/19/23	2/26/23	3/5/23	3/12/23	3/19/23	3/26/23	4/2/23	4/9/23	4/16/23	4/23/23	4/30/23	Total
Obvious Death	1			1	1									3
Overdose - Unspecified			1											1
Palpitations					1									1
Poisoning / Drug Ingestion					1									1
Pregnancy related conditions			1											1
Respiratory disorder	1	1												2
Seizures with status epilepticus		1	1		1									3
Sepsis/Septice..		1		2										3
Stroke		1												1
Suicide attempt		1												1
Syncope / Fainting		2	3	1										6
Urinary system disorder			1	1										2
Total	18	35	37	31	8									129



Previous Month ▾ Feb 1, 2023 - Feb 28, 2023 ▾

07:01

MM:SS
Average Response Time

10:00

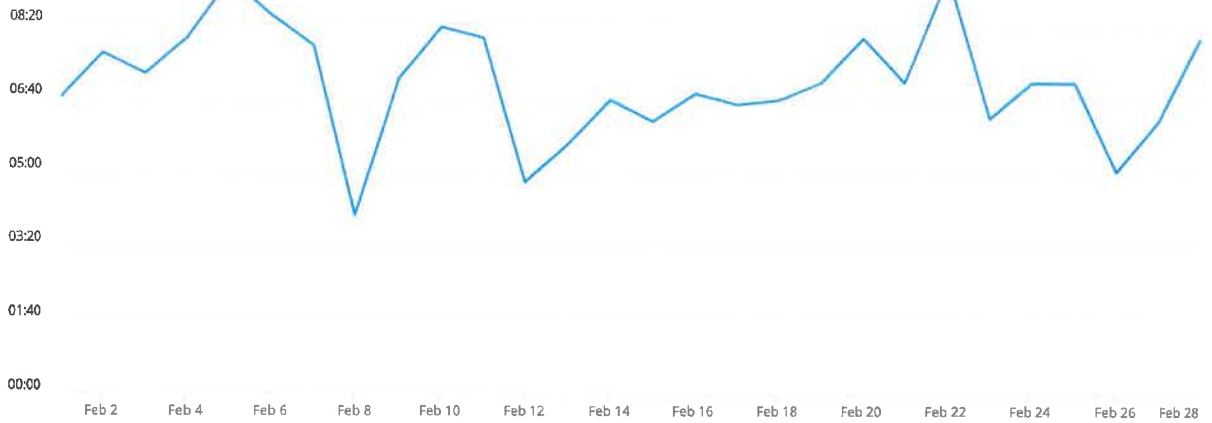
MM:SS
90th Percentile Response Time

28

DAYS
In Selected Time Slice

129

UNIT RESPONSES
In Selected Time Slice



Week Ending	2/5/23	2/12/23	2/19/23	2/26/23	3/5/23	3/12/23	3/19/23	3/26/23	4/2/23	4/9/23	4/16/23	4/23/23	4/30/23	Total
00:00 - 04:59	1	5	10	6	3									25
05:00 - 07:59	9	15	15	14	2									55
08:00 - 08:59	1	5	3	2										11
09:00 - 09:59	2	5	6	2	2									17
10:00 - 11:59	3	4	3	3	1									14
12:00 - 14:59	2			3										5
15:00 - 16:59				1										1
17:00 - 17:59		1												1
18:00 - 19:59														
20:00 - 29:59														
30:00 - 59:59														
Total	18	35	37	31	8									129

Exceptions 2



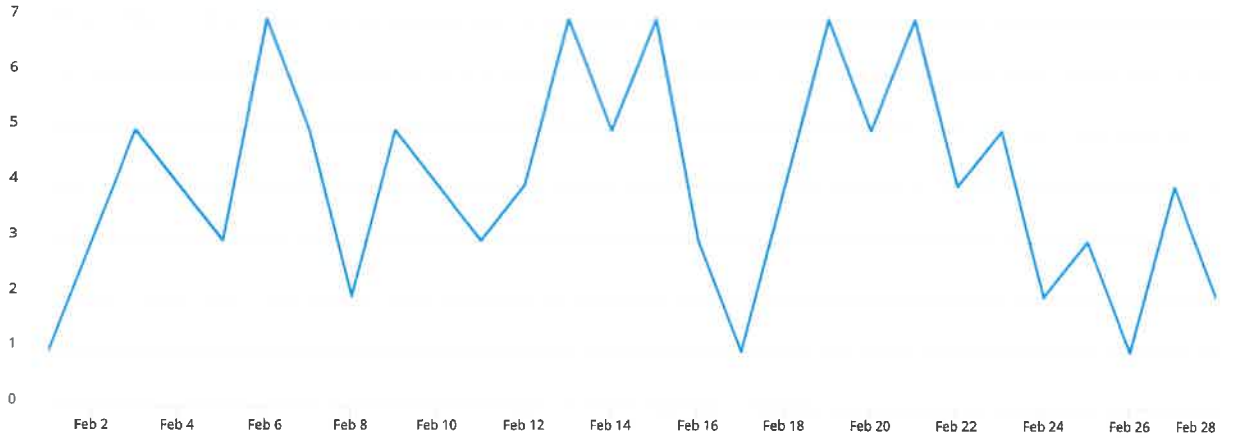
Previous Month ▾ Feb 1, 2023 - Feb 28, 2023 ▾

113

RECORDS
In Selected Time Slice

28

DAYS
In Selected Time Slice



Week Ending	2/5/23	2/12/23	2/19/23	2/26/23	3/5/23	3/12/23	3/19/23	3/26/23	4/2/23	4/9/23	4/16/23	4/23/23	4/30/23	Total
DHR Health	3	2	7	7										19
Mission Regional Medical Center	5	13	15	12	3									48
Rio Grande Regional ER 24/7 McAllen		1	1	1										3
Rio Grande Regional Hospital	2	1	3		2									8
South Texas Health System Children's		1												1
South Texas Health System ER - Mission		2	1											3
South Texas Health System Edinburg			1											1
South Texas Health System Heart	1	1	1	1										4
South Texas Health System McAllen Hospital	5	9	5	6	1									26
Total	16	30	34	27	6									113

Previous Month ▾ Feb 1, 2023 - Feb 28, 2023 ▾

85%

TRANSPORTS
Percentage of Patient Encounters

8%

NON TRANSPORTS
Percentage of Patient Encounters

8%

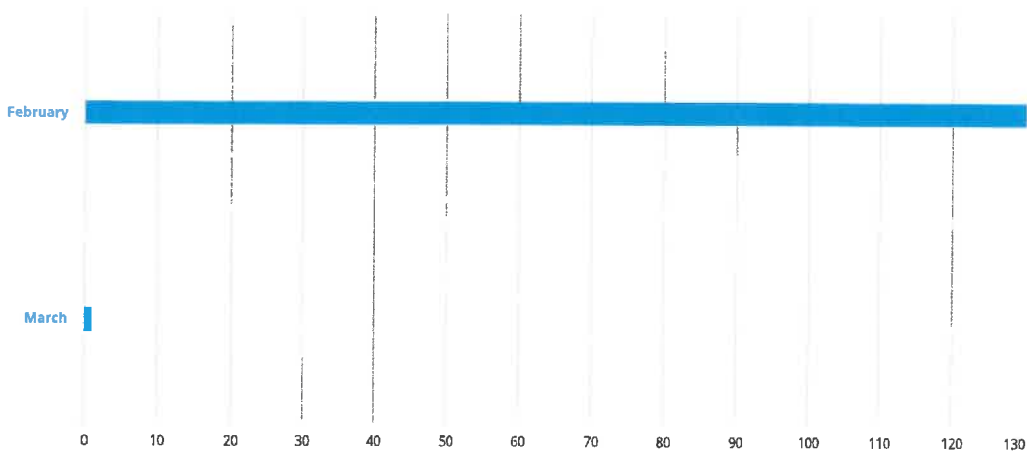
OTHER DISPOSITIONS
Percentage of Patient Encounters

131

RECORDS
In Selected Time Slice

28

DAYS
In Selected Time Slice



Counts % Rows % Columns % All

Week Ending	2/5/23	2/12/23	2/19/23	2/26/23	3/5/23	3/12/23	3/19/23	3/26/23	4/2/23	4/9/23	4/16/23	4/23/23	4/30/23	Total
February	18	36	38	31	7									130
March					1									1
Total	18	36	38	31	8									131



**216 City of Mission
Executive Summary - 10/01/22 to 02/28/23**

	Oct-22	Nov-22	Dec-22	Jan-23	Feb-23	Totals
Gross Charges	\$51,680.01	\$81,700.00	\$142,000.00	\$170,920.00	\$120,770.00	\$567,070.01
Cash Collections	(\$17,877.22)	(\$7,893.65)	(\$17,522.13)	(\$11,501.85)	(\$30,909.26)	(\$85,704.11)
Gross Charge/Txp	\$1,435.56	\$1,361.67	\$1,405.94	\$1,400.98	\$1,404.30	\$1,400.17
Cash/Txp (CPT)	\$496.59	\$131.56	\$173.49	\$94.28	\$359.41	\$211.62
Payer Mix						
Medicare	44.4%	56.7%	44.6%	42.6%	18.6%	40.2%
Medicaid	25.0%	10.0%	19.8%	23.0%	16.3%	19.0%
Insurance	13.9%	13.3%	13.9%	13.9%	5.8%	12.1%
Private Pay	13.9%	18.3%	21.8%	13.9%	7.0%	15.1%
Level of Service						
ALS - Advanced Life Support A0427	91.67%	63.33%	78.22%	79.51%	84.88%	79.01%
ALS-2 Emergency A0433	0.00	5.00%	1.98%	4.10%	1.16%	2.72%
BLS - Basic Life Support A0429	8.33%	31.67%	19.80%	16.39%	13.95%	18.27%
Level of Service Volume						
Total	36	60	101	122	86	405
ALS - Advanced Life Support A0427	33	38	79	97	73	320
ALS-2 Emergency A0433	0	3	2	5	1	11
BLS - Basic Life Support A0429	3	19	20	20	12	74
Ground Mileage A0425	259	328	654	711	463	2,415

Transaction Date	GreaterThanOrEqualTo	2/1/2023
Transaction Date	LessThanOrEqualTo	2/28/2023
Company Code	Equal	216 City of Mission

216 City of Mission	AR Previous Balance:	\$414,806.31
---------------------	-----------------------------	---------------------

Charges in Period	\$117,200.00
Credits	(\$91,988.52)
Charge Adjustments	\$3,570.00
Total AR Change for	\$28,781.48

Charges in Period	\$117,200.00
Credits	(\$91,988.52)
Charge Adjustments	\$3,570.00
Accounts Receivable Change	\$28,781.48

Total Balance Forward:	\$443,587.79
-------------------------------	---------------------



Information Technology

Departmental Report March 2023

Information Technology Department Overview

In partnership with other City of Mission departments, Information Technology's focus is to maintain core technologies; plan for technology evolution; promote centralized data storage and reporting; consolidate business operations on standardized applications; provide effective communication tools; and enhance local area network (LAN) and mobile connectivity in the most efficient, team oriented, and fiscally responsible manner so that City of Mission residents, businesses and visitors receive the best service possible.

Patrol Unit Modems

Replace end of life modems on all patrol units. 90% Complete

Patrol Unit Dash Cams

Replace end of life dash cam systems on patrol units. 20% Complete

Patch Management and Remote Assistance

Purchased patch management software and remote assistance. Implementation Phase. 90 % Complete

PD and Fire Security and Surveillance Cameras

Replace end of life security cameras and server at PD and Fire. 50% Complete

New Public Safety Building

Install door access control, security cameras, wireless access points, data cables, phones, and multimedia. 0% Complete

PD Network

Configure network to make it more efficient and secure. Implementation phase of the project. 98% Complete

Replace end of Life Computers

Purchasing computers to replace end of life computers that pose a security risk. Implementation phase of the project. 98% Complete

VOIP Telephone System

Purchasing city wide enterprise VOIP telephone system to replace current end of life system to include PD. City departments 100% complete. PD scheduled for April

Disaster Recovery

Purchasing servers, storage and firewall to create disaster recovery site. Implementation phase of the project. Firewall Complete. Pending switches on back order. 95% Complete

Cyber Security

Purchasing process for 24X7 SOC monitoring service and patch management system. Implementation phase of the project. 98% Complete

MEMORANDUM

TO: MAYOR AND CITY COUNCIL
THROUGH: RANDY PEREZ, CITY MANAGER
FROM: JESSE LERMA, CIVIL SERVICE DIRECTOR
SUBJECT: CIVIL SERVICE REPORT, MARCH 2023
DATE: APRIL 3, 2022



1. Civil Service Commission met and approved resources and schedule for a LT's position for the Mission Police Department that was created with the retirement of LT Zuniga. Examination was approved for June 8, 2023
2. Mission Police Department has five (5) openings and working on filling those positions.
3. Mission Fire Department is fully staffed, pending DC's promotional examination set for May 28, 2023.

Thank you!

MEMORANDUM

TO: MAYOR AND CITY COUNCIL
THROUGH: RANDY PEREZ, CITY MANAGER
FROM: JESSE LERMA, 311 COORDINATOR/CIVIL SERVICE DIRECTOR
SUBJECT: 311 REPORT, MARCH 2023
DATE: APRIL 3, 2022



We have a total of 106 submission for February of 2023 with a total of 2653 since we began. The system is fully functional and very user friendly. We are able to customize the system to meet the needs of our daily operations. Our staff has bought into the system and working on improvements every day. We are able to find problematic areas using the system and it allows for us to attend to the needs of those areas in a timely manner. We try to contact as many residents as possible and are getting feedback from them to improve the system.

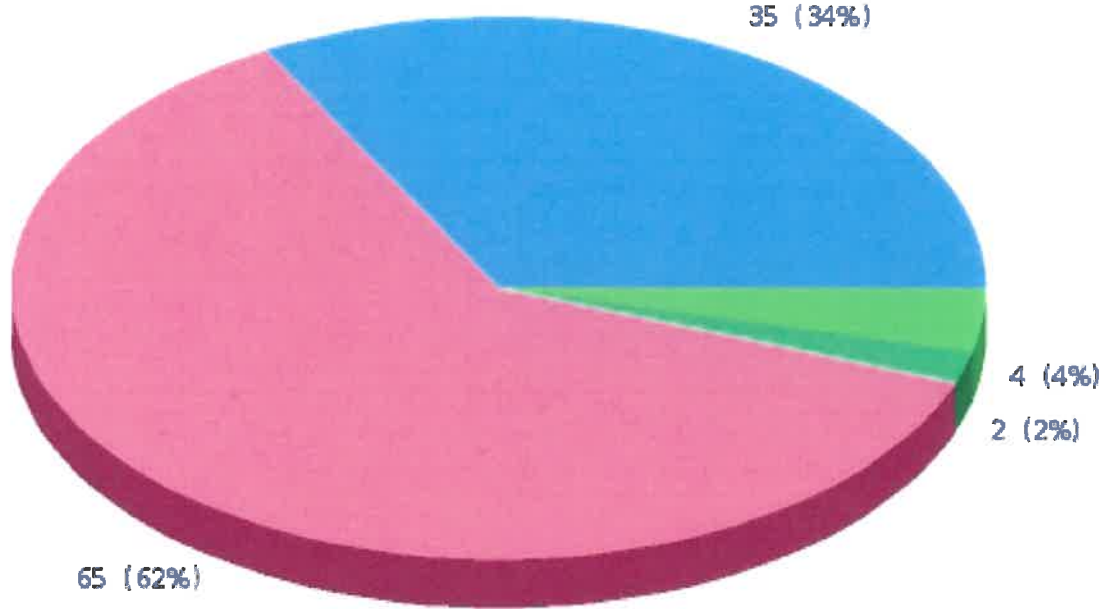
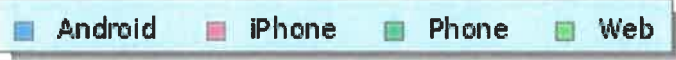
Thank you!

Topic Counts of Opened Requests
For Date Period From 03/01/2023 Through 03/31/2023

Topic	Count
Health	
Animal Control	13
Mosquitoes	2
Total - Health	15
Parks & Rec	
Graffiti	2
Mowing	0
Parks	3
Restrooms	0
Right of way (mowing)	0
Trails	0
Total - Parks & Rec	5
Planning	
Construction Concerns	1
Dilapidated Home/Structure	1
Garage Sales	0
Health & Sanitation	1
Illegal Dumping	5
Junked Vehicle on private property	0
Sewer Concerns	2
Unsafe Building	4
Weedy Lot	2
Total - Planning	16
Police Department	
Illegal Parking	19
Total - Police Department	19
Public Works	
Flooded area/Roadway and streets	6
Foul smell	0
Junk Vehicle	5
Lift Station	0
Low Water Pressure	1
Obstruction-Trees/Branches	5
Pot Holes	13
Side Walk	2
Street Light	3
Streets/Signs	2
Traffic Signals	0
Water Leaks	2
Total - Public Works	39
Sanitation	
Brush	4
Bulky Items	0
Garbage	3
Trash	1
Total - Sanitation	8
Streets	
MOWING	3
Tires	1
Total - Streets	4
All Topics	
Total All Topics	106

How Requests Are Reported

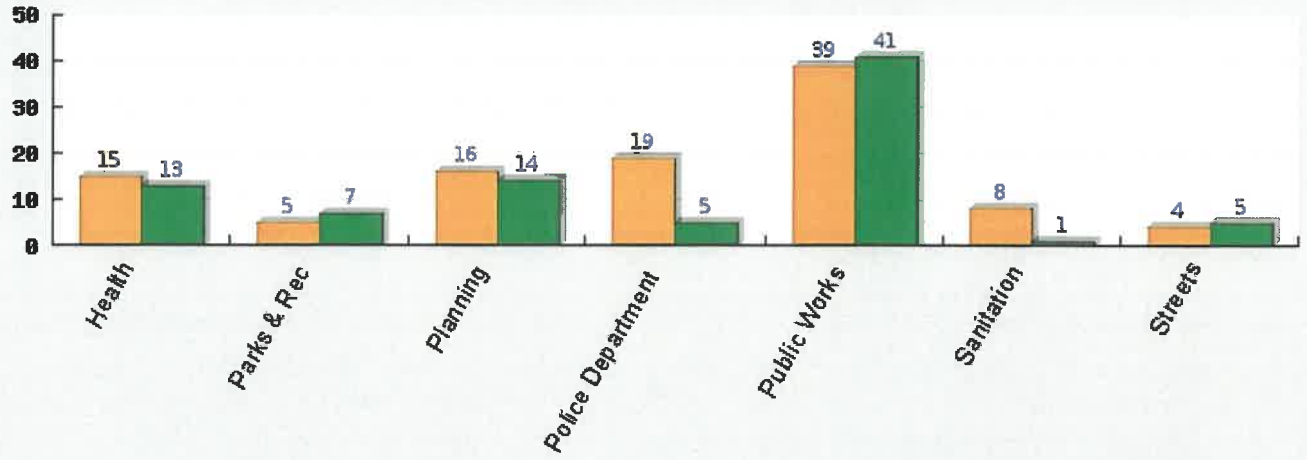
For Date Period From 03/01/2023 Through 03/31/2023



Open Vs. Closed Requests

For Date Period From 03/01/2023 Through 03/31/2023

Opened Closed



Most Frequent Requestors

Name	Number of Requests
Letty Chapa	120
Samon Garza	56
Lewis Olson	51
R X Canales	48
Angel Garcia	47
Joseph Flores	36
Karen Prewitt	35
Kayla Lopez	32
Macario Gomez	30
J L	28
Anna Carrillo	21
Paul Manfre	20
Mike Davis	19
Irene MPM	19
Juanita Flores	19
Mayra Chavez	18
Alex Garcia	15
Perri Huntly	15
Christina Ramirez	14
Jonny mendoza	12
Monica M	12
Roman Hernandez	12
Rosie Ruiz	11
T.E Brewer	11
Amiro Reyna Jr	11
Aaron Gonzalez	11
Mary Rios	10
Alex Leal	10
Emmanuel Kelley	10
Rosendo Hinojosa	9
Alex Reyes	9
Robert G	9
Irasema Diaz	9
Steve Lucio	9
Jaime Cerda	8
Jerome Miller	8
Jess Cazares	8
Enrique Pina	8
Tony Vargas	8
Norman Arredondo	7
Alex M	7
Magnolia Property	7
Melissa Lara	7
A Grant	7
Bridget Johnston	7
Robin Gonzalez	7
Kristi Guerra	7
Robert Alvarez	7
Sergio Suarez	7
Joshua Crabtree	7
Brown	7
Eric Eli	6

Nelda Pena	6
Robert Flores	6
Roy Garcia	6
Dina Gallardo	6
Angelio Gutierrez jr	6
Michael Sierra	5
Marissa Salinas	5
Daniel Torres	5
Jose Gamez	5
Liz Villa	5
Angelina Martinez	5
Jorge Castillo	5
Mike Reyes	5
Amy Nieto	5
Gabriel Gonzalez	5
Javier Ruiz	5
Yolanda Trdla	5
Humberto Diaz	4
Edgar Moreno	4
Monica Serrano	4
Tim Tieszen	4
Amorette Barreto	4
Aaron Garcia	4



Mission Fire Prevention Bureau
415 W. Tom Landry Ave.
Mission, TX 78572
Phone 956-580-8711
Fax 956-580-8712

Mission Fire Prevention

Monthly Activity Report: March 2023

FIRE INVESTIGATIONS

There were two (2) fire investigations for the month of March.

- On March 14, 2023 Lieutenant Omar Salinas and Lieutenant Eric Lopez investigated a vehicle fire at 1406 Orquidea Street. Undetermined.
- On March 20, 2023, Captain Joel Saenz and Lieutenant Lopez investigated a car fire at 216 W. 11th Street. Undetermined.

Full Investigation: 2 Total

Call out to document of Incident: 0 Total

Year to Date: 6 Total

SOUTH TEXAS ARSON RESPONSE TEAM FIRE INVESTIGATIONS

The Hidalgo County Fire Marshal's Office asked for our assistance in zero (0) fire investigations for the month of March.

Our assistance was requested: 0 Total

Assistance Requested by us: 0 Total

Year to Date: 0 Total

INSPECTIONS

There were three hundred twenty-nine (329) inspections conducted for the month of March: seventy – eight (78) occupancy, two hundred nineteen (219) annual and thirty- two (32) other forms of inspections.

Year to Date: 1,146 Total 258 Occupancy 749 Annual 139 Other

COMPLAINTS

There were zero (0) complaints for the month of March.

There were zero (0) complaints resolved within this month.

Year to Date: 0 Total

SUBDIVISION REVIEWS

For the month of March there were twenty- three (23) subdivision plan reviews.

Year to Date: 148 Total

SPRINKLER SYSTEM REVIEWS

For the month of March there were two (2) sprinkler system plan reviews.

Year to Date: 7 Total

FIRE ALARM SYSTEM REVIEWS

For the month of March there were five (5) fire alarm system plan reviews.

Year to Date: 19 Total

EXHAUST HOOD CANOPY PLAN REVIEWS

For the month of March there were zero (0) exhaust hood canopy plan reviews.

Year to Date: 4 Total

HOOD SUPPRESSION PLAN REVIEWS

For the month of March there were zero (0) hood suppression plan reviews.

Year to Date: 6 Total

LP TANK PERMITS

For the month of March there was one (1) LP tank permits issued.

Year to Date: 6 Total

UNDERGROUND STORAGE TANK REMOVAL PERMITS

There were zero (0) underground storage tank removal permits issued for the month of March.

Year to Date: 5 Total

ABOVEGROUND STORAGE TANK REMOVAL PERMITS

There were zero (0) aboveground storage tank removal permits issued for the month of March.

Year to Date: 0 Total

BURNING PERMITS

There were four (4) city burning permits issued for the month of March.

Year to Date: 23 Total

PLAN REVIEWS

We had twelve (12) plan reviews for the month of March.

- 222 Plaza – 2205 E. Griffin Parkway
- 4 Plex – 906 Hidden Hills
- 4 Plex – 802 Hidden Hills
- Brillante Academy Building A – 706 Los Ebanos Building A
- Brillante Academy Building B – 706 Los Ebanos Building B
- Dai Tung – 2400 Brock Suite 1
- Food Truck Santa Lucia – 2509 Colorado
- 4 Plex – 1802 W. Ramirez Lot 7
- 4 Plex – 1803 W. Ramirez Lot 10
- Murdoch's Ranch and Home Supply – 311 S. Bryan Suite 200A
- Office Space – Brillante Academy – 602 N. Los Ebanos
- The Garden at Shary – 4001 S. Shary Suite 425

Year to Date: 55 Total

FIRE DRILLS

There were zero (0) fire drills conducted for the month of March.

Year to Date: 3 Total

TRAINING

There were five (5) trainings in the month of March.

- Captain Frank Chaires and Lieutenant Oscar Alanis attended Glock Training on March 2, 2023 in Pharr, Texas.
- Prevention staff attended Customer Service training on March 20th and March 22nd in Mission, Texas.
- Prevention staff attended the All Hazards Conference on March 22 – 23, 2023 in McAllen, Texas.
- Lieutenant Eric Lopez and Lieutenant Omar Salinas attended Special ops training on March 24, 2023.
- Fire Marshal Frank Cavazos and Captain Joel Saenz attended Arson & Fire Investigator Seminar on March 27th – 31st in San Marcos, Texas.

Year to Date: 13 Total

MEETINGS ATTENDED

For the month of March there were seventeen (17) meetings attended by the Fire Prevention Office.

- March 2, 2023 – Fire Marshal Frank Cavazos SRC meeting
- March 6, 2023 – Fire Marshal Frank Cavazos City ID's
- March 7, 2023 – Fire Marshal Frank Cavazos staff meeting
- March 9, 2023 – Fire Marshal Frank Cavazos SRC meeting
- March 9, 2023 – Fire Marshal Frank Cavazos Staycation meeting at Astroland Park
- March 10, 2023 – Fire Marshal Frank Cavazos CDBG meeting at City Hall
- March 13, 2023 – Fire Marshal Frank Cavazos Command staff meeting with Chief Garcia
- March 13, 2023 – Fire Marshal Frank Cavazos City Council meeting
- March 14, 2023 – Fire Marshal Frank Cavazos Staff meeting
- March 14, 2023 – Fire Marshal Frank Cavazos City ID's
- March 16, 2023 – Fire Marshal Frank Cavazos EOC walk through
- March 16, 2023 – Fire Marshal Frank Cavazos SRC meeting
- March 16, 2023 – Fire Marshal Frank Cavazos EOC walk through meeting
- March 20, 2023 – Fire Marshal Frank Cavazos City ID's
- March 20, 2023 – Fire Marshal Frank Cavazos Command Staff meeting
- March 21, 2023 – Fire Marshal Frank Cavazos Staff meeting
- March 30, 2023 – Captain Frank Chaires SRC meeting

Year to Date: 90 Total

PUBLIC EDUCATION

During the month of March there were seven (7) presentations conducted.

Date	Location	Fire Extinguisher w/Simulator	Fire Safety Trailer	Tours of Stations	Fire Safety Presentation	City Events/ Parade
3/2/2023	Ric Brown Funeral Home		100			
3/3/2023	Marcell Elementary Career Day				100	
3/11/2023	Rodeo Dental Ortho Bash				100	
3/13/2023	Staycation – Astroland Park		500			
3/15/2023	Staycation – Nelle Tolle Park					400
3/16/2023	Staycation – Bannworth Park		500			
3/20/2023	Camarena Elementary – Career Day				350	

Year to Date:	53 Presentations	15,170 Audience
Year to Date w/The Tutor	3 Presentations	85 Audience
Year to Date w/F.S.T.	6 Presentations	1,610 Audience
Year to Date w/City Events	2 Presentations	600 Audience
Year to Date - Other	Presentations	Audience
Year to Date Grand Total	64 Presentations	17,465 Audience



Frank Cavazos, Deputy Chief/Fire Marshal

“Dedicated to the Community We Protect... and Serve”



Grants Activity Report- March 2023

Grant Name	Funding Agency	Department	Application Amount	Award Amount	Matching Amount	Due Date	Status
Humanities Collections and Reference Resources	NEH	Museum	\$ 56,384		None		Submitted-Tracking
Animal Welfare Organization	Petco Love	Health	\$ 35,000		None		Submitted-Tracking
FY22 FEMA Flood Mitigation Assistance (FMA)	TWDB	Executive	\$ 320,000		25%		Submitted-Tracking
FY22 Building Resilient Infrastructure and Communities (BRIC)	TDEM	Executive	\$ 415,000		25%		Submitted-Tracking
Firehouse Sub	Firehouse Subs Foundation	Fire	\$ 26,822.50		None		Submitted-Tracking
FY23 SHSP Regular	OOG	Fire	\$ 123,927.18		None		Submitted-Tracking
FY23 SHSP LETPA	OOG	Police	\$ 56,142.35		None		Submitted-Tracking
FY22 AFG	DHS	Fire	\$ 172,873.50		10%		Submitted-Tracking
FY24 General Victim Assistance Grant Program	OOG	Police	\$ 50,000		None		Submitted-Tracking
FY24 Local Border Security Program	OOG	Police	\$ 190,000		None		Submitted-Tracking
FY24 Texas Reads	TSLAC	Library	\$ 10,000		None		Submitted-Tracking
Staffing for Adequate Fire and Emergency Response Grants (SAFER)	DHS	Fire	\$ 2,322,424		None		Submitted-Tracking
FY22 Fire Prevention and Safety	DHS	Fire	\$ 22,440.49		5%		Submitted-Tracking
FY22 Operation Stonegarden	OOG	Police	TBD		None		In Progress



CITY OF MISSION

Grants Activity Report- March 2023

Grant Name	Funding Agency	Department	Application Amount	Award Amount	Matching Amount	Status
La Cuchilla Drainage Improvement Project	TXGLO	Executive	\$ 1,000,000	\$ 997,236.75	1%	Awarded/Active
Astroland Drainage Improvement Project	TXGLO	Executive	\$ 1,000,000	\$ 999,162.00	1%	Awarded/Active
Trail Connectivity Project	VBLF	Park	\$ 500,000	\$ 500,000	None	Awarded/Active
Southwest Border (SWB) Rural Law Enforcement Assistance Program	BJA	Police	\$ 93,000	\$ 93,000	None	Awarded/Active
FY22 Justice and Mental Health Program	BJA	Police	\$ 388,001.38	\$ 229,962.91	(Year 1) 20%	Awarded/Active
Bullet-Resistant Shield Grant Program, FY2023	OOG	Police	\$ 77,644	\$ 73,761.80	None	Awarded/Active
Better Cities for Pets	Mars Petcare Program	Health	\$ 20,000	\$ 20,000	None	Awarded/Active
FY23 Justice Assistance Grant Program	OOG	Police	\$ 30,000	\$ 30,000	None	Awarded/Active
Lions Park Development	AEP	Parks	\$ 30,000	\$ 30,000	None	Awarded/Active
FY22 State Homeland Security Program-LETPA	OOG	Police	\$ 35,480	\$ 13,060	None	Awarded/Active
FY23 Local Border Security	OOG	Police	\$ 190,000	\$ 190,000	None	Awarded/Active
FY221 Operation Stonegarden	OOG	Police	\$ 380,000	\$ 380,000	None	Awarded/Active
FY22-23 Solid Waste Grant	LRGVDC	Sanitation	\$ 25,000	\$ 25,000	10%	Awarded/Active
COPS Accreditation Program	DOJ COPS	Police		\$ 21,116.34	None	Awarded/Active
OVAG-Victim Services	OAG	Police	\$ 89,908	\$ 44,954(YR2)	None	Awarded/Active
All-Inclusive Lions Park	TPWD	Parks	\$ 1,500,000	\$ 750,000	\$750,000	Awarded/Active
Border Zone Fire Dept.	OOG	Fire	\$ 250,000	\$ 78,735.25	None	Awarded/Active
Mission SWAT Equipment	OOG	Police	\$ 26,474.32	\$ 19,592.33	None	Closed

Grand Total: \$4,495,581.38



RIO GRANDE VALLEY STATE VETERANS CEMETERY

MONTHLY REPORT



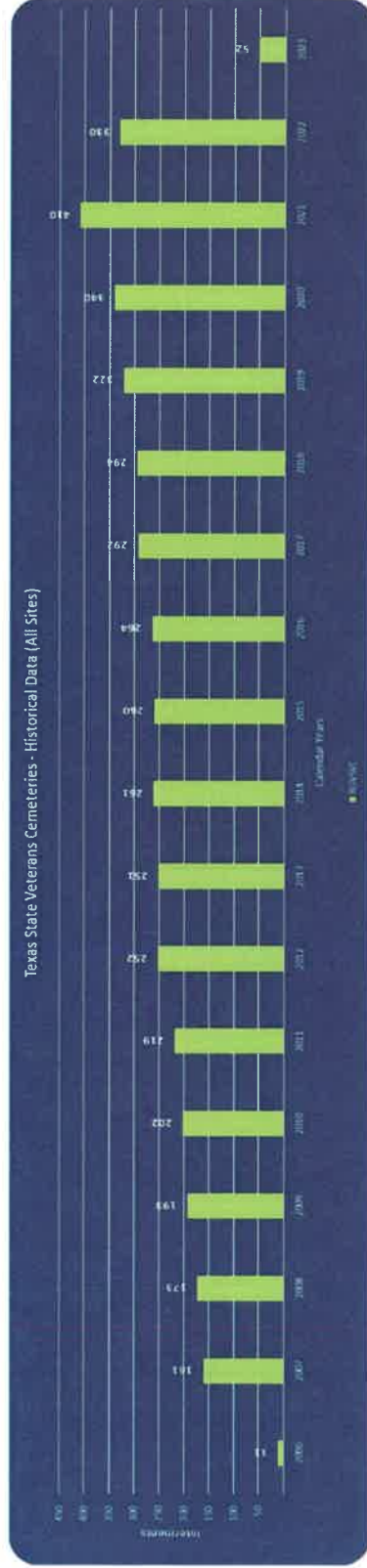
RGV State Veterans Cemetery

2520 South Inspiration Road • Mission, Texas 78572

Office: (956) 583-7227 • Fax: (956)-508-5211

Interments March 2023

March 2023	Standard	Double-Depth	Columbarium Wall	In-ground	Scatter Garden	Disinterment	Total
Veterans	5	8	9	1			23
Spouse	2	3	1	1			7
Dependents							
Totals	7	11	10	2			30





RGV State Veterans Cemetery

2520 South Inspiration Road • Mission, Texas 78572

Office: (956) 583-7227 • Fax: (956) 508-5211



Completed Projects:

Columbarium B Site:
Memorial Walls:
Grave Locator Kiosk Management
Reparation on Pipe Line: United Irrigation

Ongoing Projects:

VA Grant Applications Pending:
Administration Building Roofing Replacement
Installation of Automatic and Remotely Controlled Entry Gate
Public Water Fountains Installed Throughout Grounds
Remotely Controlled Public Digital Display Board for Schedules
and Events

VLB Funded (In-Progress)

Re-alignment on 1,000 Flat Marker/ Headstone

VLB Funded (Pending)

Addition of New Space Force Military Branch of Service Seal and Flag in
Assembly Area
Casket Transport Vehicle Hearse (Flat)
Automatic Gate

VLB Funded (Approved)

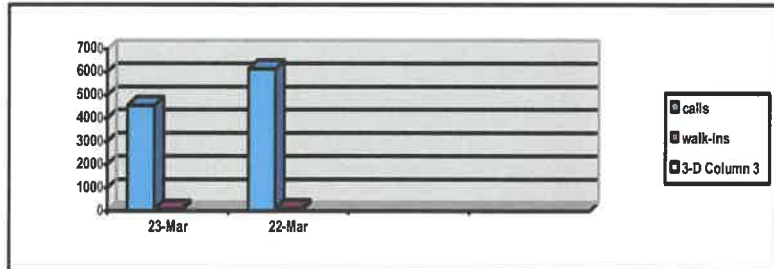
Bobcat Tool Cat UW56
Wheeled Dumper Truck

**CITY SECRETARY
MONTHLY REPORT
MARCH 2023**

Reception:

Calls received: 4,558

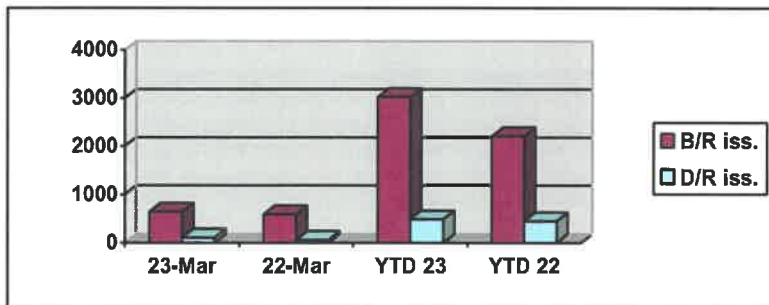
Walk-ins: 80



Vital Statistics:

Birth Records Registered
Birth Records Issued
Death Records Registered
Death Records Issued
Funds Received

	Mar-23	Mar-22		YTD 23	YTD 22
Birth Records Registered	115	141		882	1117
Birth Records Issued	643	583		3019	2213
Death Records Registered	45	93		274	398
Death Records Issued	100	53		486	446
Funds Received	\$15,742.00	\$15,176.00		\$ 73,757.00	\$ 77,175.00



Cemetery:

	Laurel Hill	San Jose	Catholic	Baby Sp.	YTD 22/23
Burials:	4	1	2	0	33
Sold Spaces:	0	0	0	0	0

	Laurel Hill	San Jose	Catholic	Baby Sp.	YTD 21/22
Burials:	7	1	12	0	84
Sold Spaces:	0	0	10	0	66