

Risk Management Departmental Monthly Report – December 2022

General Liability Claims

There was 1 liability claim filed against the City during the month of December.

Law Enforcement Liability Claims

There were 0 law enforcement liability claims filed against the City during the month of December.

Auto Liability Claims

There were 1 auto liability claim filed against the City during the month of December.

- 1 was Public Works

City Property Claims

There were no property claims for the city during the month of December.

Worker's Comp

There have been 22 Workers' Compensation claims filed during the month of December.

- 17 were Civil Service Employees.
 - 15 were Covid-19 Claims.
- 5 were Non-Civil Service Employees.

As of December 31st we have 8 employees out on injury leave and 6 employees on Light/Modified Duty. A total of 15 employees returned to full duty in December.



Public Works

December 2022 Monthly Report

Waste Water Plant Projects



Servicing UV Disinfection System



Bryan / FM495



Patching

Street Projects



Shary / Plantation



Plantation Grove Blvd





PUBLIC WORKS
Table of Contents
December 2022

T I T L E	P A G E
Utility Billing & Collection	1
Analytical Statistical Comparison - Utility Billing & Collection	1
Water Distribution	2
Water Distribution Utility Line Maintenance	2
Water Distribution Maintenance Benchmark Summary	3
Utility Inspections	4
Subdivision Inspections	4
Utility Construction Projects.....	5
Backflow Prevention Inspections.....	5
Sewer Collection Maintenance	6
Sewer Collection - Inspections Benchmark	6
Water Treatment Plant Production	7
Water Production	7
General Operations & Maintenance - North Water Treatment Plant.....	7
General Operations & Maintenance - South Water Treatment Plant	8
Waste Water Treatment Plant Production	9
Waste Water - Plant Status	9
Waste Water - Staff Developments	9
Waste Water - General Operations & Maintenance	9-10
Waste Water - Contract Work.....	10
Waste Water - Special Projects.....	10
Pre-Treatment Plant - Operations & Maintenance	10
Sludge Removal Cubic Yards.....	10
Street Department	11
Street Improvement & Construction Projects	11
Street City Pothole Maintenance	12
Street City Miles Swept	12
Lot Maintenance/Demolished Home	12
Sign Shop Output Measures	13
Street Traffic Light Maintenance.....	13
Storm Drainage Division Projects	14
Alley Debris Collection & Mowing.....	14
Tire Removal	14
Fleet Department	14
Administration - Request for Service Calls	15
Health Department	16
Health Department Benchmark	16
Health Permits	17
Animal Control Service Calls.....	17
Animal Shelter	18

Utility Billing and Collection

ANALYTICAL STATISTICAL COMPARISON

‡ UTILITY BILLING ‡

BILLING TYPE	Dec - 2022	Dec - 2021	Y-T-D 22-23	Y-T-D 21-22
Water Consumption (Gals.)	310,641,000	379,425,000	1,073,263,000	1,197,357,000
Number of Customers	30,138	29,650		

WATER & WASTEWATER

Water Sales	\$ 956,016	\$ 1,106,245	\$ 3,197,923	\$ 3,415,188
Water Sales - <i>Granjeno</i>	1,956	2,469	6,525	6,943
Connections	9,270	15,970	41,825	37,215
Reconnect Fees	840	2,260	12,180	15,500
Sewage Service	518,937	562,400	1,578,025	1,644,421
Sewage Service - <i>Granjeno</i>	1,262	1,463	3,827	4,277
Industrial Sewer Surcharge	67	513	201	714
Wastewater Assessment	12,860	8,060	23,935	18,205
Service Charge	14,399	6,431	27,630	13,679
Garage Sales & Other	7,880	2,915	17,120	7,735
Total	\$ 1,532,487	\$ 1,708,726	\$ 4,909,191	\$ 5,163,877

SANITATION

Garbage Fees	\$ 609,496	\$ 588,263	\$ 1,820,268	\$ 1,749,987
Brush Fees	69,197	67,612	206,194	201,140
Total	\$ 678,693	\$ 655,875	\$ 2,026,462	\$ 1,951,127

DRAINAGE ASSESSMENT FEE

Drainage Assessment Fee	\$ 85,673	\$ 85,796	\$ 256,701	\$ 252,380
Total	\$ 85,673	\$ 85,796	\$ 256,701	\$ 252,380

Total Billing	\$ 2,296,853	\$ 2,450,397	\$ 7,192,354	\$ 7,367,384
----------------------	---------------------	---------------------	---------------------	---------------------

‡ UTILITY COLLECTIONS ‡

COLLECTIONS	Dec - 2022	Dec - 2021	Y-T-D 22-23	Y-T-D 21-22
Total Collections	\$ 1,450,104	\$ 1,703,225	\$ 4,752,041	\$ 4,789,206

Water Distribution

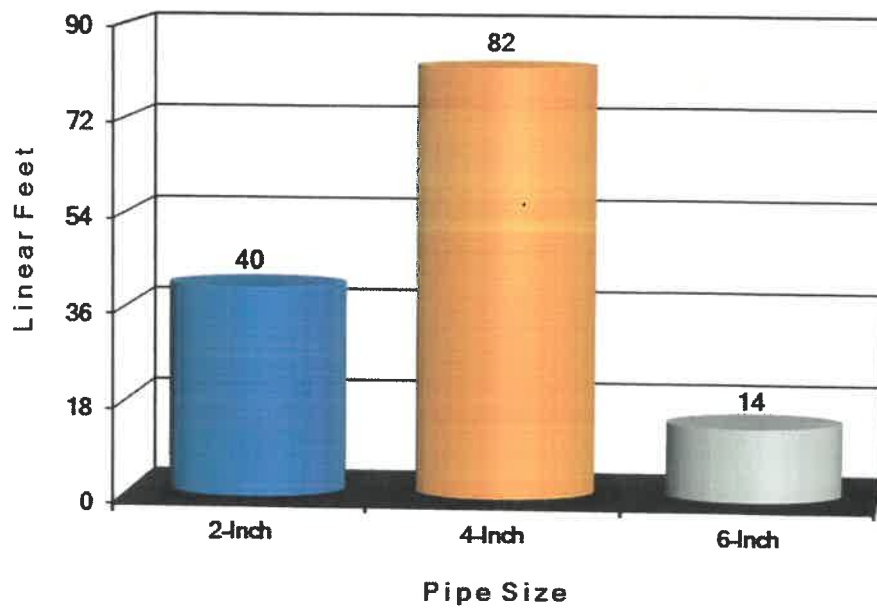
Utility Line Installation

Water Distribution Crews installed a total of 136 Linear Feet of Utility Line.

Water Distribution Utility Line Installation

2 -Inch		4-Inch		6-Inch	
Wastewater Plant	20	2019 N Nicholson	40	3400 Sam Houston	14
1405 E Expwy 83	20	961 Washington	14		
		304 W 14 th St	14		
		1616 Sheri Lee	14		
40 LF		82 LF		14 LF	

December 2022 Utility Pipe Line Installation

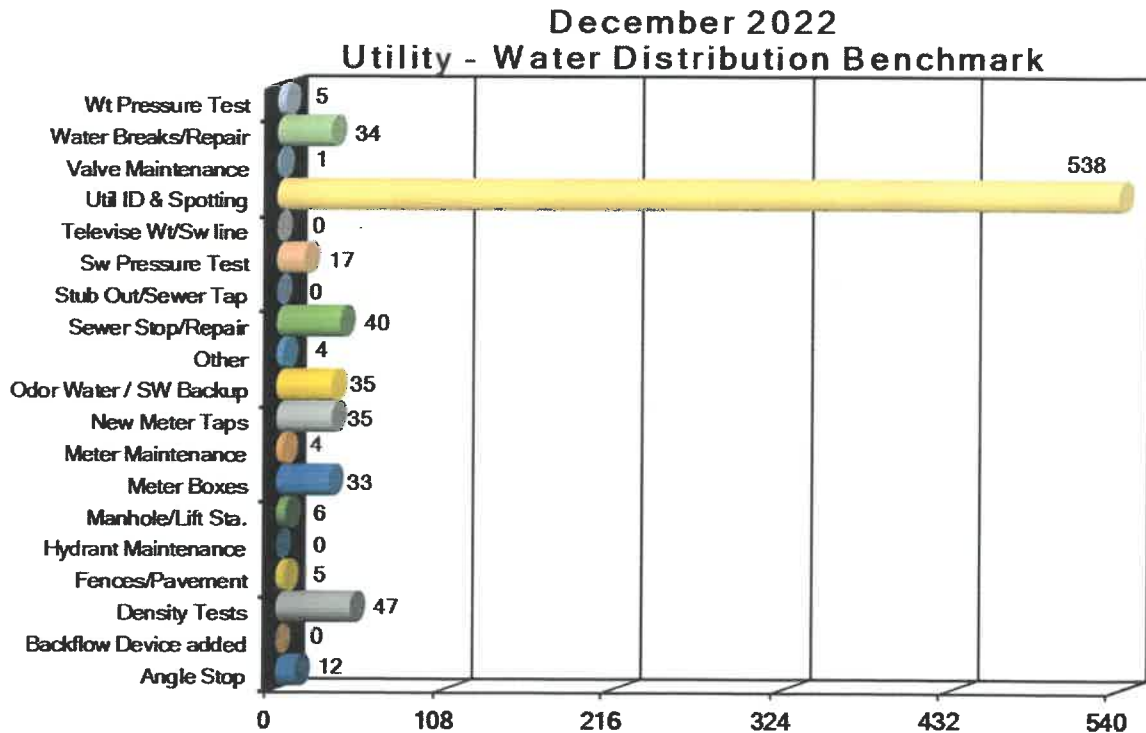


Water Distribution

Water Distribution - Maintenance Benchmark Summary

The following is Water Distribution's maintenance benchmark summary for December 2022.

Service Type	Oct	Nov	Dec	Y-T-D 22-23	F-Y 21-22
Angle Stop	18	9	12	39	154
Backflow Device Added	0	0	0	0	1
Density Tests	64	106	47	217	235
Fences/Pavement	0	1	5	6	16
Hydrant Maintenance	110	61	0	171	307
Manhole/Lift Station	1	0	6	7	60
Meter Boxes	34	32	33	99	498
Meter Maintenance	4	4	4	12	57
New Meter Taps	36	32	35	103	503
Odor Water	26	19	35	80	294
Other	8	6	4	18	96
Sewer Stop/Repair/Tap	2	6	40	48	88
Stub Out	0	0	0	0	0
Sewer Pressure Test	0	16	17	33	23
Televise Sewer line	0	0	0	0	5
Utility ID & Spotting	636	424	538	1,598	5,298
Valve Maintenance	2	3	1	6	24
Water Break/Repair	36	44	34	114	324
Water Pressure Test	3	21	5	29	53
Totals	980	784	816	2,580	8,036



Water Distribution - Utility Inspections

Our Utility Inspectors, Mr. Lupe Vela and Mr. Charlie Fuentes, conducted water and sewer inspections on the twenty (20) Subdivisions shown below. There were 538 daily inspections, 3 Hydrostatic Tests, 7 Mandrel Tests, 10 Air Tests for Sewer and 47 Density Tests.

2022-23 Sites Under Construction

	Site/Subdivision	Start Date	Completion Date	Location	Inspection Description
1	Bentsen Grove	9/2022		Inspiration / 1 Mile South	Under Construction
2	City of Mission W-A15, S Conway L.S.	7/2020		Trinity / Conway South	Under Construction
3	Capricorn Estates	5/2022		FM495 / Moorefield	Under Construction
4	Coastal Plaza	11/2021		Expressway / Bryan Road	Under Construction
5	Conway Avenue Sewer Project	2/2022		2 Mile / Conway	Under Construction
6	El Milagro PH I	12/2022		Los Indios / Bryan	Under Construction
7	Fire Protection Improv. Basham 6,7	2/2022		2 Mile / N Inspiration	Under Construction
8	Garden Path	9/2022		Taylor / FM 495	Under Construction
9	Hidden Hills	2/2022		Walsh / Bus 83	Under Construction
10	Laguna Oaks	2/2022		1 Mile South / Inspiration	Under Construction
11	Lantana Landing	2/2022		2 ¼ Mile / Trosper	Under Construction
12	Los Ebanos Estates	9/2021		Los Ebanos / 2 Mile	Under Construction
13	Lucksinger Apartments	9/2021		Lucksinger / Bus 83	Under Construction
14	Plantation Grove Town Homes	9/2022		Plantation Boulevard	Under Construction
15	Sendero Phase II	2/2022		1 Mile South	Under Construction
16	Sharyland Bus Park PH I	3/2022		Anzalduas / Military	Under Construction
17	The Shops At 495	9/2022		FM495 / Conway	Under Construction
18	Speedy Trails	2/2022		West Mile 2 / Holland	Under Construction
19	Stablewood	2/2022		Taylor / FM 495	Under Construction
20	Tanglewood PH4	10/2021		Military / Schuerbach	Under Construction

2022-23 Water & Wastewater Major Ongoing Construction Projects

Project Name	Linear Feet	Construction % Completion	Current Status	Construction Cost Estimate	Contractor
North Conway Sewer Improvements	5,280 (Mile 2 to Mile 3)	90%	90%	\$ 667,110	RDH Site & Concrete LLC
Basham Fire Protection & Drainage Improvements	Cheryl, Basham & Thompson	98%	98%	\$ 1,444,444	The 5125 Co.
Bentsen Palm Ph III Sewer Improvements	5,280 South Mile 1 (Schuerbach to Inspiration)	75%	75%	\$ 1,853,205	RDH Site & Concrete LLC
SH 365 HCRMA Utility Relocations	5,280 South Anzalduas	80%	80%	\$ 1,207,420	Mor-Wil Co.

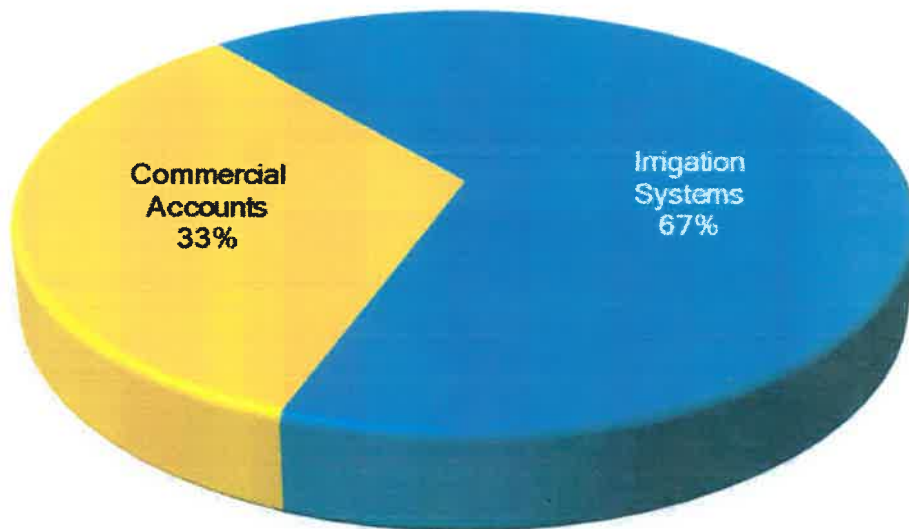
Water Distribution - Backflow Prevention Inspections

Listed below are the twenty-seven (27) Backflow Prevention Assembly Inspections that Mauro Anzaldua Jr. performed to keep our water lines free from back siphonages and water backflow contamination.

2022-23 Backflow Inspections

Tests / Surveys	Oct	Nov	Dec	Y-T-D 22-23	F-Y 21-22
Inspection of <i>Commercial</i> Accounts	6	5	9	20	77
Inspection of <i>Sprinkler</i> Accounts	15	13	18	46	121

December 2022 Backflow Prevention Inspections



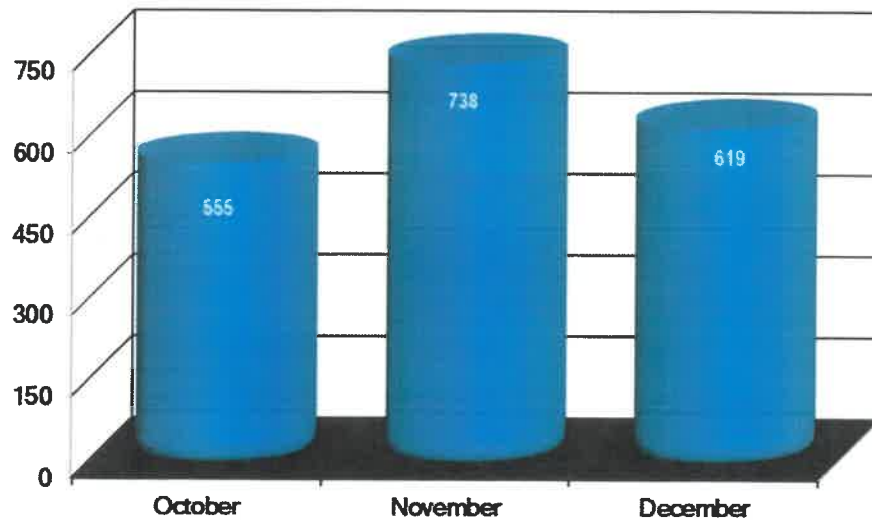
Water Distribution - Sewer Collection

Our Sewer Collection Crews inspected and maintained monthly the City's 40 active Sewer Lift Stations and approximately 369 miles of sewer lines by responding to 35 sewer backups and 619 work orders this month.

2022-23 Sewer Collection Lift Station Inspections

Service Type	Oct	Nov	Dec	Y-T-D 22-23	F-Y 21-22
Lift Stations Inspections	555	738	619	1,912	4,631
Televised Sites	0	0	0	0	5
Televised Feet	0	0	0	0	600

Sewer Collection Lift Station Inspections



Water Treatment Plant

Water Production Water Plant Operators at our North and South Water Treatment Plants treated 346.278 million gallons of water.

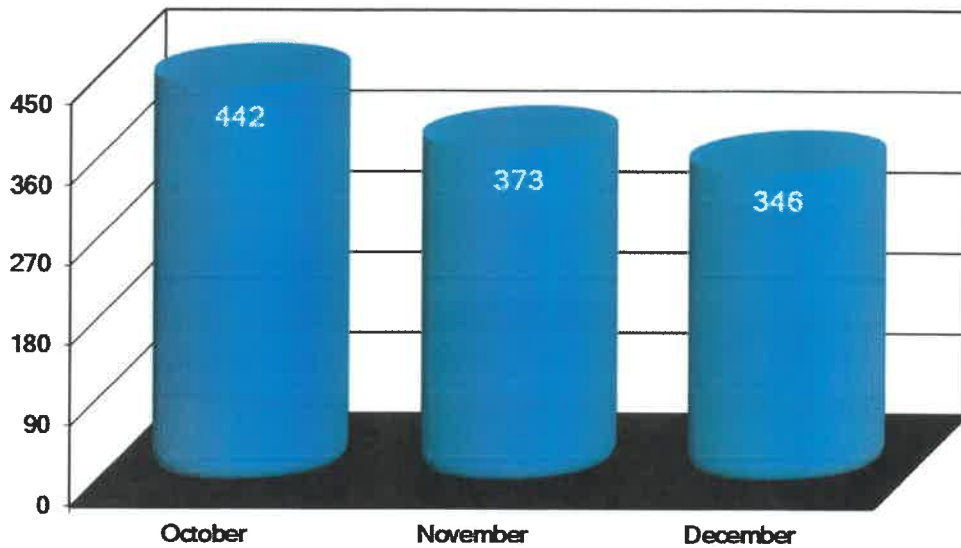
2022-23 Water Million Gallons (MG)

Avg	Max	Min	Oct	Nov	Dec	Y-T-D 22-23	F-Y 21-22
11	13	8	442	373	346	1,161	4,882

Parameters Exceeded: N/A

Rainfall: 0.8"

2022-23 Water Production
Million Gallons (MG)



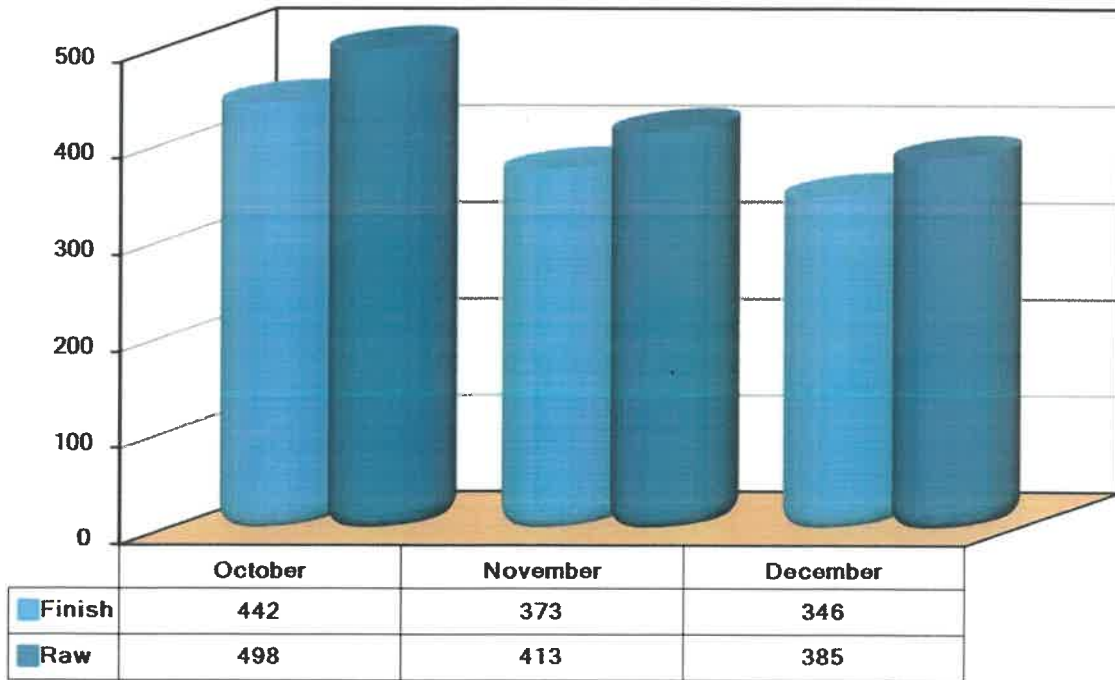
Operations and Maintenance - North Water Treatment Plant

- The International Dioxide (IDI) Company performed the chlorine dioxide generator monthly service and the collected monthly chlorite samples.
- Operators performed required daily and monthly water lab analysis, backwashed and cleaned required filters. Staff and contractor removed Raw Water Pump 1 to get it repaired.
- COVID-19 safety practices continue based on the CDC Guidelines and staff are encouraged to wear masks and practice social distancing.
- Reviewed water quality lab results from the following certified laboratories:
 1. Ana-Lab (Chlorite, TOC, SUVA)
 2. Eurofins Eaton Analytical (Chlorite)

Operations and Maintenance - South Water Treatment Plant

- The International Dioxide (IDI) Company collected the monthly chlorite samples
- Operators performed daily and monthly water lab analysis, backwashed and cleaned required filters. Staff performed necessary water plant and reservoir adjustments; such as water influent, water effluent, water levels and chemical adjustments.
- Staff maintained grass trimmed at two treatment plants, reservoirs and distribution water towers.
- Initiated preventive maintenance on equipment as deemed necessary and exercised emergency generators weekly.

**Water Treatment Plants
2022-23 Raw & Finish Water
Million Gals. (MG)**




Wastewater Treatment Plant

Wastewater - Treatment Wastewater Treatment Plant staff treated 232.720 million gallons of Wastewater for the month of December.

2022-23 Wastewater Million Gallons (MG)

Avg	Max	Min	Oct	Nov	Dec	Y-T-D 22-23	F-Y 21-22
7.5	8.3	5.8	225	225	233	683	2,722

2022-23 Treated Wastewater Million Gallons (MG)



Wastewater - Wastewater Plant Status

No violations this month. Plant operated at 54.95% capacity and is rated at 13.5 mgd; Yearly averaged 7.418 mgd; The rainfall recorded this month was 1.6 inches of rain.

Wastewater - Risk Management Program

Wastewater Plant followed the suggested CDC Guidelines for COVID-19, as well as, all employees received Proper Protection Equipment when needed.

Wastewater - Staff Developments

Saith Rodriguez started training for a Wastewater Operator license "D" and will soon complete all flows and controls training. Travis Ray Dunn and Juan Cortez will soon be taking classes to complete their hours needed to apply for a Wastewater "C" License.

Wastewater - Facility Activities

The Supervisory Staff continues to support the team with training goals and best practices towards maintaining the Plant in compliance with TCEQ regulatory inspections. The Plant is starting plans on how to upgrade the Plant's UV Disinfection System.

Wastewater - General Maintenance Staff maintained grass trimmed, initiated preventive maintenance on equipment as deemed necessary and (automatically) exercised two emergency generators once a week. The following repairs were completed in-house.

1. Odor control systems were monitored and adjusted to reduce malodorous emissions.
2. Operators continue routine cleaning of clarifiers side walls to remove algae buildup.
3. Pumps at our Main Lift Station were exercised for better flow to our Screening System at head works.
4. Operators cleaned "Tea Cup" Grit System at head works daily.
5. Maintenance Crew worked on Aerator 3 for the Pretreatment Pond and checked for oil leakage.
6. Maintenance Crew set up sampler at Rio Grande Juice Company.
7. Maintenance Crew worked on Clarifier 3 for proper function.
8. Plant equipment hours were logged down for the month.
9. Worked on Rotors to maintain sludge levels.
10. Worked on Odor Control Systems to reduce foul odors to the community.

Wastewater - Contract Work The City's contracted electricians worked and/or are working on the following:

1. J&E worked on (a.) Main Lift Station Pump 3; (b.) UV Main Screen (old side); (c.) and with Xylem to check UV System; (d.) Bar Screen 1 & 2.
2. Hill Tex work done at the Plant was as follows.
 - Worked on Pretreatment Pond Pump.
 - Worked on Belt Press Polymer machine.
 - Worked on Bar Screen 1 Auger System on control panel.

Wastewater - Other Contract Work

1. Denali continues to provide the Plant with sludge and grit removal services.
2. Cintas continues to provide uniform services, employee boot purchase option and door mat replacements.
3. Polydine continues to supply us with polymer totes for aiding in sludge de-watering at Belt Press System.
4. Facilities Department continued to contract out the work needed to replace air condition filters on all air conditioning units.


Wastewater - Lab Status All supplies and equipment are meeting TCEQ standards and analysis are concurrent with Standard Methods. Staff received the 2022 calendar for biomonitoring sampling schedule from Bio-Aquatic Testing. Plant Supervisors continue using the EPA Discharge Monitoring Report Federal Reporting System to comply with the TCEQ permit. Plant is planning to purchase a backup pipette solution delivery tool; it will replace an outdated pipette.

Wastewater - Special Projects Capital improvements are being discussed for future improvements on Plant's efficiency and promote the permit renewal process. Projects include an upgrade on the UV System, reuse water distribution line, cover for UV protection and other needed projects. Also, Digester System upgrades are being discussed for future improvements, as well as, redundancy for our dewatering sludge system Belt Press.

Pre-Treatment

Four surface aerators and motors are operational. Clarifier at Pretreatment was cleaned up of debris on the surface. All industrial flows to the Plant continue to be accounted for by Meter Totalizers and truck tickets. The Lone Star Citrus Company transported 27 truckloads of 135,000 gallons of citrus wastewater to the Pretreatment System. Pretreatment flow of waste from Rio Grande Juice Company and MPI (Metal Plating Industry) totaled 5,852,000 million gallons. Total sludge hauled was 1,020 cubic yards equivalent to twenty (51) roll off containers.

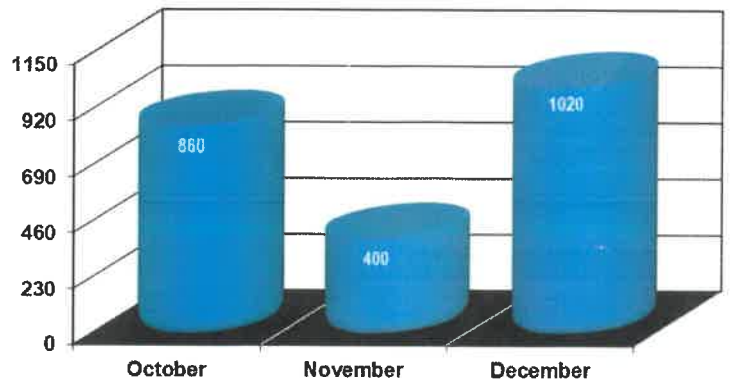
Pretreatment Flow (MG)



2022-23 Sludge Removal

Month	Roll Offs	Cubic Yards
Oct	43	860
Nov	20	400
Dec	51	1,020
YTD 22-23	114	2,280
F-Y 21-22	446	8,920

2022-23 Sludge Removal - Cubic Yards



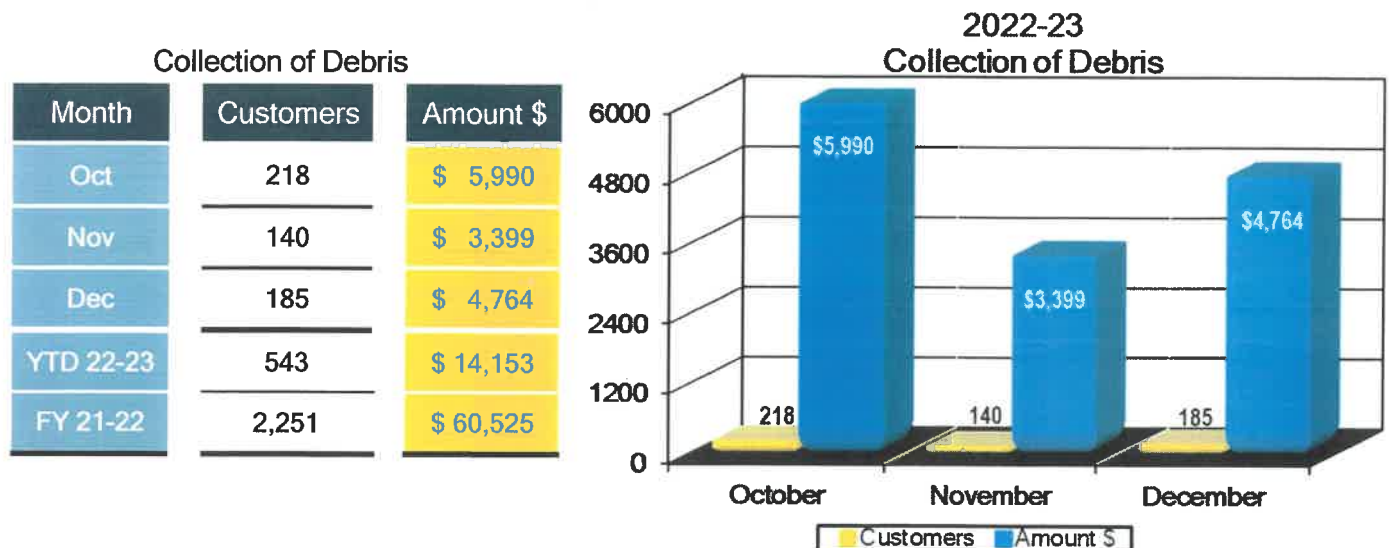
Street Division - Benchmark Summary

Our Street Crews paved 240 linear feet, patched approximately 762 potholes; placed 71 signs, 31 poles (cemented), 25 clamps, 25 tees/cross pieces; inspected and repaired 72 traffic lights and street lights and street lamps; swept 612 street miles; removed 365 tires, and street crews cleared right-of-way tree limb obstructions throughout the City. There were 185 customers and a monetary Collection of Debris totaling \$4,764.

Street Improvement and Construction Projects

Project Name	Linear Feet	Construction % Completion	Current Status	Project Cost	Contractor
Bryan & FM495 (24.84 tons)	15 x 80	100%	100%	\$ 1,987.72	Street Department
Plantation Grove (32.15 tons)	27 x 80 27 x 80	100%	100%	\$ 2,572.00	Street Department
Maintenance Citywide (patching/potholes)	121.43 tons	100%	100%	\$ 9,714.40	Street Department

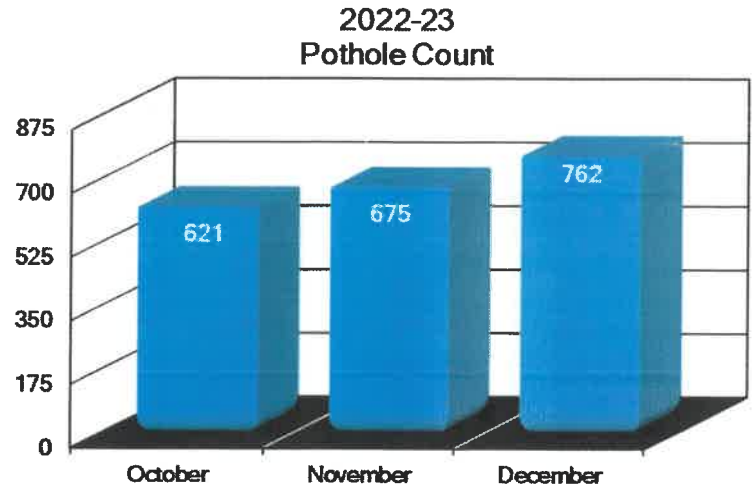
Collection of Debris There were 185 customers with a collection of debris totaling \$ 4,764.



City Pothole Maintenance Street Crews filled a total of 672 potholes.

Pothole Benchmark

Month	Y-T-D 21-22	Y-T-D 22-23
Oct	780	621
Nov	710	675
Dec	820	762
Total	2,310	2,058



City Street Miles Swept Mr. Felipe Torres and Mr. Luis Costilla, Sweeper Operators, cleaned 612 miles of curbside.

Street Sweeper Miles

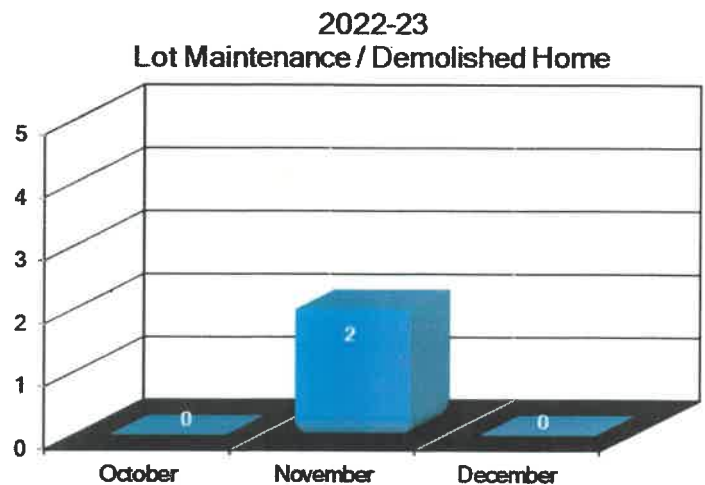
Month	Y-T-D 21-22	Y-T-D 22-23
Oct	425	199
Nov	463	478
Dec	494	612
Totals	1,382	1,289



Lot Maintenance / Demolished Home There were no properties demolished.

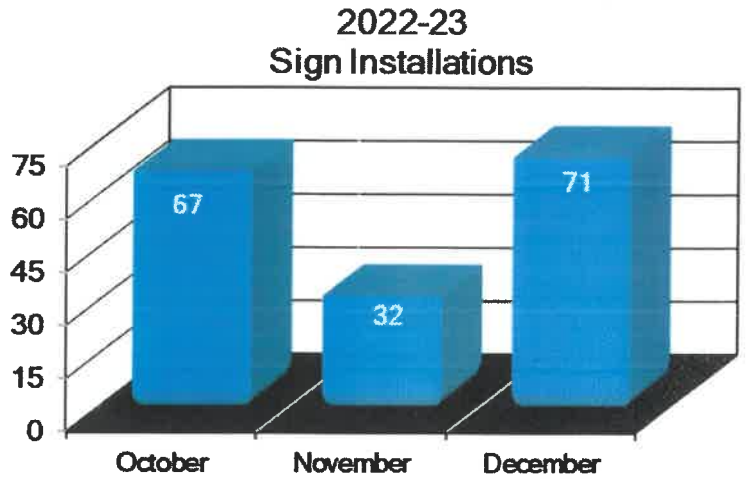
**Lot Maintenance/
Demolished Home**

Month	Y-T-D 21-22	Y-T-D 22-23
Oct	0	0
Nov	0	2
Dec	0	0
Totals	0	2



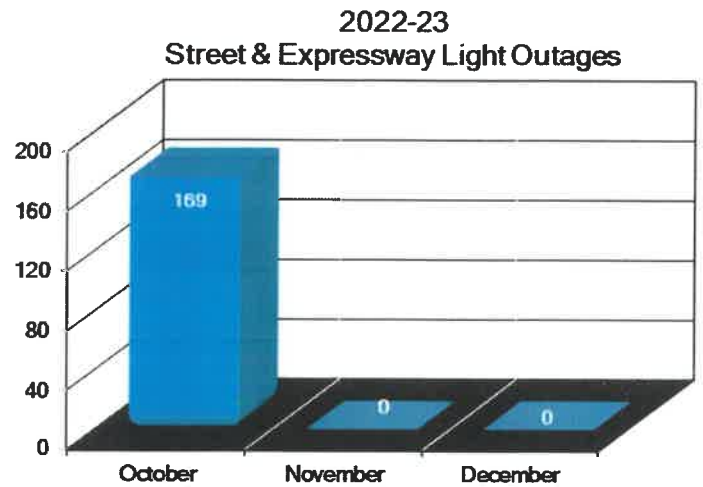
Sign Shop Output Measures Crews installed 71 signs and 31 poles (cemented), 24 clamps, 25 tees and cross pieces.

Month	Sign Installations		22-23 Posts
	Y-T-D 21-22	Y-T-D 22-23	
Oct	55	67	37
Nov	40	32	34
Dec	50	71	31
Totals	145	170	102



Street Light Maintenance There were no Street Light inspections this month.

Month	Street Lights	
	Y-T-D 21-22	Y-T-D 22-23
Oct	285	169
Nov	20	0
Dec	30	0
Totals	335	169



Traffic Signal Light Maintenance Staff is pending/need of materials for time clocks for school flashers, yellow LED's, Breaker Boxes, Conductor Wire and Pedestrian Light Push Buttons.

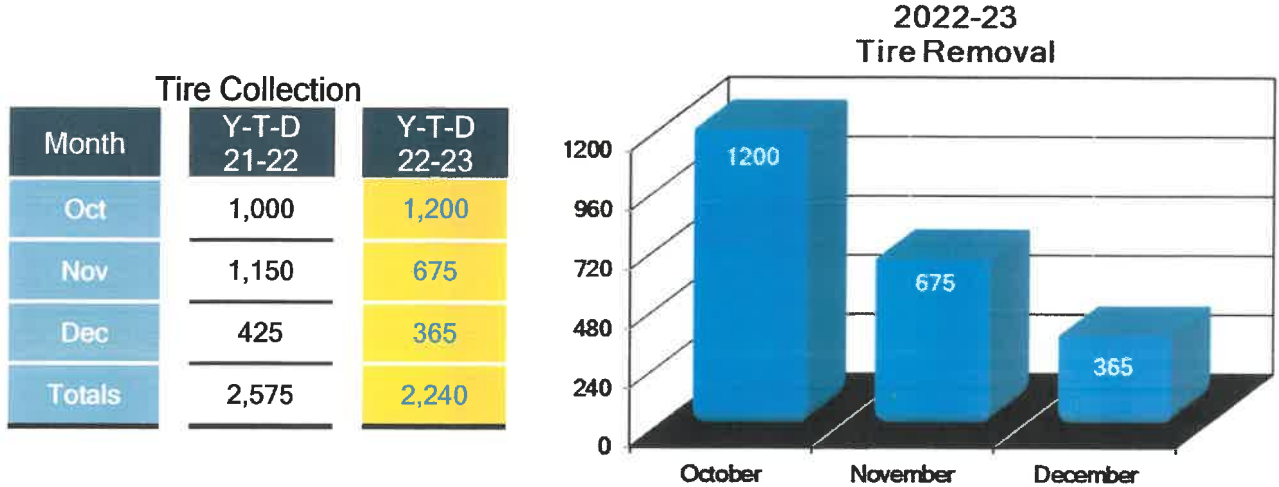
Month	School Zone			Traffic Signals Light Changes							
	Light Bulb Replacement	Re-set Controller	School Maint	Green	Red	Amber	Walk / Don't Walk	Trouble shoot Controller	Reg Maint	Misc	Total
Oct	1	1	1	1	0	0	0	0	24	15	43
Nov	0	0	4	0	1	0	4	0	17	19	45
Dec	1	15	17	3	3	4	6	3	0	20	72
YTD 22-23	2	16	22	4	4	4	10	3	41	54	160
FY 21-22	17	10	64	14	17	13	30	46	285	386	882

Storm Drainage

Street Crews cleared debris from storm drains and ditches throughout the City.

City Crew Collect Debris Our Alley Crew cleaned alleyways and averaged 5 trailer loads daily and mowed an average of 2 miles of alleyway.

Tire Removal There were 365 tires removed from the City this month.



Fleet Department

Maintenance & Cost Summary

Charge Code	Work Orders	Preventive Maintenance	Cost \$
Oil Changes / PM	35	35	\$ 17,200
Repairs	14	0	\$ 19,800
Totals	49	35	\$ 37,000
Y-T-D 22-23	197	160	\$ 98,600
F-Y 21-22	805	574	\$ 475,380

2022-23 Fleet Work Order Benchmark

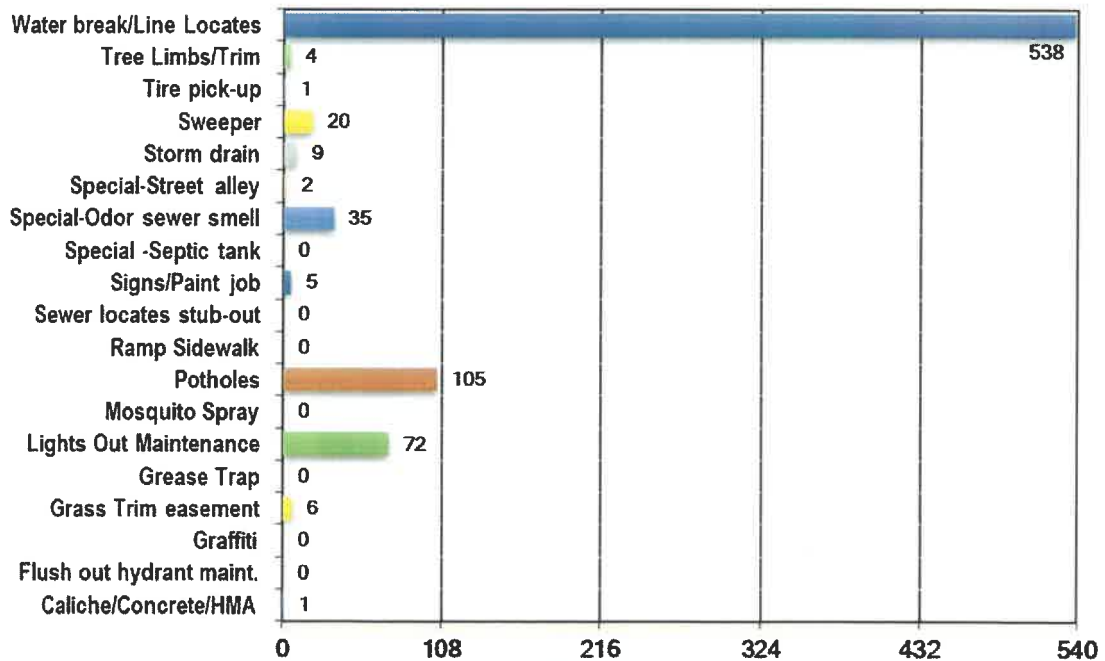


Administration

Request for Service Calls

Service Type	Oct	Nov	Dec	Y-T-D 22-23	F-Y 21-22
Caliche/Concrete/HMA	2	1	1	4	14
Flush Hydrant Maintenance	110	61	0	171	305
Graffiti	0	0	0	0	2
Grass Trim easement	15	6	6	27	171
Grease Trap	0	0	0	0	8
Lights Out Maintenance	212	45	72	329	2,087
Mosquito spray	0	0	0	0	5
Potholes	114	121	105	340	1,427
Ramp Sidewalk	0	0	0	0	1
Sewer locates stub-out	0	0	0	0	0
Signs/Paint job	3	4	5	12	71
Special -Septic tank	0	0	0	0	0
Special-Odor smell	26	19	35	80	289
Special-Street alley	15	15	2	32	155
Storm drain	5	11	9	25	76
Sweeper	13	10	20	43	128
Tire pick-up	41	1	1	43	66
Tree Limbs/Trim	15	7	4	26	179
Water break/Line locates	672	468	538	1,678	5,339
Total	1,243	769	798	2,810	10,323

December 2022 Request for Service Calls



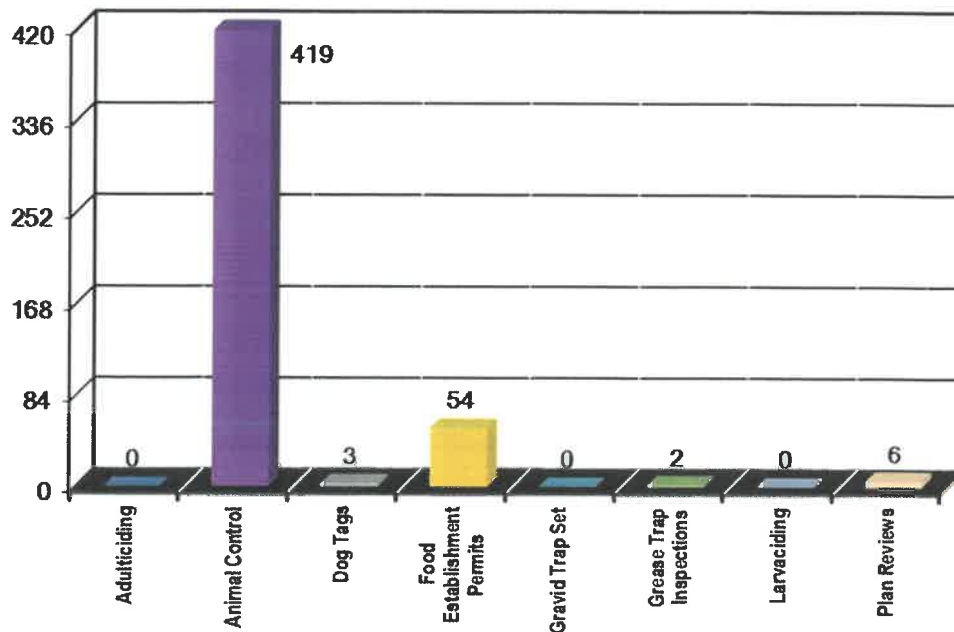
Health Department

Health Department Benchmark Summary

Following are the services provided by the Health Department for December 2022.

Service Type	Oct	Nov	Dec	Y-T-D 22-23	F-Y 21-22
Adulticiding	0	0	0	0	4
Animal Control	585	394	419	1,398	5,888
Dog Tags	8	16	3	27	89
Food Est. Permits	64	42	54	160	722
Gravid Trap Set	0	0	0	0	3
Grease Trap Inspections	2	2	2	6	16
Larvaciding	0	0	0	0	8
Plan Reviews	8	8	6	22	102
Total	667	462	484	1,613	6,832

**December 2022
Health Department Service Requests**

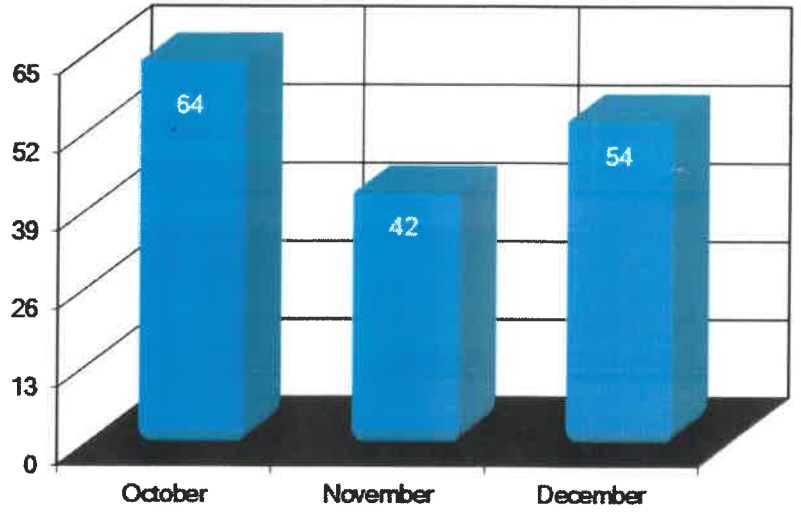


Health Permits

A total of 54 Food Establishment permits were issued this month.

Food Establishment Permits		
Month	Y-T-D 21-22	Y-T-D 22-23
Oct	53	64
Nov	33	42
Dec	20	54
Totals	106	160

2022-23
Health Permits

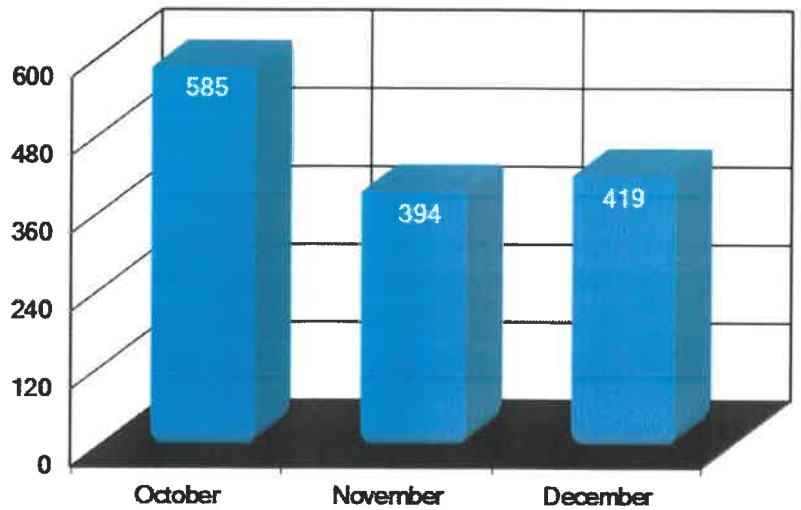


Animal Control Service Calls

Citizens called (419 calls) regarding Animal Control concerns.

Animal Control Service		
Month	Y-T-D 21-22	Y-T-D 22-23
Oct	479	585
Nov	501	394
Dec	511	419
Totals	1,491	1,398

2022-23
Animal Control Service Calls



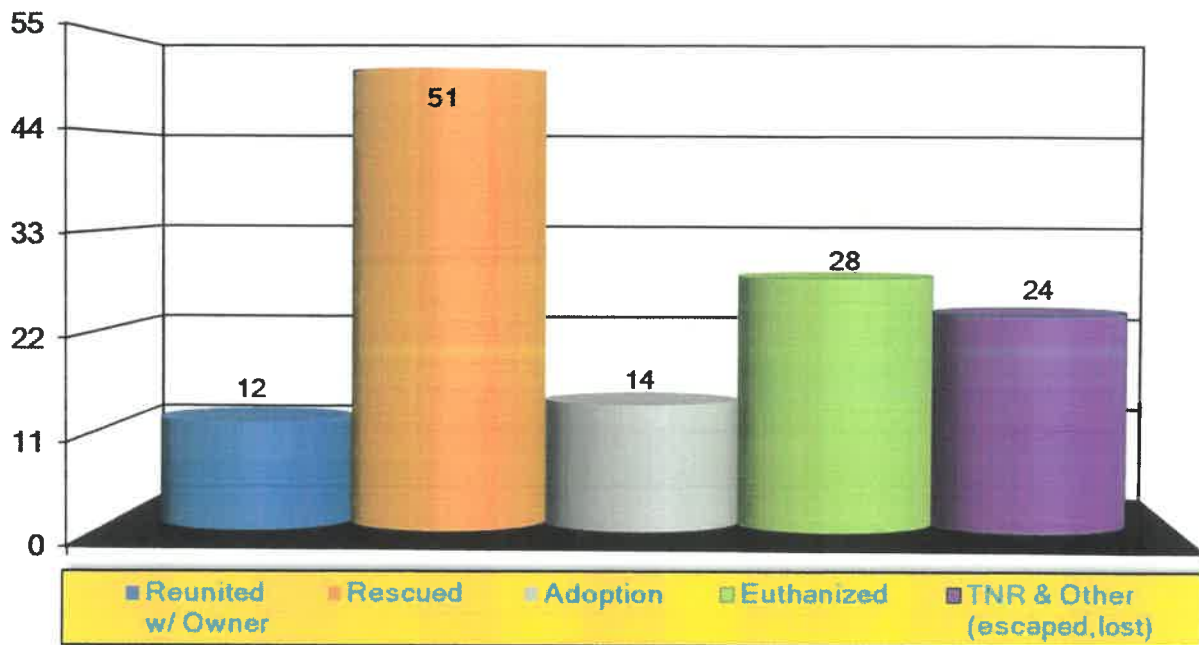
Health Department - Animal Shelter

Below please find the December 2022 Animal Shelter information.

2022-23 Animal Shelter

Month	Reunited w/ Owner	Rescued	Adoption	Euthanized	TNR & Other (escaped, lost)
Oct	13	82	12	28	11
Nov	9	18	38	43	22
Dec	12	51	14	28	24
YTD 22-23	34	151	64	99	57
FY 21-22	212	1,378	90	501	276

December 2022 - Animal Shelter



HUMAN RESOURCES DEPARTMENT
MONTHLY REPORT
DECEMBER 2022

PERSONNEL								Monthly Totals	YTD Totals
Number of Employees, Volunteers, and Others	HIRED	TRANSFERRED	RESIGNED	DISMISSED	RETIRED	DECEASED	OTH		
Regular Full-Time (566 budgeted slots for fiscal year)	4		3	1	5	1		691	705
Regular Part-Time (65 budgeted slots for fiscal year)								50	51
Temporary Full-Time								0	0
Temporary Part-Time								0	0
	31		18	2	6	1		741	756
Reserve Police Officers								15	15
Volunteer Firefighters								25	25
Texas Workforce Solutions/Work Experience								0	0
AARP Participants								5	14
Community Service - Processed								0	0
Volunteers							14	148	160
								193	214
Staffing									
Request for Positions Processed								17	56
Positions Advertised								28	78
Application for Employment Processed								101	352
Volunteer Applications Processed								9	43
Interviews Processed								39	113
Job Offers Processed								4	31
New Hire Enrollments Processed								4	31
Pre-Employment Screenings									
Driver License Checks (MVR)								4	31
Mission Police/Mission Municipal Court Record Check								4	31
Hidalgo County Courthouse								4	31
Criminal History Background/Sex Offender Check (DPS)								13	74
Drug Testing, Physical and Pre-placement Screening								4	31
PERSONNEL, con't									
Human Resources Department Visitors:									
Employees, Citizens, Vendors/Representatives Assisted								162	594
Exit Interviews Conducted:									
Employee Exit Interview								3	9
Supervisor Exit Interview								1	4
Family and Medical Leave Act (FMLA) Forms Processed:									
FMLA Requests								4	26
-- Employee's Serious Health Condition								2	11
-- Family Member's Serious Health Condition								2	10
-- Birth of a Child								0	5
-- Military Family Leave								0	0
-- Injury or Illness of Covered Servicemember								0	0
FMLA Approvals								6	24
FMLA Denials/Withdrawals								0	1
FMLA Return-to-Work								5	16
Employees out on FMLA								18	52
Forms Processed									
Employee Change of Status Forms Processed								45	846
Employee Requests for Personnel Information Processed								1	5
Employee Disciplinary Forms Processed								5	16
Employee Grievance's Processed								0	1
Employment Verifications Processed								10	34
Unemployment Claims Processed								0	0
Public Information Requests Processed								7	19

HUMAN RESOURCES DEPARTMENT
MONTHLY REPORT
DECEMBER 2022

PERSONNEL TRAINING SEMINARS	Training Seminars	Employees Attended
Fiscal YTD Personnel Training Seminars		
10/13/2022 - DOL - FMLA Training	1	28
10/13/2022 - DOL - Wage & Hour	1	31
10/14/2022 - Director Leadership Retreat	1	45
11/09/2022 - HR Consortium Supervisor Seminar	1	36
11/10/2022 - TML Webinar: Ethics & Integrity in City Government	1	45
HEALTH & WELLNESS SEMINARS/EVENTS		
Fiscal YTD Health & Wellness Seminars		
10/03/2022 - Breast Cancer Awareness Luncheon	1	113
10/18/2022 - Delta Dental Informational Session	2	53
10/18/2022 - Airrosti - Health at Your Desk	1	8
10/25/2022 - BCBS Informational Sessions (8)	8	380
10/26/2022 - BCBS Informational Sessions (5)	5	210
10/26/2022 - Health Fair	1	168
11/02/2022 - Airrosti - On-site treatment	1	5
11/04/2022 - Pickleball Tournament	1	12
11/08/2022 - BCBS Virtual Informational Session	2	10
11/08/2022 - BCBS Mobile App Demo	1	4
11/08/2022 - Airrosti - On-site treatment	1	5
11/10/2022 - Veterans Luncheon	1	60
11/15/2022 - Employee Appreciation Luncheon	1	250
11/16/2022 - Lab Work Consultation	1	120
11/16/2022 - Employee Turkey Distribution	1	600
11/17/2022 - Health and Wellness Seminar - Diabetes Awareness	1	18
11/30/2022 - No Shave November	1	38
12/02/2022 - Airrosti - On-site treatment	1	5
12/06/2022 - Airrosti - Muscle and Joint Pain Webinar	1	3
12/08/2022 - Airrosti - Muscle and Joint Pain Webinar	1	4
12/13/2022 - Airrosti - Muscle and Joint Pain Webinar	1	2
12/15/2022 - Airrosti - Muscle and Joint Pain Webinar	1	4
Fiscal YTD Totals:	22	901

MISSION HISTORICAL MUSEUM

Departmental Report December 2022

"It's a side of museums that many people don't see and sometimes don't understand when they see it in your budget. It's something that happens out of the way and it's not flashy but we're ensuring the long-term health of the cultural legacy of the area."



PERFORMANCE INDICATORS:

FY 2022-2023			
Performance Indicators	October	November	December
General Attendance	62	20	65
Programs	1,000	0	123
Tours	0	5	0
Social Media	3,789	3289	9,179
Outreach	0	60	20
Meetings Hosted	0	0	0
Total:	4,851	3,374	9,387

of people served (December 1– December 31)

Public and Educational Programs/Events

Past Programs/Events:

Nov 10th Veterans Day Mixer

Upcoming Programs/Events:

Dec 8th Museum 20th Anniversary
 Dec 10th MHM Lecture Series
 Jan 13th MHM Lecture Series
 Jan 20th Turning of the Quilt
 Feb 11th MHM Lecture Series
 Feb 24th Grapefruit Classic Golf Tournament

Other Items:

Ongoing History of Mission Loteria Game
 Ongoing Mission: Timeline (completed)
 Dec Humanities Texas Relief Grant (in production)
 Jan Quilt Show Exhibit

MISSION FIRE DEPARTMENT

MONTHLY REPORTS

DECEMBER 2022



“Dedicated to the Community we Protect... and Serve”

Mission Fire Department

Mission, TX

This report was generated on 1/11/2023 7:45:37 AM



Incident Type Count per Station for Date Range

Start Date: 12/01/2022 | End Date: 12/31/2022

INCIDENT TYPE	# INCIDENTS
Station: 1 - CENTRAL	
111 - Building fire	1
311 - Medical assist, assist EMS crew	6
320 - Emergency medical service, other	4
321 - EMS call, excluding vehicle accident with injury	36
322 - Motor vehicle accident with injuries	6
324 - Motor vehicle accident with no injuries.	2
350 - Extrication, rescue, other	1
412 - Gas leak (natural gas or LPG)	2
422 - Chemical spill or leak	1
444 - Power line down	1
500 - Service Call, other	2
511 - Lock-out	7
531 - Smoke or odor removal	4
561 - Unauthorized burning	1
611 - Dispatched & cancelled en route	7
622 - No incident found on arrival at dispatch address	6
651 - Smoke scare, odor of smoke	2
733 - Smoke detector activation due to malfunction	2
742 - Extinguishing system activation	1
900 - Special type of incident, other	1
# Incidents for 1 - Central:	93
Station: 2 - STATION 2	
131 - Passenger vehicle fire	1
154 - Dumpster or other outside trash receptacle fire	1
162 - Outside equipment fire	1
320 - Emergency medical service, other	3
321 - EMS call, excluding vehicle accident with injury	38
322 - Motor vehicle accident with injuries	1
323 - Motor vehicle/pedestrian accident (MV Ped)	1
324 - Motor vehicle accident with no injuries.	3
331 - Lock-in (if lock out , use 511)	1
412 - Gas leak (natural gas or LPG)	3
441 - Heat from short circuit (wiring), defective/worn	1
510 - Person in distress, other	4
554 - Assist Invalid	6

Only REVIEWED incidents included.



INCIDENT TYPE	# INCIDENTS
200 - Overpressure rupture, explosion, overheat other	1
311 - Medical assist, assist EMS crew	4
321 - EMS call, excluding vehicle accident with injury	20
322 - Motor vehicle accident with injuries	5
324 - Motor vehicle accident with no injuries.	3
445 - Arcing, shorted electrical equipment	2
500 - Service Call, other	2
511 - Lock-out	2
561 - Unauthorized burning	1
600 - Good intent call, other	1
611 - Dispatched & cancelled en route	5
622 - No incident found on arrival at dispatch address	2
700 - False alarm or false call, other	1
735 - Alarm system sounded due to malfunction	1
# Incidents for 4 - Station 4:	54

Station: 5 - STATION 5

131 - Passenger vehicle fire	1
150 - Outside rubbish fire, other	2
311 - Medical assist, assist EMS crew	1
321 - EMS call, excluding vehicle accident with injury	19
322 - Motor vehicle accident with injuries	3
411 - Gasoline or other flammable liquid spill	1
441 - Heat from short circuit (wiring), defective/worn	1
445 - Arcing, shorted electrical equipment	1
463 - Vehicle accident, general cleanup	1
551 - Assist police or other governmental agency	2
554 - Assist invalid	1
611 - Dispatched & cancelled en route	1
622 - No incident found on arrival at dispatch address	2
653 - Smoke from barbecue, tar kettle	1
735 - Alarm system sounded due to malfunction	1
743 - Smoke detector activation, no fire - unintentional	3
# Incidents for 5 - Station 5:	41

Only REVIEWED incidents included.



Mission Fire Department

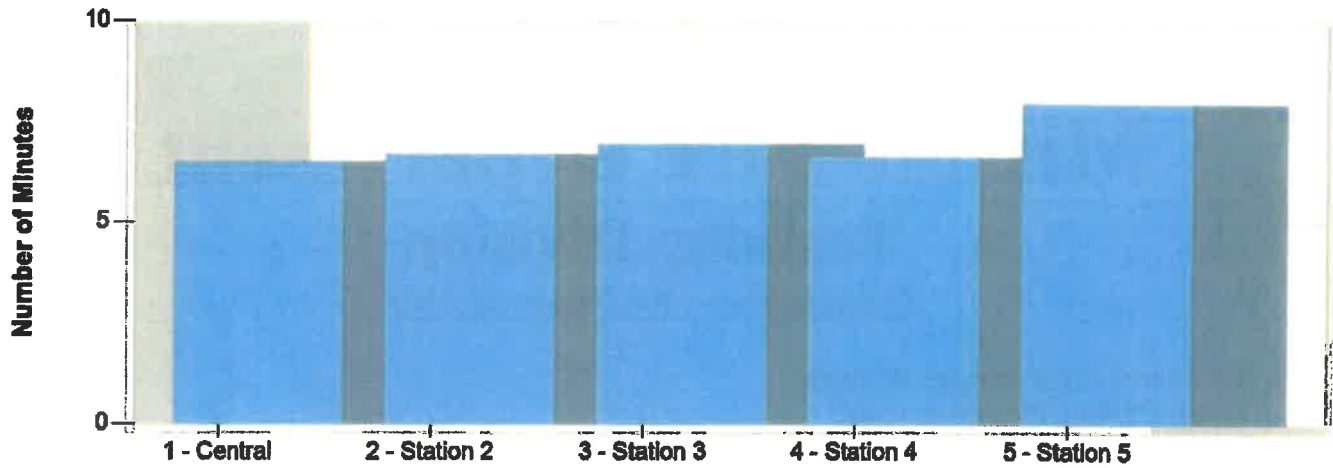
Mission, TX

This report was generated on 1/11/2023 7:48:09 AM



Average Response Time per Station for Date Range

Start Date: 12/01/2022 | End Date: 12/31/2022



STATION	AVERAGE RESPONSE MM:SS (Dispatch to Arrived)
1 - Central	6:31
2 - Station 2	6:42
3 - Station 3	6:58
4 - Station 4	6:39
5 - Station 5	7:58

AVERAGE RESPONSE TIME calculated from the average time difference between DISPATCH and ARRIVED times on Basic Info 4. Only REVIEWED incidents included.



emergencyreporting.com

Doc Id: 56

Page # 1 of 1

Training Hours Total for December 2022:

Fire: 114 hours
Classroom/Online: 31 hours
Hands-On/Skills: 83 hours *Drone: 0 hours*
EMS: 925.5 hours
Special Ops: 0 hours
Haz-Mat: 0 hours

Respectfully,



Richard A. Cruz
Captain - Training Division

“Train Like Your Life Depends on it...Because It Does!”



Previous Month v Dec 1, 2022 - Dec 31, 2022 v

Counts

% Rows % Columns % All

Week Ending	12/4/22	12/11/22	12/18/22	12/25/22	1/1/23	1/8/23	1/15/23	1/22/23	1/29/23	2/5/23	2/12/23	2/19/23	2/26/23	Total
-------------	---------	----------	----------	----------	--------	--------	---------	---------	---------	--------	---------	---------	---------	-------

Abdominal Pain		1	1	3	4									9
Acute abdomen			1											1
Acute Respiratory Distress (Dyspnea)	5				2									7
Allergic Reaction	1	1												2
Altered Mental Status		2	1	1	2									6
Anxiety reaction/Emot... upset	1		1											2
Burn					1									1
Cardiac arrest	1				1									2
Cardiac arrhythmia/dy..					1									1
Chest Pain / Discomfort			1	2										3
Dehydration		1												1
Diabetic Hyperglycemia			2	2										4
Diabetic Hypoglycemia					1									1
Dizziness				1										1
Extremity Pain					1									1
Eye Pain		1												1
Generalized Weakness		2	3	3	2									10
Headache	1	1												2
Hemorrhage		1	1											2
Hypertension		1												1
Injury	1	4	4	7	2									18
Laceration/Ab. (minor surface trauma)		1												1
Mental disorder				1										1
Nausea				2	1									3
No Complaints or Injury/Illness Noted	1	1	2	1	5									10



Previous Month ▾ Dec 1, 2022 - Dec 31, 2022 ▾

07:12

MM:SS
Average Response Time

10:00

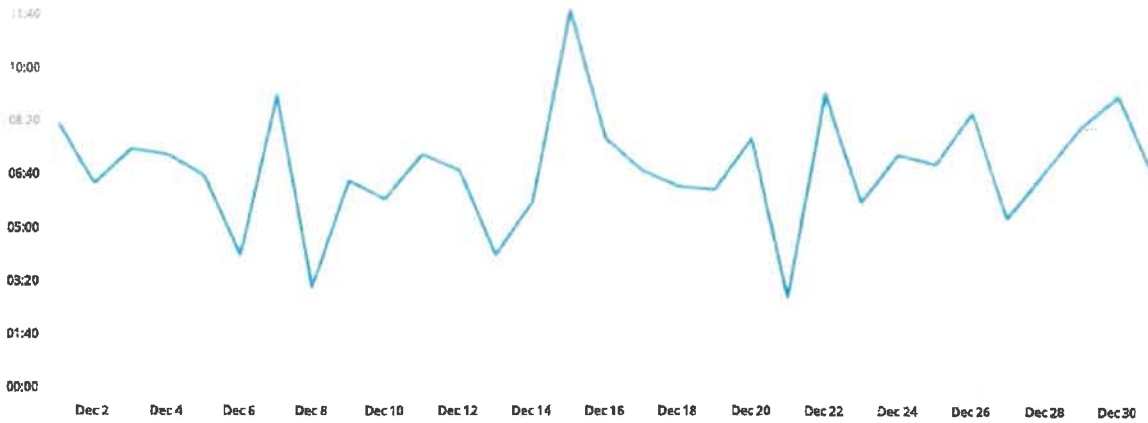
MM:SS
90th Percentile Response Time

31

DAYS
In Selected Time Slice

110

UNIT RESPONSES
In Selected Time Slice



	Counts	% Rows	% Columns	% All										
Week Ending	12/4/22	12/11/22	12/18/22	12/25/22	1/1/23	1/8/23	1/15/23	1/22/23	1/29/23	2/5/23	2/12/23	2/19/23	2/26/23	Total
00:00 - 04:59	2	6	1	3	2									14
05:00 - 07:59	6	10	11	9	16									52
08:00 - 08:59	2	5	2	4	2									15
09:00 - 09:59			1	2	4									7
10:00 - 11:59	1	3	2	3	6									15
12:00 - 14:59	2		1	2	1									6
15:00 - 16:59														
17:00 - 17:59			1											1
18:00 - 19:59														
20:00 - 29:59														
30:00 - 59:59														
Total	13	24	19	23	31									110
Exceptions														5

Mission Police Department



Monthly Report
December 2022



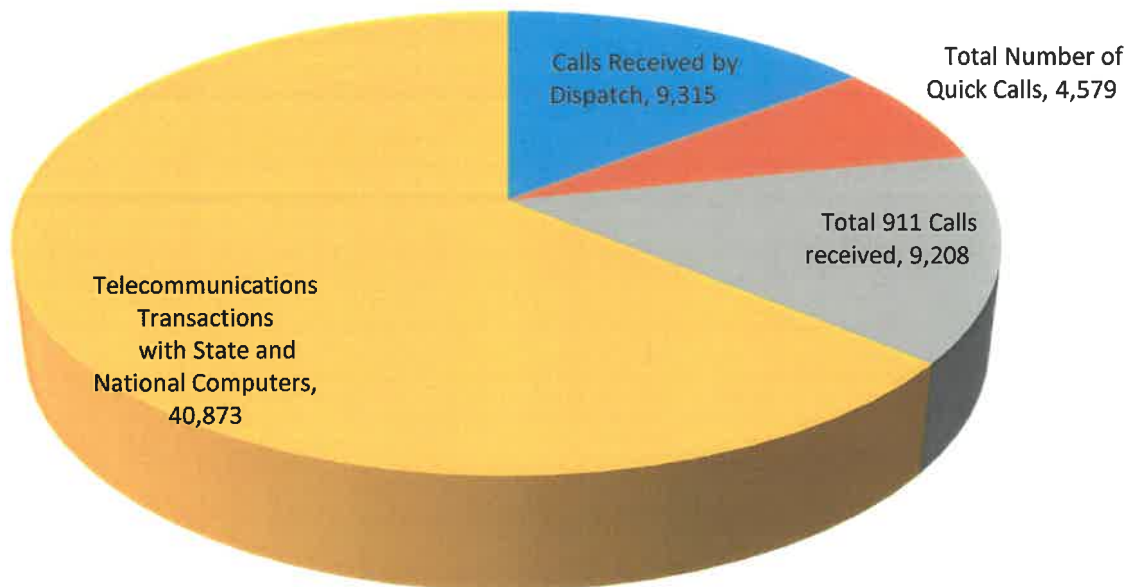
Mission Police Department

Monthly Report for December 2022



Communications Division

	Dec 22	FY 22-23 YTD
Calls Received by Dispatch	3,271	9,315
Total Number of Quick Calls	1,089	4,579
Total 911 Calls received	3,689	9,208
Telecommunications Transactions with State and National Computers	12,683	40,873



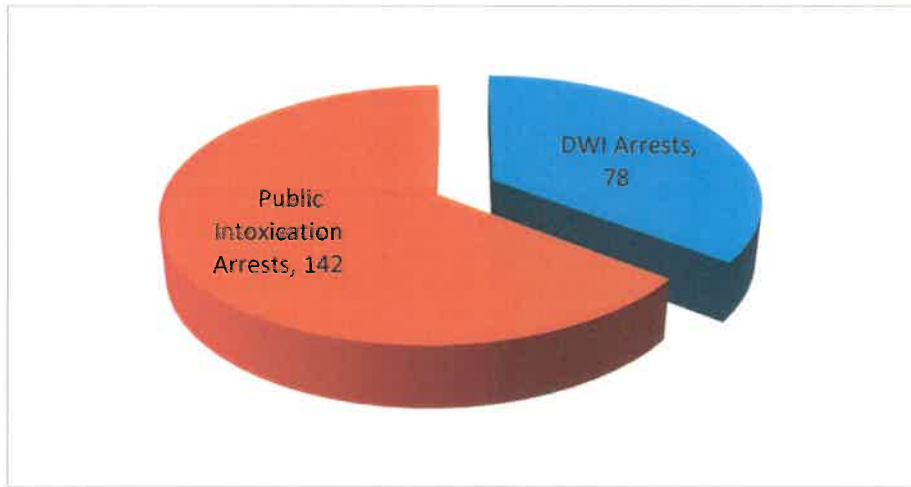


Mission Police Department Monthly Report for December 2022



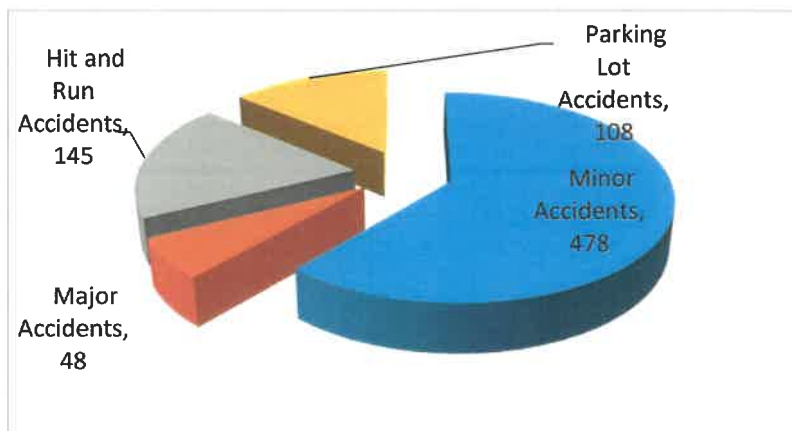
Patrol Division

	Dec 22	FY 22-23 YTD
DWI Arrests	38	78
Public Intoxication Arrests	67	142



Traffic Division

	Dec 22	FY 22-23 YTD
Minor Accidents	168	478
Major Accidents	21	48
Hit and Run Accidents	48	145
Parking Lot Accidents	54	108





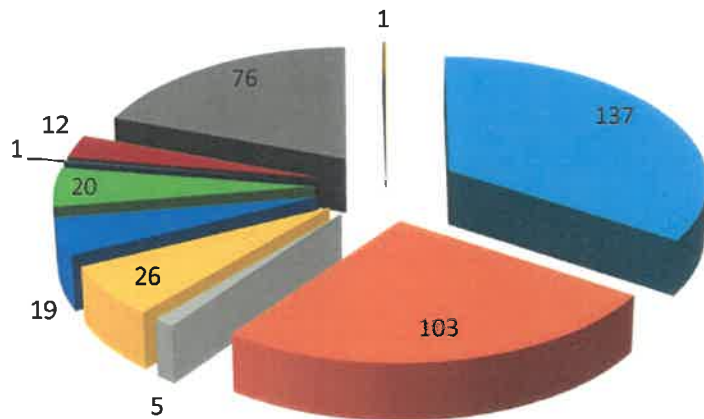
Criminal Investigations Criminal Case Submissions



Adult Misdemeanor Cases Submitted to DA's Office
 Adult Felony Cases Submitted to DA's Office
 Adult Cases Submitted to Mission Municipal Court
 Adult Misdemeanor Arrests
 Adult Felony Arrest
 Juvenile Misdemeanor Cases Submitted to Juvenile Probation Department
 Juvenile Felony Cases Submitted to Juvenile Probation Department
 Juvenile Cases Submitted to Mission Municipal Court
 Juvenile Misdemeanor Arrests
 Juvenile Felony Arrests

	Dec 22	FY 22-23 YTD
Adult Misdemeanor Cases Submitted to DA's Office	18	137
Adult Felony Cases Submitted to DA's Office	37	103
Adult Cases Submitted to Mission Municipal Court	4	5
Adult Misdemeanor Arrests	5	26
Adult Felony Arrest	6	19
Juvenile Misdemeanor Cases Submitted to Juvenile Probation Department	5	20
Juvenile Felony Cases Submitted to Juvenile Probation Department	1	1
Juvenile Cases Submitted to Mission Municipal Court	3	12
Juvenile Misdemeanor Arrests	5	76
Juvenile Felony Arrests	1	1

Dec 22



- Adult Misdemeanor Cases Submitted to DA's Office
- Adult Felony Cases Submitted to DA's Office
- Adult Cases Submitted to Mission Municipal Court
- Adult Misdemeanor Arrests
- Adult Felony Arrest
- Juvenile Misdemeanor Cases Submitted to Juvenile Probation Department
- Juvenile Felony Cases Submitted to Juvenile Probation Department



Mission Police Department

Monthly Report for December 2022

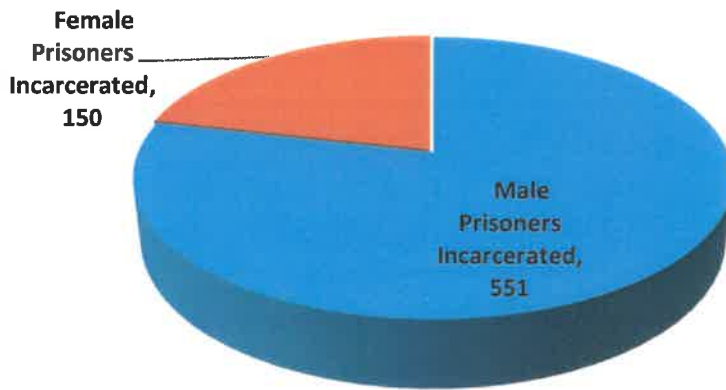


Jail Division

Adults:

Male Prisoners Incarcerated
 Female Prisoners Incarcerated

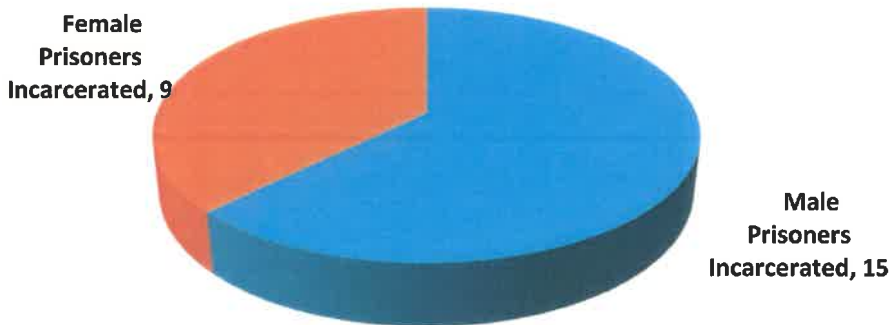
	<u>Dec 22</u>	<u>FY 22-23 YTD</u>
Male Prisoners Incarcerated	201	551
Female Prisoners Incarcerated	52	150
Total	253	701



Juveniles:

Male Prisoners Incarcerated
 Female Prisoners Incarcerated

	<u>Dec 22</u>	<u>FY 22-23 YTD</u>
Male Prisoners Incarcerated	6	15
Female Prisoners Incarcerated	1	9
Total	7	24





Narcotics Division -DEA

	Dec 22	FY 22-23 YTD
Seizures		
Marihuana (lbs)	0.00	344.46
(Street Value -\$506.00 per pound)	\$0.00	\$174,296.76
Cocaine (kilos)	0	83.41
(Street Value -\$21,000.00 per Kilo)	\$0.00	\$1,751,610.00
Vicodin	0	0.00
(Street Value -\$3.00 per pill)	\$0.00	\$0.00
Heroin (kilos)	0	0.00
(Street Value -\$17,680.00 per Kilo)	\$0.00	\$0.00
Methamphetamine (kilos)	0	0.00
(Street Value -\$11,925.00 per Kilo)	\$0.00	\$0.00
Currency Seizures:	\$18,800.00	\$30,120.00
Vehicle Seizures:	0	2
Arrest:	0	7

Narcotics Division -Immigration & Customs Enforcement

	Dec 22	FY 22-23 YTD
Seizures		
Marihuana (lbs)	0	0.00
(Street Value -\$506.00 per pound)	\$0.00	\$0.00
Cocaine (kilos)	98	146.50
(Street Value -\$21,000.00 per Kilo)	\$2,058,000.00	\$3,076,500.00
Heroin (kilos)	0	0.00
(Street Value -\$17,680.00 per Kilo)	\$0.00	\$0.00
Methamphetamine (kilos)	1374	1374.00
(Street Value -\$11,925.00 per Kilo)	\$16,384,950.00	\$16,384,950.00
Currency Seizures:	\$645,120.00	\$645,120.00
Vehicle Seizures:	0	0
Arrest:	3	9



Mission Police and Criminal Investigations

Narcotics

	<u>Dec 22</u>	<u>FY 22-23 YTD</u>
Marihuana (pounds)	0.30	0.71
(Street Value -\$506.00 per pound)	\$150.79	\$358.25
Cocaine (kilos)	0.0050	0.04
(Street Value -\$21,000.00 per Kilo)	\$105.00	\$785.40
Currency	\$0.00	\$32.13

U.S. Marshal Task Force

	<u>Dec 22</u>	<u>FY 22-23 YTD</u>
Fugitive Apprehension	74	240
Mission CIB Warrants	4	11



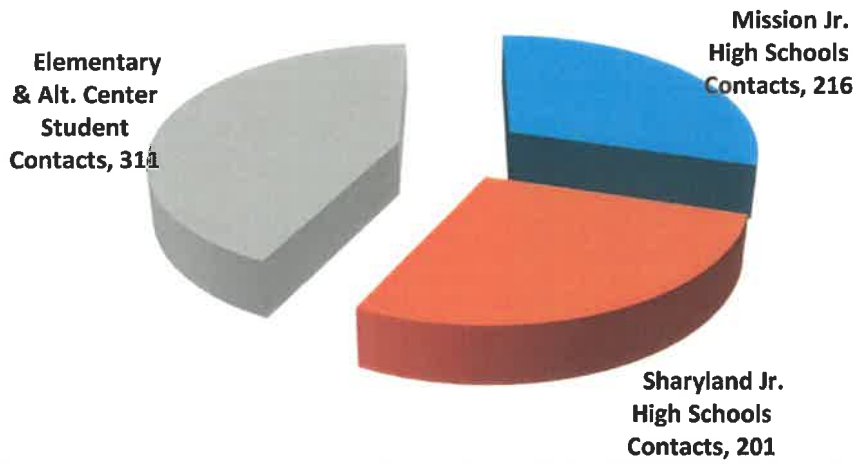
Mission Police Department

Monthly Report for December 2022



Educational Resource Officer Program

	<u>Dec 22</u>	<u>FY 22-23 YTD</u>
Mission Jr. High Schools Contacts	67	216
Sharyland Jr. High Schools Contacts	75	201
Elementary & Alt. Center Student Contacts	74	311



	<u>Dec 22</u>	<u>FY 22-23 YTD</u>
Mission High Schools	163	488
Sharyland High Schools	120	409

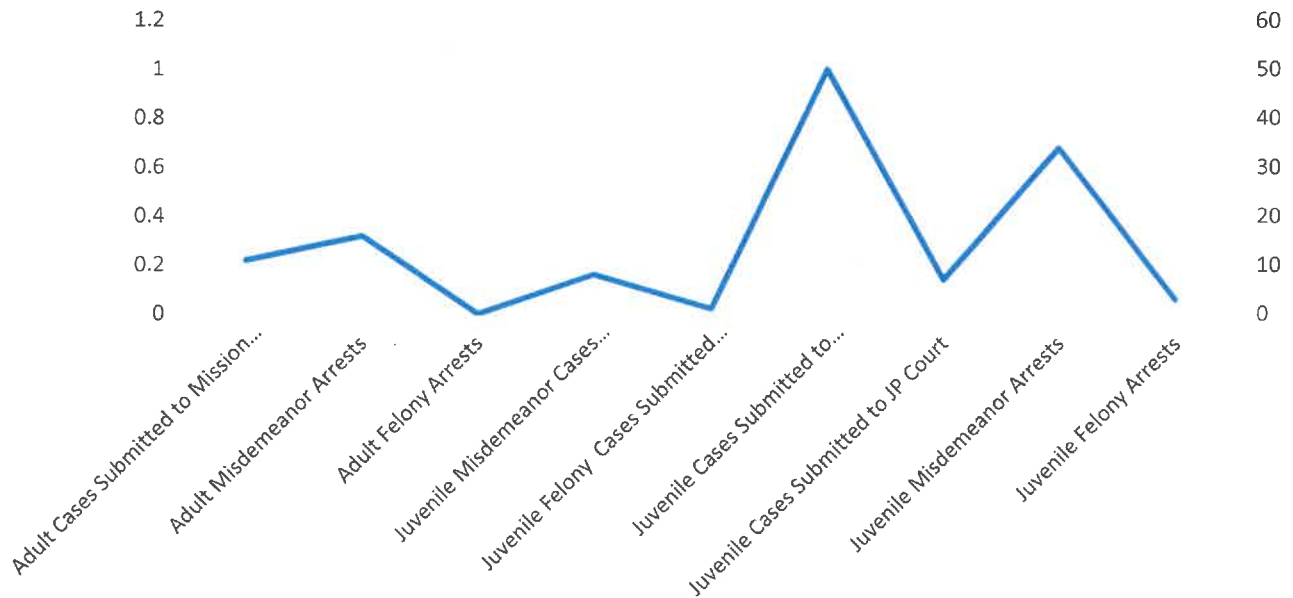


Adult & Juvenile Cases Submitted by Police Officers Assigned to Mission & Sharyland Schools



	Dec 22	FY 22-23 YTD
Adult Cases Submitted to Mission Municipal Court	4	11
Adult Misdemeanor Arrests	5	16
Adult Felony Arrests	0	0
Juvenile Misdemeanor Cases Submitted to Juvenile Probation Department	2	8
Juvenile Felony Cases Submitted to Juvenile Probation Department	1	1
Juvenile Cases Submitted to Mission Municipal Court	20	50
Juvenile Cases Submitted to JP Court	4	7
Juvenile Misdemeanor Arrests	7	34
Juvenile Felony Arrests	0	3

Adult & Juvenile Cases Submitted by Police Officers





Mission Police Department

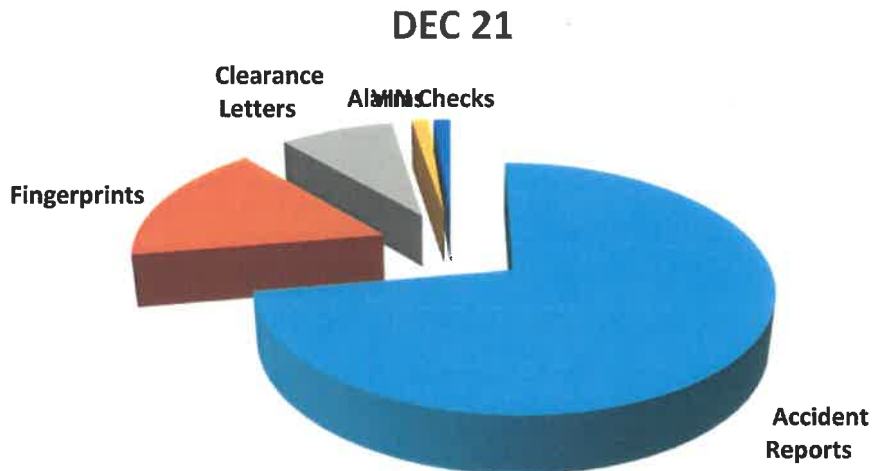
Monthly Report for December 2022



Records Division

The following entries from our records division are actual persons visiting the Mission Police Department facility to obtain copies of reports; getting fingerprinted; job applications; clearance letter for job applications; vehicle identification number clearance letters for people buying used motor vehicles; persons visiting our warrant officers, criminal investigations or administrative personnel for assistance in police related matters.

	<u>Dec 21</u>	<u>FY 22-23 YTD</u>
Accident Reports	64	224
Fingerprints	22	51
Clearance Letters	5	27
Alarms	4	4
VIN Checks	0	4
TOTAL	95	310



City of Mission – Departmental Report



Department Name	Director Name	Date assumed position
Procurement	Peter Geddes	8/30/2021
REPORTING DATE:	December 2022	

Personnel/Staffing:

Type	Budgeted	Expensed	Balance Remaining	Percent Expensed
Part Time	0	0	0	0
Full Time	\$215,099	\$49,630.33	\$165,469	23.1%

Welcome New Employees: N/A

Financial: This section will provide the Council with an overview of total budgeted, encumbered amounts with balance remaining and a percentage at the end. These are overall departmental numbers.

Salary & Benefits:

Budgeted	Expensed	Balance Remaining	% used
\$287,239	\$64,821	\$222,418	22.6%

Operations & Maintenance:

Budgeted	Expensed	Balance Remaining	% used
\$49,165	\$13,916	\$35,249	28.3%

Capital Outlay:

Budgeted	Expensed	Balance Remaining	% used
\$0	\$0	\$0	0.0%

Highlights:

Overall budget 3% used for the FY. On track to meet budget for FY22-23.

City of Mission – Departmental Report

Major Projects:

Project Name/Description	Percent Complete	Total Estimated Budgeted Cost
Vehicle Leases: Receive Round 2 vehicles (received 35 of 39)	90%	\$327k
Vehicle Leases: Receive Round 3 Vehicles; est. for Spring 2023	0%	\$270k (General Fund)
Paperless: PO's	15%	\$0

Upcoming Events/Projects: 30 Days:

- Scheduled one (1) solicitation openings in January (waterline supplies)
- Notice to Proceed in January for 7 solicitations:
 - Includes 1 of 7 drainage projects (4 already issued)
- Solicitation for Taylor Road Construction (TxDot) - Notice to Proceed in January
- Training for Director and two staff members to be Certified Texas Contract Manager
 - Schedule Training for Crissy, Edgar (February 9-10)
- Utilities Billing Project
 - Update all rates based on new ordinance
 - Audit Team to verify (Saturdays in January and February)

60 Days:

- Paperless PO's with InCode
 - Form has been created and approved
 - Training in January for electronic signature
 - Pending implementation of scanning feature for approvals (18 months)

90 Days:

- Solicitations
- Review and update Purchasing Policy Manual

Potential Issues: None to report

Statistics:

- Purchase Orders Processed for DEC 1 – DEC 31.
 - a. DEC 1 – DEC 30, 2023: 246 PO's
 - b. DEC 1 – DEC 30, 2022: 175 PO's

Solicitations

City of Mission – Departmental Report

#	Type	Number	Description	Council Approval Solidit	Post Solicitation	Bid Opening	Council Approval to Award	Award and Contract	Notice to Proceed
40	RFB	22-311	Manhole Rehabilitation	2/28/2022	3/28/2022	4/13/2022	4/25/2022	4/28/2022	1/29/2023
48	RFB	22-501	Drainage Glasscock	6/21/2022	7/29/2022	8/26/2022	9/12/2022	10/17/2022	1/18/2023
33	RFB	22-472	Taylor Road - Construction	6/21/2022	8/26/2022	9/22/2022	10/24/2022	11/29/2022	1/18/2023
38	RFB	23-001	Filter Media	8/8/2022	9/23/2022	10/14/2022	11/14/2022	12/19/2022	1/18/2023
46	RFB	23-028	Odor Control Chemicals	9/26/2022	10/17/2022	10/31/2022	11/28/2022	12/20/2022	1/20/2023
46	RFB	23-091	Powder Activated Carbon	10/24/2022	11/7/2022	11/21/2022	12/12/2022	12/23/2022	1/12/2023
38	RFQ	23-092	On-Call Engineering	7/13/2022	11/7/2022	11/28/2022	1/9/2023	1/12/2023	1/26/2023
46	RFB	23-008	Sludge Management	9/26/2022	10/10/2022	10/24/2022	1/23/2023	1/26/2023	2/9/2023
50	RFP	23-133	City Hall Roof Replacement	10/10/2022	12/2/2022	12/27/2022	1/23/2023	1/26/2023	2/9/2023
52	RFB	23-	Fitness Equipment (Fire)	12/12/2022	1/20/2023	2/3/2023	2/13/2023	2/16/2023	3/2/2023
53	RFB	23-	Waterline Supplies	12/12/2022	12/28/2022	1/18/2023	2/13/2023	2/16/2023	3/2/2023
38	RFB	23-	Drainage Elm	8/8/2022	1/27/2023	2/17/2023	2/13/2023	2/16/2023	3/2/2023
45	RFB	23-	Parks Restrooms	6/21/2022	1/29/2023	2/13/2023	2/13/2023	2/17/2023	3/1/2023
38	RFB	23-	Bryan Road	8/8/2022	1/21/2023	2/11/2023	2/27/2023	3/2/2023	3/16/2023
31	RFP	23-110	Lions Park Construction	10/24/2022	1/19/2023	2/16/2023	3/13/2023	3/17/2023	3/29/2023
51	RFP	23-	Parks Roof Replacement	3/13/2023	3/19/2023	4/9/2023	4/24/2023	4/27/2023	5/11/2023
38	RFB	23-	Drainage Leandro	8/8/2022	1/31/2023	2/21/2023	3/13/2023	3/16/2023	3/30/2023
38	RFB	23-	Holland Road	8/8/2022	2/10/2023	2/24/2023	3/10/2023	3/13/2023	3/27/2023

- 42 Bid Numbers Assigned for December 1 – December 31, 2022

Department	Count of Bids
Fire	11
Parks and Recreation	6
Sanitation	5
Streets	3
IT	3
Engineering	2
CDBG	2
Water Distribution	2
MEC	2
Finance	1
Media	1
Boys & Girls Club	1
Executive	1
Media Relations	1
Police	1
Grand Total	42

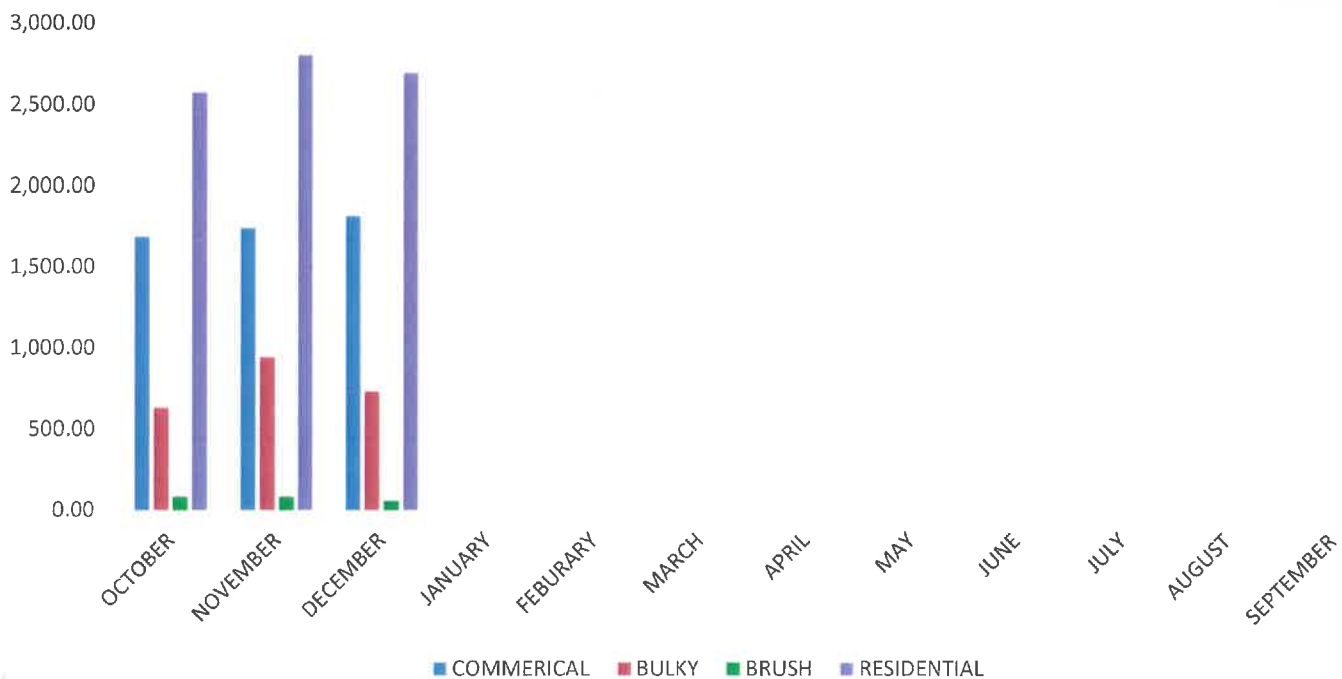
- Conducted one (1) pre-bid meeting, two (2) bid openings
- Held five (5) vendor meetings and processed forty-five (45) new vendor applications. Total vendors on ProcureWare 3,838.

SANITATION DEPARTMENT

For the month of December 2022, the City of Mission Sanitation Department disposed of a combined 5245.29 tons of trash/bulky items. In addition, 4648.00 cubic yards of brush was collected at our sanitation landfill.

Month	TONS	CUBIC YARDS	TONS	TONS	TONS
	RESIDENTIAL	BRUSH	BULKY	COMMERICAL	BRUSH
OCTOBER	2,574.99	6,552.00	636.00	1,688.36	88.452
NOVEMBER	2,804.30	6440.00	944.89	1740.00	86.94
DECEMBER	2,694.88	4648.00	735.00	1815.41	62.748
JANUARY					0
FEBURARY					0
MARCH					0
APRIL					0
MAY					0
JUNE					0
JULY					0
AUGUST					0
SEPTEMBER					0
Total	8,074.17	17,640.00	2,315.89	5,243.77	238.14

2022 - 2023 SANITATION PICK UP (TONS)



MISSION MUNICIPAL COURT

Dec-22

Y-T- D COMPARISON	2022	2021	DEC COMPARISON	2022	2021
FEES & FINES TOTAL	\$401,666.21	\$343,776.17	FEES & FINES TOTAL	\$136,679.02	\$101,158.72
LOCAL FINES	\$129,324.47	\$113,577.36	LOCAL FINES	\$43,870.36	\$34,962.57
LOCAL COSTS AND FEES	\$32,236.54	\$26,414.00	LOCAL COSTS AND FEES	\$9,248.52	\$7,591.29
COLLECTIONS FOR STATE	\$240,105.20	\$203,784.81	COLLECTIONS FOR STATE	\$83,560.14	\$58,604.86
TOTAL COLLECTIONS	\$401,666.21	\$343,776.17	TOTAL COLLECTIONS	\$136,679.02	\$101,158.72

VIOLATIONS FILED

STATE LAW	1375	953 TOTAL VIOLATIONS		
TRAFFIC	2089	1208 CASES:		
PARKING	4	6 TOTAL PAID	844	867
EDUCATION CO	1	0 OTHER COMPLETED	640	424
CITY ORDINANC	153	202	229	328
TOTAL	3622	2369	869	752

COMPLETE CASES

TOTAL PAID	1783	1467	WARRANTS:	
OTHER COMPLETED	779	805	ISSUED	1,474
TOTAL	2562	2272	CLEARED	1024
				1,113
				685

**WARRANTS:
ISSUED**

STATE LAW	2374	1773
TRAFFIC	1767	1219
PARKING	8	3
EDUCATION CO	3	15
CITY ORDINANC	118	162
TOTAL	4270	3172

CLEARED

STATE LAW	1916	1300
TRAFFIC	1386	858
PARKING	5	7
EDUCATION CO	16	13
CITY ORDINANC	145	145
TOTAL	3468	2323

A total of 47 Juvenile Cases were filed.
992 hours of community service hours were granted

Mission Event Center Revenue
12/01/2022 - 12. - 1/2022

Event Name	Event Start Date	Room Rental Charges	Function Total	Total Discounts	Total Payments Received	Balance Due	In kind
City of Mission Advisory Appreciation Luncheon	12/01/2022	\$1,500.00	\$1,500.00	\$1,500.00	\$0.00	\$0.00	\$1,500.00
Interlink Christmas Party	12/03/2022	\$1,500.00	\$6,011.00	\$0.00	\$6,011.00	\$0.00	\$0.00
CineSol 16th Annual 36 Hour Film Race Awards Ceremony	12/04/2022	\$1,250.00	\$2,150.00	\$2,150.00	\$0.00	\$0.00	\$2,150.00
Fellowship Christian Athlete Banquet	12/05/2022	\$1,500.00	\$2,575.00	\$0.00	\$2,575.00	\$0.00	\$0.00
Welcome Home RGV	12/06/2022	\$1,000.00	\$1,150.00	\$0.00	\$1,150.00	\$0.00	\$0.00
Mission Chamber of Commerce Health Fair	12/07/2022	\$1,500.00	\$1,500.00	\$1,500.00	\$0.00	\$0.00	\$1,500.00
Mission Chamber of Commerce Health Fair	12/08/2022	\$2,500.00	\$2,500.00	\$2,500.00	\$0.00	\$0.00	\$2,500.00
Mission Chamber of Commerce Health Fair	12/09/2022	\$1,500.00	\$1,500.00	\$1,500.00	\$0.00	\$0.00	\$1,500.00
Ochoa Wise Wedding	12/10/2022	\$3,000.00	\$4,275.00	\$0.00	\$4,275.00	\$0.00	\$0.00
City of Mission Civic Service Entry Level Test	12/12/2022	\$1,350.00	\$1,700.00	\$1,700.00	\$0.00	\$0.00	\$1,700.00
City of Mission Human Resource Service Award	12/13/2022	\$1,350.00	\$1,700.00	\$1,700.00	\$0.00	\$0.00	\$1,700.00
Texas Department of Transportation Safety Banquet	12/15/2022	\$2,850.00	\$3,725.00	\$0.00	\$0.00	\$3,725.00	\$0.00
City of Mission in Partnership with Spread the Warmth RGV	12/16/2022	\$2,500.00	\$2,500.00	\$2,500.00	\$0.00	\$0.00	\$2,500.00
UTRGV PA Graduation	12/16/2022	\$2,500.00	\$5,879.00	\$0.00	\$5,879.00	\$0.00	\$0.00
Hacienda Holiday Dinner	12/17/2022	\$6,500.00	\$14,748.00	\$0.00	\$14,748.00	\$0.00	\$0.00
PJ's Coffee & Subway Christmas Party	12/18/2022	\$700.00	\$1,600.00	\$0.00	\$1,600.00	\$0.00	\$0.00
STS Training Seminar	12/18/2022	\$1,350.00	\$2,100.00	\$0.00	\$2,100.00	\$0.00	\$0.00
Builders First Sources Appreciation Breakfast	12/20/2022	\$2,500.00	\$3,375.00	\$0.00	\$3,375.00	\$0.00	\$0.00
Christmas Family Church	12/22/2022	\$3,500.00	\$4,750.00	\$0.00	\$4,750.00	\$0.00	\$0.00
City of Mission Fire Department Staff Meeting	12/28/2022	\$550.00	\$550.00	\$550.00	\$0.00	\$0.00	\$550.00
Chavez-Barrera Wedding	12/29/2022	\$2,500.00	\$3,675.00	\$0.00	\$3,675.00	\$0.00	\$0.00

Grand Totals:

\$43,400.00 **\$69,463.00** **\$15,600.00** **\$50,138.00** **\$3,725.00** **\$15,600.00**