



## Public Works

**December 2024  
Monthly Report**



### Streets Project

Cummings / 20<sup>th</sup> St  
Alley Paving



### Water Distribution Department



Backflow Preventer for Fireline



Backflow Device Inspection



Backflow Flush



### Public Works Projects



# **PUBLIC WORKS**

## **Table of Contents**

### **December 2024**

<b>TITLE</b>	<b>PAGE</b>
<b>Utility Billing &amp; Collection</b> .....	<b>1</b>
Analytical Statistical Comparison - Utility Billing & Collection .....	1
<b>Water Distribution</b> .....	<b>2</b>
Water Distribution Utility Line Maintenance .....	2
Water Distribution Maintenance Benchmark Summary .....	3
<b>Utility Inspections</b> .....	<b>4</b>
Subdivision Inspections .....	4
Backflow Prevention Inspections .....	5
<b>Sewer Collection Maintenance</b> .....	<b>6</b>
Sewer Collection - Inspections Benchmark .....	6
<b>Water Treatment Plant Production</b> .....	<b>7</b>
Water Production .....	7
General Operations & Maintenance - North Water Treatment Plant .....	7
General Operations & Maintenance - South Water Treatment Plant .....	8
<b>Wastewater Treatment Plant Production</b> .....	<b>9</b>
Wastewater - Plant Status .....	9
Wastewater - Staff Developments .....	9
Wastewater - General Operations & Maintenance .....	9-10
Wastewater - Contract Work .....	10
Wastewater - Special Projects .....	10
<b>Pre-Treatment Plant - Operations &amp; Maintenance</b> .....	<b>10</b>
Sludge Removal Cubic Yards .....	10
<b>Street Department</b> .....	<b>11</b>
Street Improvement Projects .....	11
Street City Pothole Maintenance .....	12
Street City Miles Swept .....	12
Lot Maintenance/Demolished Home .....	12
Sign Shop Output Measures .....	13
Street Traffic Light Maintenance .....	13
<b>Storm Drainage Division Projects</b> .....	<b>14</b>
Alley Debris Collection & Mowing .....	14
Tire Removal .....	14
<b>Fleet Department</b> .....	<b>14</b>
<b>Administration - Request for Service Calls</b> .....	<b>15</b>
<b>Health Department</b> .....	<b>16</b>
Health Department Benchmark .....	16
Health Permits .....	17
Animal Control Service Calls .....	17
Animal Control .....	18-19

## Utility Billing and Collection

### ANALYTICAL STATISTICAL COMPARISON

#### ‡ UTILITY BILLING ACCRUALS ‡

BILLING TYPE	DEC - 2024	DEC - 2023	FYTD 24-25	FYTD 23-24
Water Consumption (Gals.)	377,747,000	314,353,000	1,075,237,000	1,207,913,000
Number of Customers	31,134	30,577		

#### WATER & WASTEWATER

Water Sales	\$ 1,254,208	\$ 1,138,134	\$ 3,607,474	\$ 3,989,917
Water Sales - <i>Granjeno</i>	2,340	2,210	6,773	7,776
Water Connections	34,893	16,230	105,523	76,230
Reconnect Fees	11,350	5,150	35,850	16,475
Sewage Service	719,504	637,446	2,049,922	2,144,787
Sewage Service - <i>Granjeno</i>	1,298	1,246	3,663	3,747
Wastewater Connections	11,280	5,060	31,200	23,100
Industrial Sewer Surcharge	1,612	1,935	2,254	1,935
Service Charge	10,884	9,625	33,722	29,431
<b>Total</b>	<b>\$ 2,047,369</b>	<b>\$ 1,817,036</b>	<b>\$ 5,876,381</b>	<b>\$ 6,293,398</b>

#### SANITATION

Garbage Fees	\$ 698,051	\$ 679,216	\$ 2,078,372	\$ 1,959,268
Brush Fees	106,429	104,645	315,747	311,382
<b>Total</b>	<b>\$ 804,480</b>	<b>\$ 783,861</b>	<b>\$ 2,394,119</b>	<b>\$ 2,270,650</b>

#### DRAINAGE ASSESSMENT FEE

Drainage Assessment Fee	\$ 107,230	\$ 105,484	\$ 320,994	\$ 316,143
<b>Total</b>	<b>\$ 107,230</b>	<b>\$ 105,484</b>	<b>\$ 320,994</b>	<b>\$ 316,143</b>

<b>Total Billing</b>	<b>\$ 2,959,079</b>	<b>\$ 2,706,381</b>	<b>\$ 8,591,494</b>	<b>\$ 8,880,191</b>
----------------------	---------------------	---------------------	---------------------	---------------------

#### ‡ UTILITY COLLECTIONS CASH ‡

COLLECTIONS	DEC - 2024	DEC - 2023	FYTD 24-25	FYTD 23-24
<b>Total Collections</b>	<b>\$ 2,095,824</b>	<b>\$ 1,972,777</b>	<b>\$ 5,807,630</b>	<b>\$ 6,477,958</b>



## Water Distribution

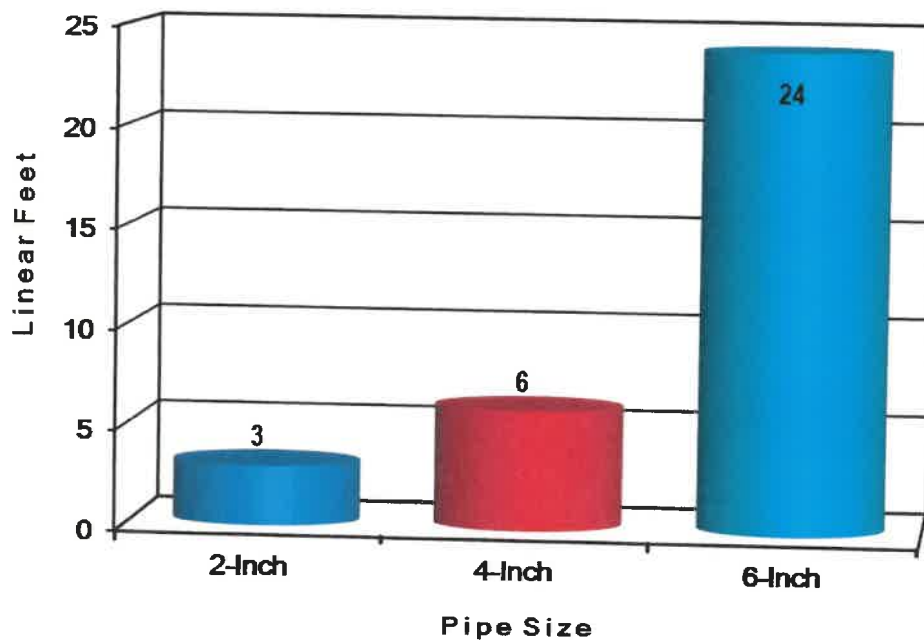
### Utility Line Installation

Water Distribution Crews installed 33 Linear Feet of Utility Line. Below are the locations where the broken line repairs took place. There were sixteen (16) major water line breaks repaired.

#### Water Distribution - Utility Line Installation

2-Inch		4-Inch		6-Inch	
1419 Perkins	3'	1603 Rio Grande	4'	1106 Sonora St	5'
		1500 Viejo Ln	2'	1901 Lake Point	19'
3 LF		6 LF		24 LF	

#### December 2024 Utility Pipe Line Installation



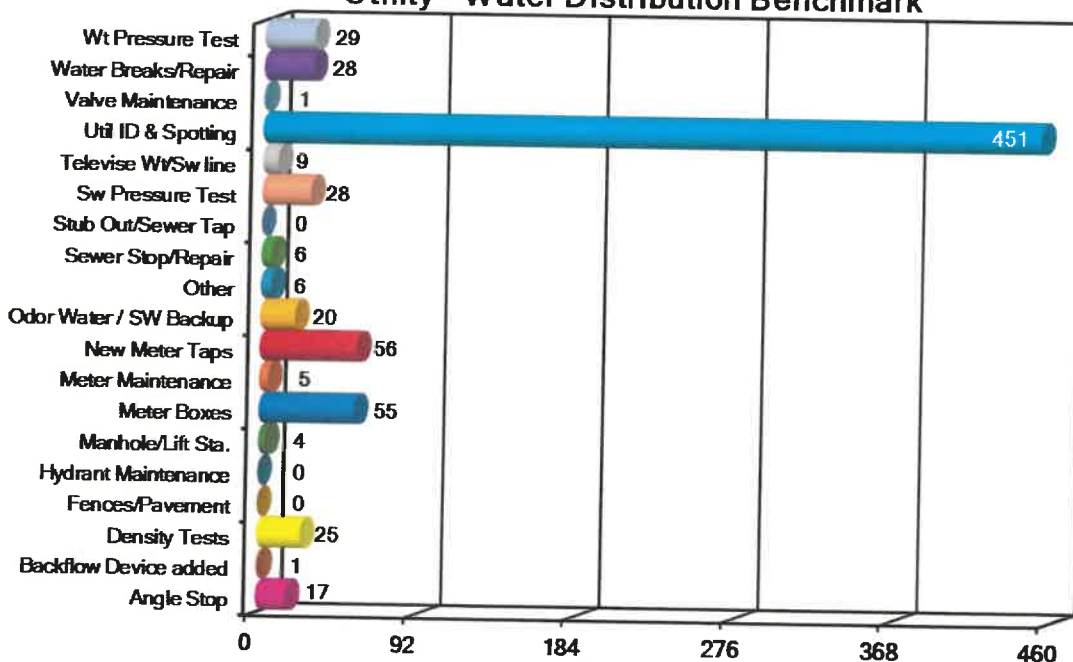
## Water Distribution

### Water Distribution - Maintenance Benchmark Summary

The following is Water Distribution's maintenance benchmark summary for December 2024

Service Type	Oct	Nov	Dec	FYTD 24-25	FY 23-24
Angle Stop	4	13	17	34	155
Backflow Device	0	0	1	1	1
Density Tests	18	10	25	53	144
Fences/Pavement	0	0	0	0	0
Hydrant Maintenance	2	0	0	2	505
Manhole/Lift Station	1	4	4	9	76
Meter Boxes	22	61	55	138	711
Meter Maintenance	1	3	5	9	127
New Meter Taps	29	72	56	157	744
Odor Water	7	17	20	44	190
Other	0	1	6	7	232
Sewer Stop/Repair/Tap	9	21	6	36	150
Stub Out Sewer	0	0	0	0	10
Sewer Pressure Test	5	2	28	35	89
Televise Sewer line	6	3	9	18	28
Utility ID & Spotting	720	533	451	1,704	7,764
Valve Maintenance	1	1	1	3	27
Water Break/Repair	50	27	28	105	450
Water Pressure Test	11	5	29	45	36
<b>Totals</b>	<b>886</b>	<b>773</b>	<b>741</b>	<b>2,400</b>	<b>11,439</b>

December 2024  
Utility - Water Distribution Benchmark



**Water Distribution - Utility Inspections** Utility Inspectors, Mr. Lupe Vela and Mr. Carlos Fuentes, conducted inspections on thirty-four sites see below, performed 25 Density Tests, 28 Air Tests, 28 Mandrel Tests. Inspectors worked on 125 line locates.

	Site/Subdivision	Start Date	Completion Date	Location	Inspection Description
1	All Heart Church	3/2023		3 Mile / Shary	Under Construction
2	Anacua Village	7/2024		Mayberry / 8 <sup>th</sup> St.	Under Construction
3	Anzalduas Industrial Park PH 1	4/2024		Military / Bryan	Under Construction
4	Anzalduas Industrial Park PH 7	3/2024		Military / Bryan	Under Construction
5	Augusto Contreras	2/2023		Shary / Bus 83	Under Construction
6	Bentsen Grove	9/2022		Inspiration / 1 Mile South	Under Construction
7	Bentsen Palm PH III	1/2023		Inspiration / 1 Mile South	Under Construction
8	Bryan Landing	7/2024		Bryan / N. 2 Mile	Under Construction
9	Camelias Plaza	9/2023		FM 495 / Bryan	Under Construction
10	Cap Storage Victoria Drive, LLC	6/2023		Shary / Victoria	Under Construction
11	City of Mission W-A15, S Conway L.S.	7/2020		Trinity / Conway South	Under Construction
12	Coastal Plaza	11/2021		Expressway / Bryan Road	Under Construction
13	Cross Church	7/2023		Expressway / Glasscock	Under Construction
14	Crystal Estates	9/2023		Inspiration Rd / Esperanza	Under Construction
15	Deleon-Zamora	7/2024		4 Mile / Conway	Under Construction
16	El Milagro PH I	12/2022		Los Indios / Bryan	Under Construction
17	Excel Carriers	7/2023		3 Mile / La Homa	Under Construction
18	Granada Subdivision PH II	11/2024		Los Indios / Grand Canal Dr	Under Construction
19	Holland Terrace	7/2024		Holland / 25 <sup>th</sup> St.	Under Construction
20	Khiti Chiropractic	7/2024		Bryan / Bus 83	Under Construction
21	Las Esperanzas	1/2023		Glasscock / Frontage 83	Under Construction
22	Las Misiones De San Jorge	9/2023		S Conway / Military	Under Construction
23	Lucksinger Apartments	9/2021		Lucksinger / Bus 83	Under Construction
24	Mayfair at Trinity	5/2024		Bryan / Trinity	Under Construction
25	Monarza Estates	9/2023		3 ½ N Mayberry	Under Construction
26	Retama Village VI	7/2024		Military / Schuerbach	Under Construction
27	Sendero Phase I	1/2023		1 Mile South	Under Construction
28	Sendero Phase II	2/2022		1 Mile South	Under Construction
29	Sharyland Bus Park PH I	3/2022		Anzalduas / Military	Under Construction
30	Shary Town Plaza	7/2023		Shary / 4 <sup>th</sup> St.	Under Construction
31	Springwood Manor Estates	6/2024		Stewart / School Lane	Under Construction
32	The Reserve at Taylor	4/2024		Taylor / FM 495	Under Construction
33	Tierra Dorada Lift Station	7/2024		Tierra Dorada	Under Construction
34	Turtle Cove	9/2023		Mile 3 / White Oak	Under Construction

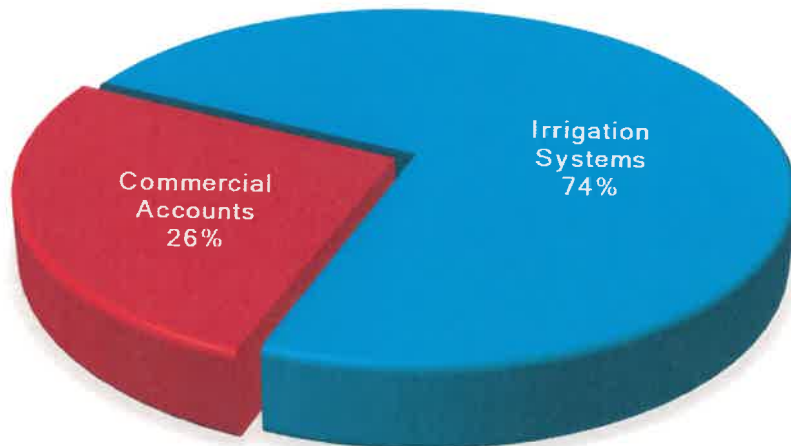
### Water Distribution - Backflow Prevention Inspections

There were nineteen (19) Backflow Prevention Assembly Inspections that Mauro Anzaldua Jr. performed to keep our water lines free from back siphonages and water backflow contamination for December.

#### 2024-25 Backflow Inspections

Tests / Surveys	Oct	Nov	Dec	FYTD 24-25	FY 23-24
Inspection of <i>Commercial</i> Accts	4	6	5	15	71
Inspection of <i>Sprinkler</i> Accts	16	10	14	40	137

#### December 2024 Backflow Prevention Inspections



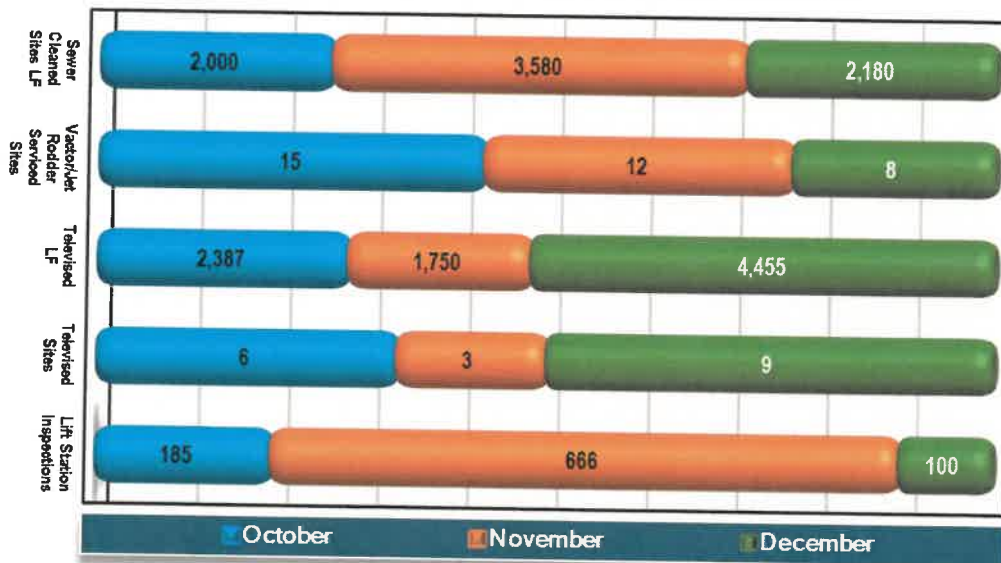
## Water Distribution - Sewer Collection

Our Sewer Collection Crews inspected and maintained monthly the City's 40 active Sewer Lift Stations and approximately 374.58 miles of sewer lines by responding to 20 sewer backups, 9 sewer line televised sites, cleaned 8 sewer line sites (4 Vactor / 4 Jet Rodder) and 100 lift station work orders for this month.

### Sewer Lift Station Inspections Vactor / Jet Rodder Cleaning Services

Service Type	Oct	Nov	Dec	FYTD 24-25	FY 23-24
Lift Stations Inspections	185	666	100	951	5889
Televised Sites	6	3	9	18	28
Televised Linear Feet (LF)	2387	1750	4455	8592	15519
Vactor/Jet Rodder Serviced Sites	15	12	8	35	23
Vactor/Jet Rodder Serviced Linear Feet (LF)	2000	3580	2180	7760	4428

### 2024-25 Sewer Collection Lift Station Inspections, Televised & Serviced Sites





## Water Treatment Plant

### Water Production

Water Plant Operators at our North and South Water Treatment Plants treated 373.435 million gallons of water.

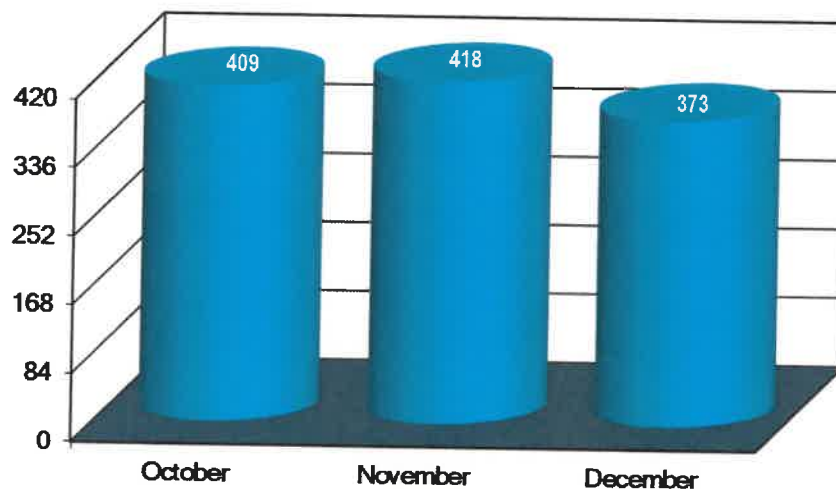
**2024-25 Water Million Gallons (MG)**

Avg	Max	Min	Oct	Nov	Dec	FYTD 24-25	FY 23-24
12	13	10	409	418	373	1,200	4,915

Parameters Exceeded: N/A

Rainfall: 0.30"

**2024-25 Water Production  
Million Gallons (MG)**



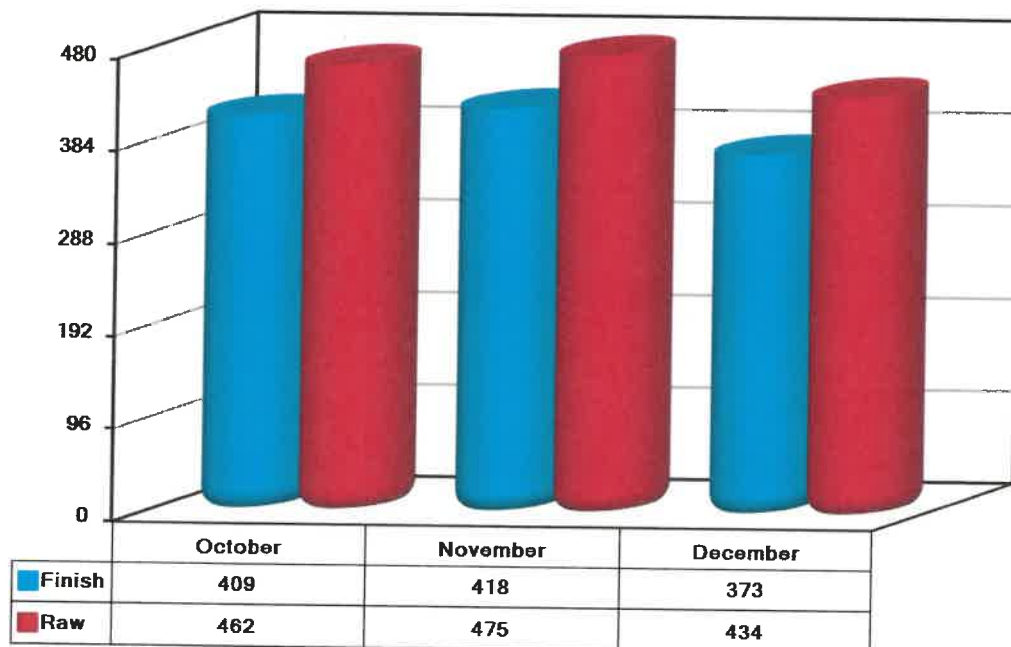
### Operations and Maintenance - North Water Treatment Plant

- The International Dioxide Company (IDI) collected the monthly chlorite samples.
- Staff continued with performing maintenance on pumps and motors.
- Operators performed required daily and monthly water lab analysis, backwashed and cleaned required filters.
- COVID-19 safety practices continue based on the CDC Guidelines and staff are encouraged to wear masks and practice social distancing.
- Reviewed water quality lab results from the following certified laboratories:
  1. Ana-Lab (Chlorite, TOC, SUVA)
  2. Eurofins Eaton Analytical (Chlorite)

## Operations and Maintenance - South Water Treatment Plant

- The International Dioxide Company (IDI) collected the monthly chlorite samples.
- Operators continued with regular maintenance of pump and motors, as well as, kept up with mowing grass in the facilities and towers.
- Currently, as of January 7, 2025, the Falcon Reservoir water level is at 14.2% and the Amistad Reservoir water level is at 26.5%, respectively. The average of both water reservoir levels is at 20.35%.
- Operators performed daily and monthly water lab analysis, backwashed and cleaned required filters.
- Staff performed necessary Water Plant and Reservoir adjustments; such as water influent, water effluent, water levels and chemical adjustments.
- Staff maintained grass trimmed at two treatment plants, reservoirs and distribution Water Towers.
- Initiated preventive maintenance on equipment as deemed necessary and exercised Emergency Generators weekly.

**Water Treatment Plants  
2024-25 Raw & Finish Water  
Million Gals. (MG)**



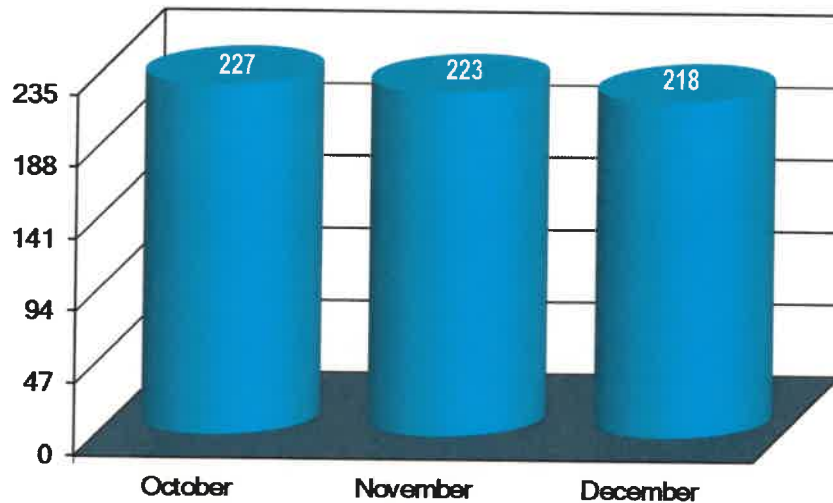
## Wastewater Treatment Plant

**Wastewater - Treatment** Wastewater Plant staff treated 218.010 million gallons of Wastewater.

### 2024-25 Wastewater Million Gallons (MG)

Avg	Max	Min	Oct	Nov	Dec	FYTD 24-25	FY 23-24
7.0	7.5	6.4	227	223	218	668	2,719

### 2024-25 Treated Wastewater Million Gallons (MG)



**Wastewater - Wastewater Plant Status** No violations for December and there were no violations for November 2024. Plant operated at 55.08% capacity; Plant is rated at 13.5 mgd; and Plant Yearly Averaged 7.408 mgd. There was 0.2 inches rainfall.

**Wastewater - Risk Management Program** Plant followed the suggested CDC Guidelines for COVID-19, as well as, all employees received Proper Protection Equipment when needed. All cleaning and disinfection are done by janitorial staff. Facilities checked all filters for all buildings with climate control systems and also checked equipment for fire hazard preparation. Staff was instructed to inform authorities if unauthorized personnel were in the Plant after hours. Only the authorized may visit and Visitors will need to sign in the lobby or schedule an appointment with the department.

**Wastewater - Staff Developments** Eric Hernandez has started his training for process control and will start training on basic Plant knowledge and test for the TCEQ "D" Wastewater license. Ramiro Ortiz, Chief Operator, will be responsible for all processing of water samples and TCEQ compliances that is critical for Wastewater Plant operations.

**Wastewater - Facility Activities** Supervisory Staff continues to support the team with training goals and best practices towards maintaining the Plant in compliance with TCEQ regulatory inspections. Other rehabilitation projects are on their way and are pending approvals. These projects will allow the Plant to continue to provide effective sewage treatment and environmental protection of water for the State of Texas.

**Wastewater - General Maintenance** Staff maintained grass trimmed, initiated preventive maintenance on equipment as deemed necessary; and (automatically) exercised two emergency generators once a week. The following repairs were completed in-house.

1. Odor control systems were monitored and adjusted to reduce malodorous emissions.
2. Operators continued routine cleaning of Clarifiers side walls to remove algae buildup.
3. Pumps at our Main Lift Station were exercised for better flow to our Screening System at head works.
4. Operators cleaned "Tea Cup" Grit System at head works on a weekly basis.

**General Maintenance continued**

5. Maintenance Crew worked on the Lift Station pumps and exercised all pumps at the Main Lift Station.
6. Maintenance Crew worked on thickener pump leaks, repairs and adjustments.
7. Operators repaired water supply line leaking valve with new valve.
8. Maintenance greased bearings on schedule.
9. Gate for Pre-Treatment Pond was repaired by Maintenance Staff.
10. Grounds keeping was done by all Operators.

**Wastewater - Contract Work**

City's Contracted out electricians worked on the following.

1. J&E worked on the RAS Pump No. 4.
2. Hill-Tex work done at the Plant was as follows.
  - Worked on Aerator No. 3 control panel.
  - Worked on Thickener Clarifier System.
  - Worked on Grit System leak repair at the headwork system.

**Wastewater - Other Contract Work**

1. CB3 continued to provide the Plant with sludge and grit removal services.
2. Cintas provided uniform services and entrance door mat replacements on a weekly basis.
3. Polydine supplied us with polymer totes for aiding in sludge dewatering at Belt Press System.
4. Facilities Department worked on the Administration building and air filter exchanges for Plant.

**Wastewater - Lab Status**


All equipment and supplies met TCEQ standards for analysis and are concurrent with Standard Method procedures. ERA annual testing was completed and Lab passed all analysis categories. Reports were finalized and sent to TCEQ for annual compliance. Plant Supervisor continued using the EPA Discharge Monitoring Report federal reporting system to comply with TCEQ regulations; Plant is following TCEQ rules and regulations and Operators are dedicated to the cleaning and disinfection of water and its reintroduction back to the environment.

**Wastewater - Special Projects**

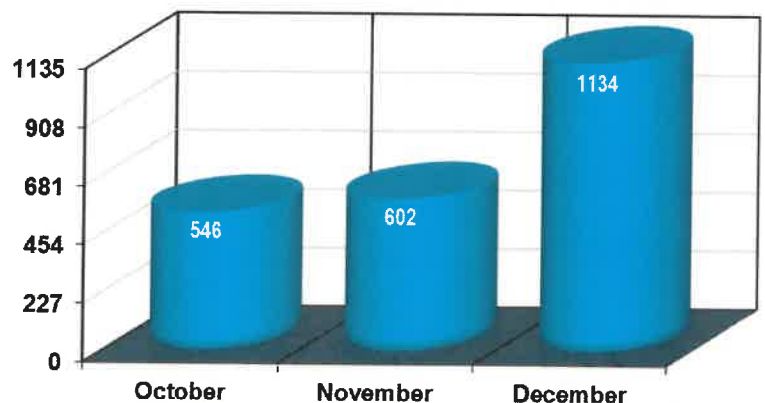
The Capital Improvement Projects include clarifier covers for UV Protection Industrial Pond Rehab, Digester Aeration Upgrade and other needed projects; Discussed the future improvements for redundancy at our Dewatering Sludge System (Belt Press). Clarifier Covers or equipment needed for algae removal is a project that the Plant is initializing; the removal of algae buildup at the clarifier walls and weirs; This treatment process gains a significant increase in disinfection. Equipment downstream of the Clarifier System is cleaner and decreases wear and tear of UV light bulbs and will eliminate man hours and reduces the risk of injury.

**Pre-Treatment**

Four surface aerators and motors are operational. Clarifier at Pretreatment was cleaned up of debris on the surface. All industrial flows to the Plant continued to be accounted for by meter totalizers and truck tickets. The Lone Star Citrus Company transported 81 truckloads of 405,000 gallons of citrus wastewater to the Pretreatment System. Pretreatment flow of waste from Rio Grande Juice Company and MPI (Metal Plating Industry) was 3,524,600 million gallons. Total sludge hauled was 1,134 cubic yards equivalent to 63 roll off containers.

**2024-25 Pretreatment Flow (MG)****2024-25 Sludge Removal**

Month	Roll Offs	Cu/Yds
Oct	39	546
Nov	43	602
Dec	63	1,134
FYTD 24-25	145	2,282
FY 23-24	530	7,365

**2024-25 Sludge Removal - Cubic Yards**



## Street Division - Benchmark Summary

Our Street Crews paved 564 linear feet of Alleyway and patched approximately 726 Potholes; placed a total of 10 Signs, 13 Poles (cemented); inspected and repaired 69 Traffic Lights and Street Lamps; 1,258 Street Miles was Swept; removed 340 Tires; one (1) Lot Maintenance and street crews cleared right-of-way tree limb obstructions. There were 230 customers and a monetary Collection of Debris totaling \$7,462.

### Street Improvement & Construction Projects

Project Name	Linear Feet	Construction % Completion	Current Status	Project Cost	Contractor
Cummings / 20 <sup>th</sup> Street (Alley)	564 LF 90 Tons	100%	100%	\$ 6,946	Street Department

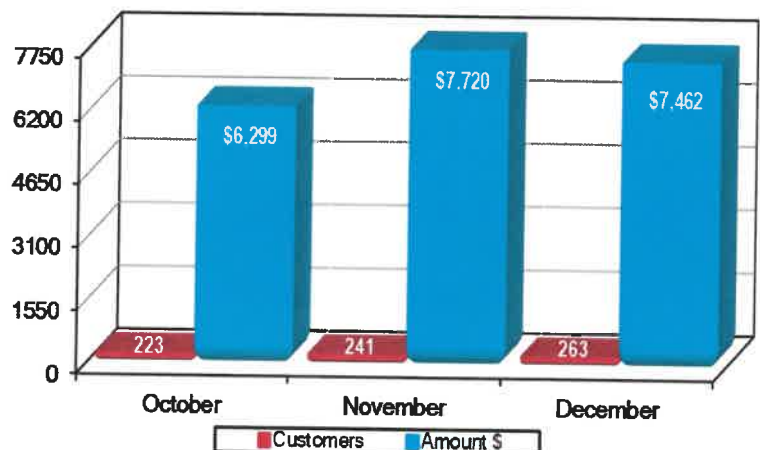
### Collection of Debris

There were 230 customers with a collection of debris totaling \$ 7,462.

#### Collection of Debris

Month	Customers	Amount \$
Oct	223	\$ 6,299
Nov	241	\$ 7,720
Dec	230	\$ 7,462
FYTD 24-25	694	\$ 21,481
FY 23-24	2,582	\$ 71,496

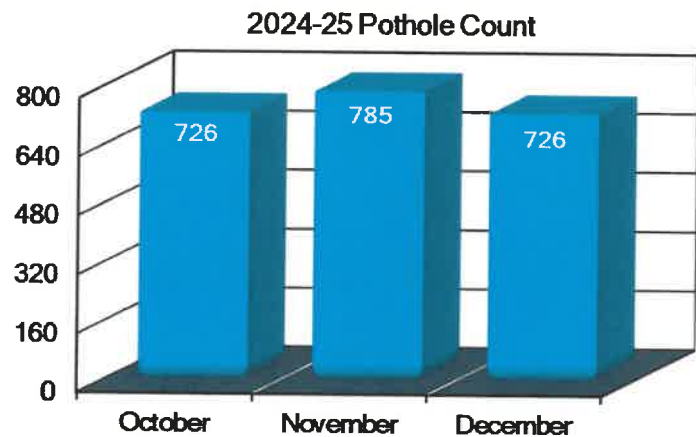
#### 2024-25 Collection of Debris



### City Pothole Maintenance

Street Crews filled a total of 726 potholes.

Month	FYTD 23-24	FYTD 24-25
Oct	767	726
Nov	789	785
Dec	675	726
Totals	2,231	2,237



### City Street Miles Swept

Mr. Torres, Mr. Gutierrez, Mr. Medina, Sweeper Operators, cleaned 1,258 street miles.

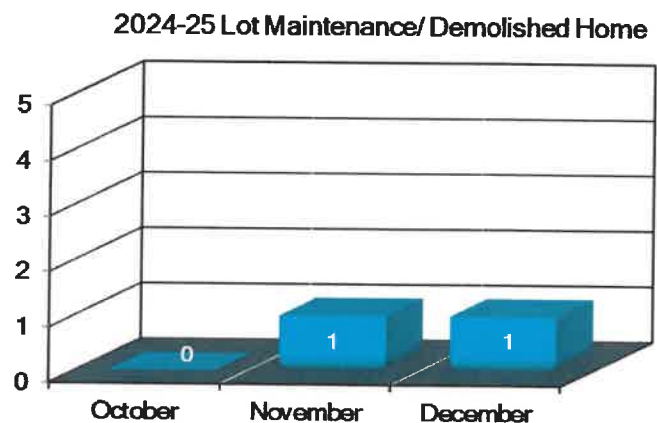
Month	FYTD 23-24	FYTD 24-25
Oct	1,048	1,662
Nov	837	1,497
Dec	1,239	1,258
Totals	3,124	4,417



### Lot Maintenance / Demolished Home

There was one demolished home or lot maintenance.

Month	FYTD 23-24	FYTD 24-25
Oct	0	0
Nov	0	1
Dec	0	1
Totals	0	2



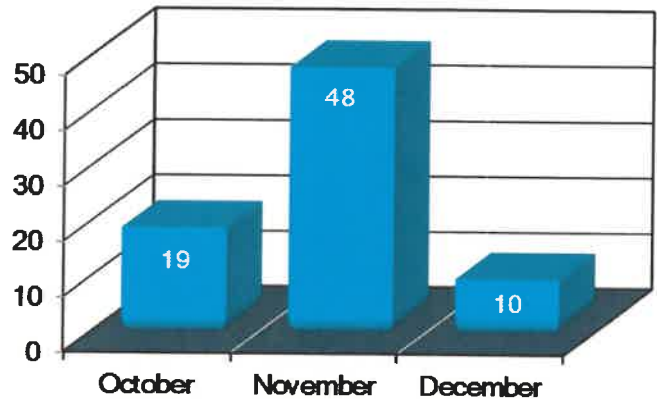
### Sign Shop Output Measures

Crews installed 10 signs (4 stop signs) and 13 cemented poles.

2024-25 Sign Installation

Month	FYTD 23-24	FYTD 24-25	Posts
Oct	33	19	11
Nov	24	48	28
Dec	50	10	13
Totals	107	77	52

2024-25 Sign Installations



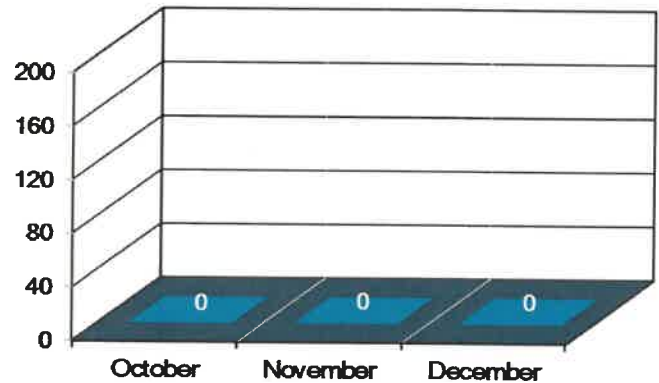
### Street Light Maintenance

There were no Street Light inspections this month.

2024-25 Light Maintenance

Month	FYTD 23-24	FYTD 24-25
Oct	0	0
Nov	0	0
Dec	0	0
Totals	0	0

2024-25 Street &amp; Expressway Light Outages



### Traffic Signal Maintenance

Assisted Streets Crew with cutting tree and 2 road closures due to repair of telephone cables.

School Zone				Traffic Signals Light Changes							
Month	Light Bulb Replacement	Re-set Controller	School Maint	Green	Red	Amber	Walk / Don't Walk	Trouble shoot Controller	Reg Maint	Misc	Total
Oct	0	0	8	1	1	0	0	6	37	45	98
Nov	0	0	0	2	0	2	1	5	28	23	61
Dec	2	2	2	1	0	3	0	7	24	28	69
24-25	2	2	10	4	1	5	1	18	89	96	228
23-24	19	43	146	14	14	15	29	60	365	459	1164

**Storm Drainage** Street Crews cleared debris from storm drains and ditches throughout the City.

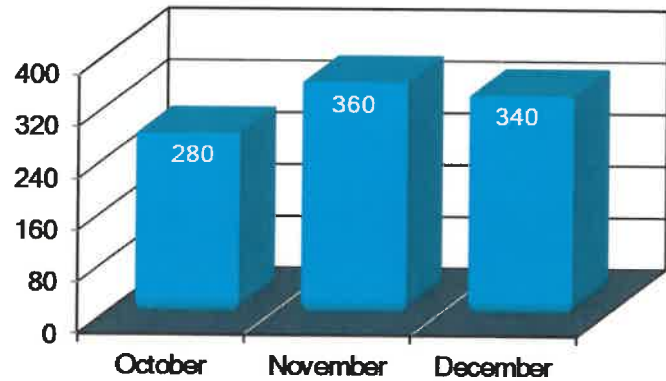
**City Crew Collect Debris** Our Alley Crew cleaned alleyways and averaged 5 trailer loads daily and mowed an average of 2 miles of alleyway.

**Tire Removal** Our Streets Crew removed 340 tires from the City this month.

Tire Collection

Month	FYTD 23-24	FYTD 24-25
Oct	210	280
Nov	432	360
Dec	210	340
Totals	852	980


2024-25 Tire Removal



2024-25 Fleet Maintenance &amp; Cost Summary

Charge Code	Work Orders	Preventive Maintenance	Cost \$
Oil Changes / PM	30	30	\$ 8,900
Repairs	8	0	\$ 16,500
December	38	30	\$ 25,400
FYTD 24-25	190	152	\$ 104,300
FY 23-24	1,012	717	\$ 492,800

2024-25 Fleet Work Order Benchmark



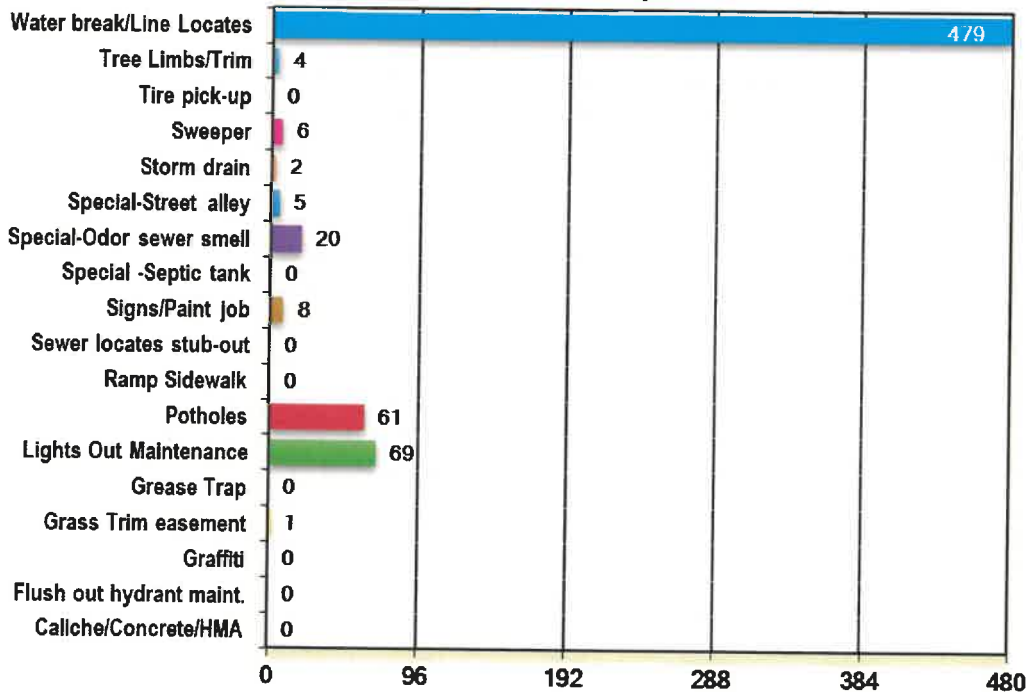


## Administration Request for Service Calls

### 2024-25 Request for Service Calls

Service Type	Oct	Nov	Dec	FYTD 24-25	FY 23-24
Caliche/Concrete/HMA	0	0	0	0	8
Flush Hydrant Maintenance	2	0	0	2	505
Graffiti	0	0	0	0	0
Grass Trim easement	9	1	1	11	115
Grease Trap	0	0	0	0	0
Lights Out Maintenance	90	61	69	220	1,164
Potholes	121	53	61	235	592
Ramp Sidewalk	1	0	0	1	11
Sewer locates stub-out	0	0	0	0	9
Signs/Paint job	6	1	8	15	43
Special -septic tank	0	0	0	0	0
Special-Odor smell	7	17	20	44	189
Special-Street alley	9	1	5	15	75
Storm drain	8	4	2	14	79
Sweeper	11	3	6	20	109
Tire pick-up	0	19	0	19	62
Tree Limbs/Trim	19	4	4	27	204
Water break/Line locates	770	560	479	1,809	8,214
<b>Total</b>	<b>1,053</b>	<b>724</b>	<b>655</b>	<b>2,432</b>	<b>11,379</b>

### December 2024 - Request for Service Calls

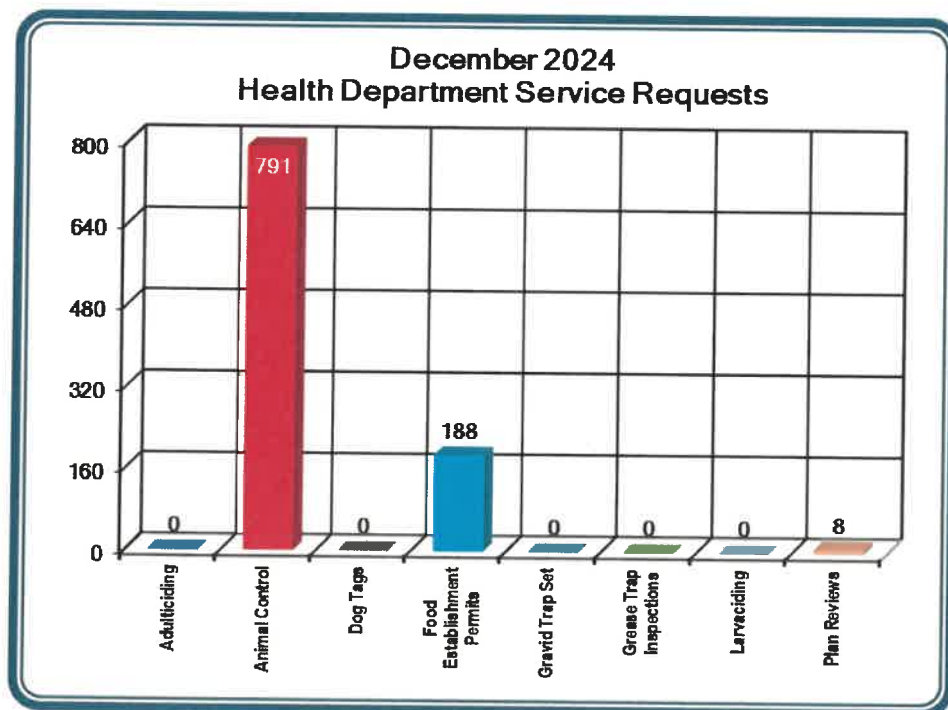


## Health Department

### Health Department Benchmark Summary

Following are the services provided by the Health Department for December 2024.

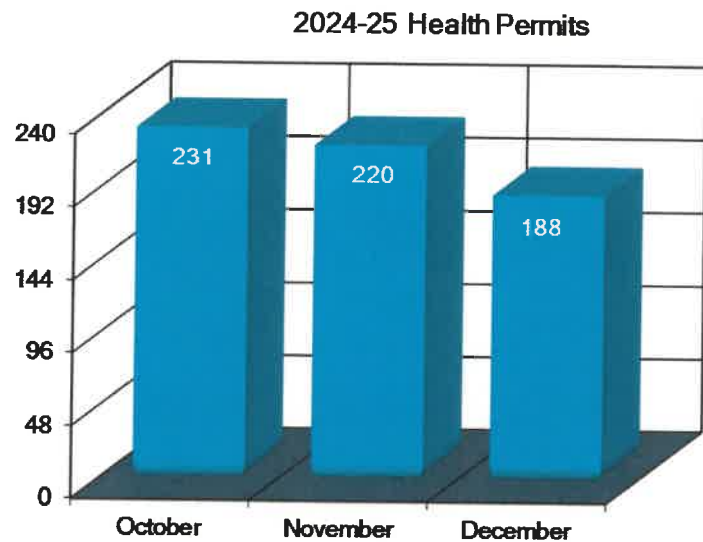
Service Type	Oct	Nov	Dec	FYTD 24-25	FY 23-24
Adulticiding	0	0	0	0	123
Animal Control	970	770	791	2,531	9,269
Dog Tags	0	0	0	0	33
Food Est. Permits	231	220	188	639	1,054
Gravid Trap Set	0	0	0	0	0
Grease Trap Inspections	0	0	0	0	0
Larvaciding	0	0	0	0	12
Plan Reviews	7	10	8	25	87
<b>Total</b>	<b>1,208</b>	<b>1,000</b>	<b>987</b>	<b>3,195</b>	<b>10,578</b>



## Health Permits

A total of 188 Food Establishment permits were issued this month.

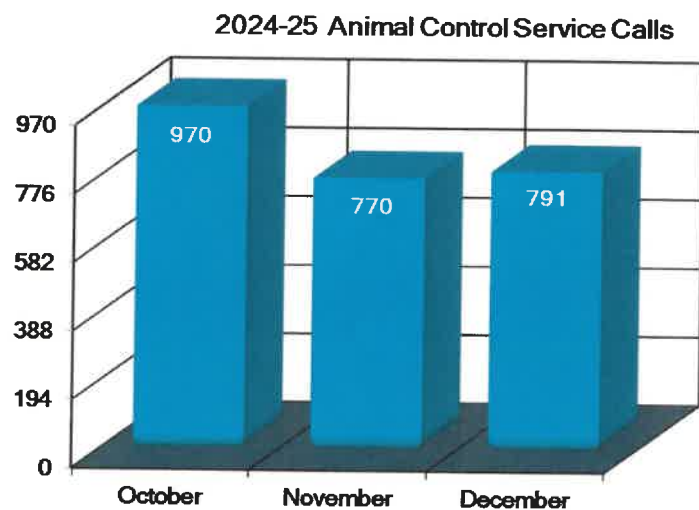
Food Establishment Permits		
Month	FY 23-24	FY 24-25
Oct	114	231
Nov	66	220
Dec	41	188
Totals	221	639



## Animal Control Service Calls

Citizens called (791 calls) regarding Animal Control concerns.

Animal Control Calls		
Month	FY 23-24	FY 24-25
Oct	756	970
Nov	560	770
Dec	600	791
Totals	1,916	2,531



## Health Department Animal Control

Our City's Animal Wellness Officers, Daniel, Ivan and Jesus reported the following Animal Control for December. The staff from Alton and Palmview did not report for December. There were 226 requests for service orders completed by City staff this month.

### Dogs

CITY	Stray	Bite Case	Seized	D.O.A.	Owner Surrender	Escape, Lost, Etc.	Dec	YTD 24-25
Mission	110	5	0	21	1	0	137	337
Alton	0	0	0	0	0	0	0	1
Palmview	0	0	0	0	0	0	0	0
Dec	110	5	0	21	1	0	137	
YTD 24-25	253	22	0	61	1	1		338
FY 23-24	1067	86	7	173	61	0		1048

### Cats

CITY	Stray	Bite Case	Seized	D.O.A.	Owner Surrender	Escape, Lost, Etc.	Dec	YTD 24-25
Mission	43	0	0	33	0	0	76	224
Alton	0	0	0	0	0	0	0	0
Palmview	0	0	0	0	0	0	0	0
Dec	43	0	0	33	0	0	76	
YTD 24-25	133	3	0	88	0	0		224
FY 23-24	799	5	3	253	8	0		1068

### Wildlife

CITY	Stray	Bite Case	Seized	D.O.A.	Owner Surrender	Escape, Lost, Etc.	Dec	YTD 24-25
Mission	0	0	0	13	0	0	13	41
Alton	0	0	0	0	0	0	0	0
Palmview	0	0	0	0	0	0	0	0
Dec	0	0	0	13	0	0	13	
YTD 24-25	0	0	0	41	0	0		41
FY 23-24	23	0	0	128	3	0		166

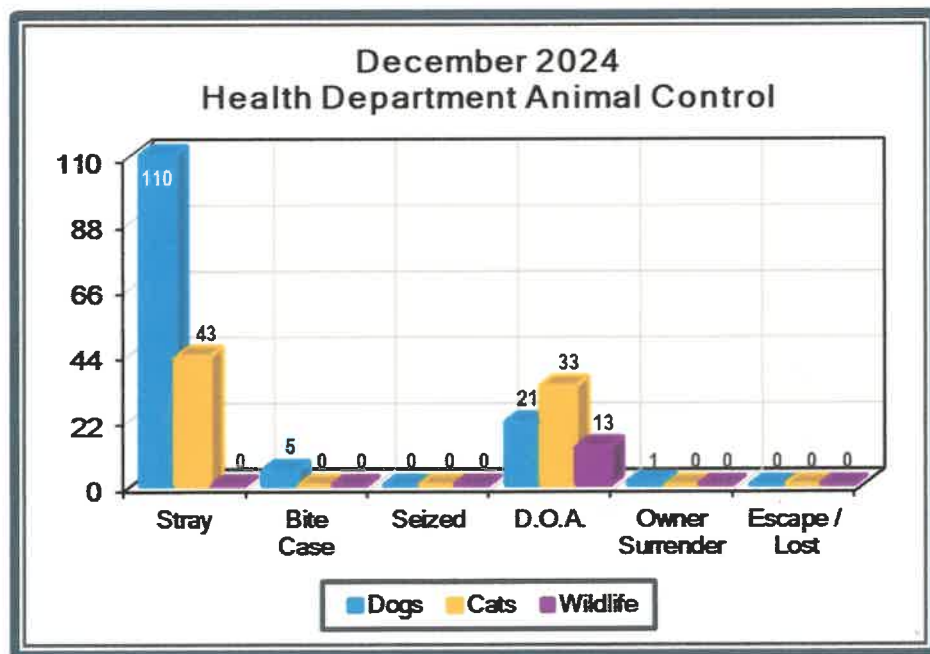


## Health Department Animal Control Summary

Below is our Health Department Animal Control Shelter fiscal year summary of dogs, cats, and wildlife.

### December 2024 Health Department Animal Control

Animal Type	Stray	Bite Case	Seized	D.O.A.	Owner Surrender	Escape / Lost	Dec	YTD 24-25
Dogs	110	5	0	21	1	0	137	338
Cats	43	0	0	33	0	0	76	224
Wildlife	0	0	0	13	0	0	13	41
Dec	153	5	0	67	1	0	226	
YTD 24-25	386	25	0	190	1	1		603
FY 23-24	1,889	91	10	569	69	0		2,628



## MEMORANDUM

TO: MIKE PEREZ, CITY MANAGER

FROM: SUSANA DE LUNA, PLANNING DIRECTOR

DATE: JANUARY 3, 2025

SUBJ: MONTHLY REPORT DECEMBER 2024

\*\*\*\*\*  
ACTIVITY REPORT FOR THE PLANNING DIVISION IS PROVIDED FOR THE PREVIOUS MONTH.

### DECEMBER 2024

REZONINGS:	3
CONDITIONAL USE PERMIT:	6
HOMESTEAD APPROVALS:	0
SUBDIVISIONS:	3
SINGLE LOT VARIANCES:	0
VARIANCES (ZBA):	5
SITE PLAN APPROVALS:	2
OTHER P&Z REQUESTS:	1

**Building Permit and Inspections  
Activity Report for  
The Month of December 2024**

<b>Total # of Building Permits</b>	<b>Building Permit Value</b>	<b>Building Permit Fee</b>	<b>Types of Building Permits</b>
37	\$6,110,440.00	\$13,799.15	New Dwelling
1	\$125,000.00	\$755.00	Commercial
			Assembly
17	\$7,300,000.00	\$23,316.00	Apartments
			Warehouse
			Move Out Houses/Move Within
			Move In Houses
12	\$29,876.00	\$1,260.00	Move in Mobile Homes
			Schools
4	\$97,000.00	\$1,220.00	Swimming Pools
5	\$14,808.00	\$0.00	Sheds
6	\$52,200.00	\$455.00	Signs
8	\$109,971.00	\$251.00	Fence
			Tower
			Gas Tanks Pumps
1	\$8,500.00	\$55.00	Demolition
			Water Well/Recreation Const.
<b>91</b>	<b>\$ 13,847,795.00</b>	<b>\$ 41,111.15</b>	<b>Totals</b>

<b>Additions / Remodeling</b>			
25	\$812,652.00	\$4,743.07	Residential Buildings
5	\$641,500.00	\$5,986.50	Commercial Buildings
			Apartment Buildings
			Assembly Buildings
			School Buildings
2	\$5,500.00	\$85.00	Awnings/Decks
6	\$84,389.00	\$1,382.55	Carports/Concrete
20	\$112,072.00	\$739.30	Porches/Driveways/Sidewalks
2	\$78,000.00	\$218.20	Garages/Canopies
			Hobby Shops
<b>60</b>	<b>\$ 1,734,113.00</b>	<b>\$ 13,154.62</b>	<b>Totals</b>

<b>Total Building Permits</b>	<b>151</b>
<b>Total Building Valuation</b>	<b>\$15,581,908.00</b>
<b>Total Building Permit Fees</b>	<b>\$54,265.77</b>

Prepared By: Rachel Alvarez  
Date: 1/2/2025

**III. Other Fees**

**A. Business License Application**

Number	22
Permit Fees	\$1,100.00

**B. Garage Sale Permits**

Number	153
Permit Fees	\$1,675.00

**C. Health Cards**

Number	0
Permit Fees	\$0.00

**D. Builder Registration**

Number	12
Permit Fees	\$1,100.00

**E. Electrician Registration**

Number	0
Permit Fees	\$0.00

**F. Plumbing Registration**

Number	0
Permit Fees	\$0.00

**G. Mechanical Registration**

Number	1
Permit Fees	\$100.00

**H. House Inspections**

Number	1
Permit Fees	\$100.00

**I. Planning & Zoning Applications**

Number	22
Permit Fees	\$5,600.00



**I. Permits Issued**

<b>A. Building</b>	
Number	151
Value	\$15,581,908.00
Permit Fees	\$54,265.77

<b>B. Electrical, T-Pole, &amp; T-Clear</b>	
Number	118
Permit Fees	\$13,481.00

<b>C. Mechanical</b>	
Number	38
Value	\$284,684.00
Permit Fees	\$3,816.50

<b>D. Plumbing, Gas &amp; Sprinkler System</b>	
Number	97
Permit Fees	\$14,802.00

**TOTALS**

<b>Total Permits Issued</b>	404
<b>Total Valuation</b>	\$15,866,592.00
<b>Total Permit Fees</b>	\$86,365.27

<b>II. Number of Inspections Conducted</b>	528
--	-----



**CODE ENFORCEMENT**  
**MONTHLY REPORT**  
**DECEMBER 2024**

COMPLAINTS RECEIVED	73
WEEDY LOT LETTERS	4
PROPERTIES SENT TO MOWER'S LIST	9
PROPERTIES MOWED	12
SIGNS	158
JUNKED VEHICLES/ BOATS	9
CONSTRUCTION W/OUT PERMIT/SETBACKS	8
HEALTH & SANITATION/STAGNANT WATER	25
HOME OCCUPATION	2
SIGHT OBSTRUCTION/SIDEWALKS/RIGHT OF WAY/DRIVEWAYS	1
UNSAFE/UNSECURED BUILDING	4
DOUBLE OCCUPANCY/HOOKED RV	0
ILLEGAL DUMPING	2
NON RESIDENTIAL PARKING/SEMI-TRUCKS	1
NO BUSINESS LICENSE/CUP REQ'D/NO GARAGE SALE PERMITS	24
STORAGE OF VEHICLES/BOATS/TRAILERS	1
DEMOLITION FOR UNSAFE BUILDINGS	0
PARKING LOT MAINTENANCE/POTHoles/LIGHTING/LANDSCAPING	13
IPMC VIOLATIONS	6
P&Z ZONING VIOLATIONS/SUBDIVISION	0
PARKING ON LAWN	4
CASES FILED IN COURT	26
CASES SEEN IN COURT	27
CASES CLOSED	42
CALL-IN'S	40
WALK-IN'S	3
311-COMPLAINTS	8
INTERNAL COMPLAINTS/E-MAILS	22

# **MISSION FIRE PREVENTION** **MONTHLY REPORT**

**November 2024**



**“Dedicated to the Community we Protect... and Serve”**

## **FIRE INVESTIGATIONS**

There were two (2) fire investigation for the month of November.

- On November 1, 2024, Lieutenant Jose Oscar Alanis investigated an appliance fire at 4009 N. Inspiration Rd  
Accidental
- On November 30, 2024, Lieutenant Jose Oscar Alanis investigated a storage fire at 607 Sunrise Lane  
Accidental

Full Investigation: 2 Total

Call out to document of Incident: 2 Total

**Year to Date: 4 Total**

## **SOUTH TEXAS ARSON RESPONSE TEAM FIRE INVESTIGATIONS**

The Hidalgo County Fire Marshal's Office asked for our assistance in zero (0) fire investigations for the month of November.

Our assistance was requested:           0 Total

Assistance Requested by us:           0 Total

Year to Date: 0 Total



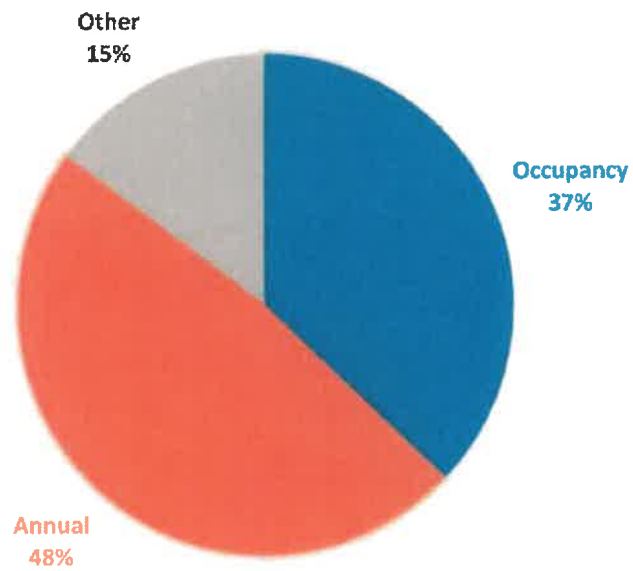
## **COMPLAINTS**

There were zero (0) complaints for the month of November.

There were zero (0) complaints resolved within this month.

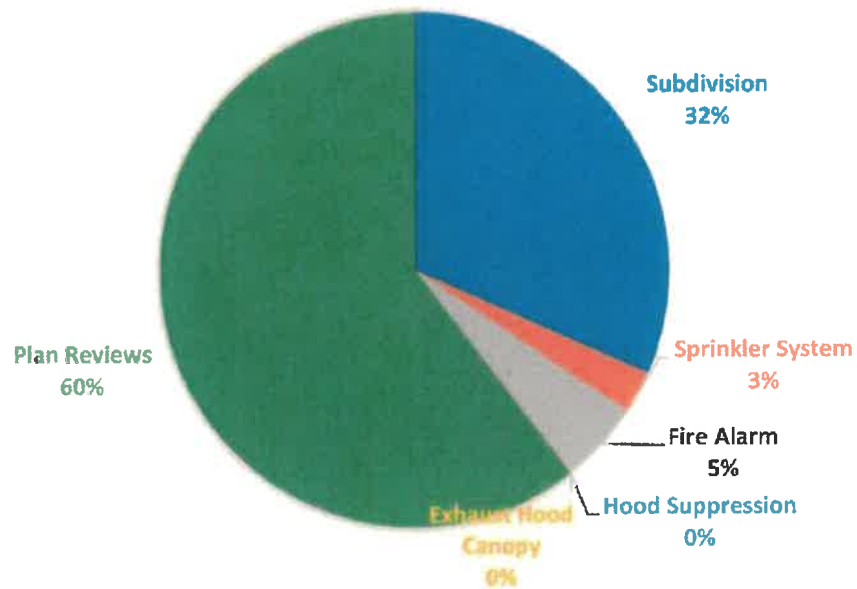
Year to Date: 0 Total

## FIRE INSPECTIONS - NOVEMBER 2024



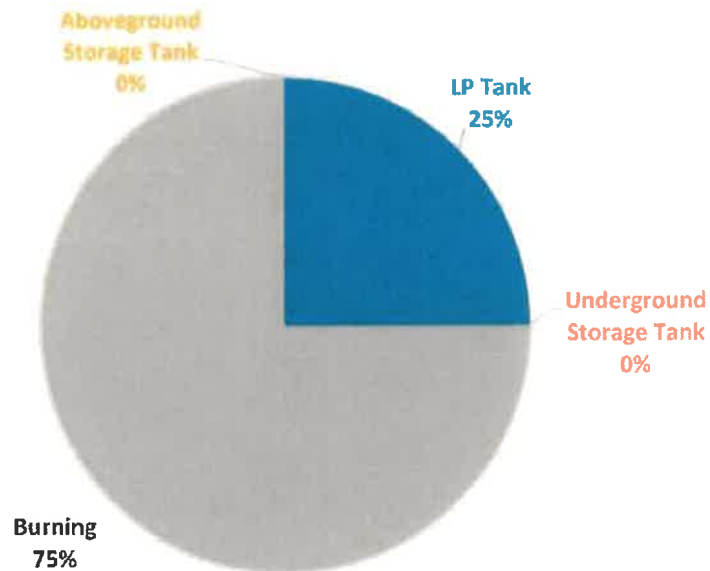
- 30 Occupancy
- 39 Annual
- 12 Other
- Year to Date: 160 Total
- **Inspection rate to date: 8%**

## PLAN REVIEWS - NOVEMBER 2024



- Subdivision Reviews: 12 - Year to Date: 43
- Sprinkler System Plan Reviews: 1 – Year to Date: 6
- Fire Alarm System Plan Reviews: 2 – Year to Date: 4
- Exhaust Hood Canopy Plan Reviews: 0 – Year to Date: 2
- Hood Suppression Plan Reviews: 0 – Year to Date: 4
- Plan Reviews: 23 – Year to Date: 33

## PERMITS - NOVEMBER 2024



- LP Tanks Permits: 1 – Year to Date: 2
- Underground Storage Tank Removal Permits: 0 – Year to Date: 0
- Aboveground Storage Tank Removal Permits: 0 – Year to Date: 0
- Burning Permits: 3 – Year to Date: 7

## **FIRE DRILLS**

There was zero (0) fire drill conducted for the month of November.

Year to Date: 0 Total



## **TRAINING**

There were three (3) training in the month of November.

- November 4-8, 2024 – Fire Marshall Frank Cavazos attended Internal Affairs Class in San Antonio, Texas
- November 18-21, 2024 – Assistant Fire Marshall Michael Reyes and Lieutenant Guillermo De La Garza attended the 13<sup>th</sup> Annual Greater Houston Area Fire Marshal Training Conference in Pasadena, Texas
- November 20-22, 2024 – Assistant Fire Marshall Joel Saenz attended South Texas Fire Investigators Association RGV Inc. Training Conference in South Padre Island, Texas

**Year to Date: 6 Total**

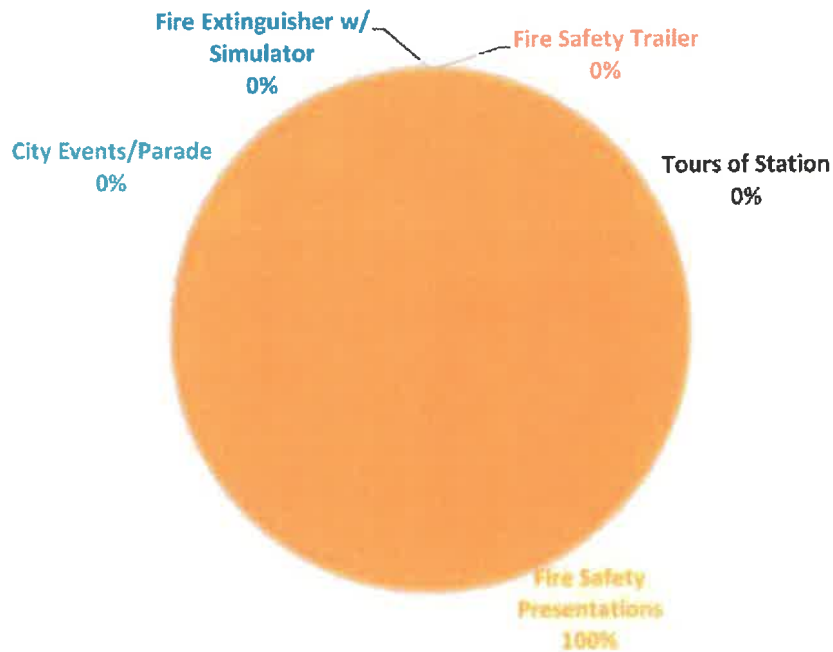
## **MEETINGS ATTENDED**

For the month of November there were fourteen (14) meetings attended by the Fire Prevention Office.

- November 6, 2024 – Captain Joel Saenz and Captain Mike Reyes attended Command Staff meeting at the Mission Fire Department Training room
- November 7, 2024 – Captain Joel Saenz attended SRC meeting
- November 12, 2024 – Fire Marshal Frank Cavazos attended meeting with contractor at Cross Church
- November 13, 2024 – Fire Marshal Frank Cavazos and Lieutenant Omar Salinas attended meeting with Steven and Jorge Cantu at Emergency Animal Shelter
- November 14, 2024 – Captain Joel Saenz attended SRC meeting
- November 14, 2024 – Fire Marshal Frank Cavazos attended General Staff meeting at Mission Event Center
- November 20, 2024 – Fire Marshal Frank Cavazos attended meeting to discuss hiring list at the Mission Fire Department Administration Conference room
- November 21, 2024 – Fire Marshal Frank Cavazos attended SRC meeting
- November 25, 2024 – Fire Marshal Frank Cavazos attended interview on Frying Turkey Safety at Central Station
- November 22, 2024 – Fire Marshal Frank Cavazos went to a walk through at a subdivision for approval on Mayberry and Military
- November 22, 2024 – Fire Marshal Frank Cavazos attended meeting to discuss interview questions for firefighters at the Mission Fire Department Administration Conference room
- November 22, 2024 – Fire Marshall Frank Cavazos interview with Channel 5 to discuss turkey frying safety
- November 25, 2024 – Fire Marshall Frank Cavazos attended Civil Service meeting at City Hall
- November 27, 2024 – Fire Marshall Frank Cavazos attended meeting with Sandra from Alton Fire Department

**Year to Date: 35 Total**

## PUBLIC EDUCATION - NOVEMBER 2024



During the month of November there were five (5) presentations conducted

• Year to Date:	29 Presentations	11,920 Audience
• Year to Date w/ The Tutor:	0 Presentations	0 Audience
• Year to Date w/ F.S.T.:	2 Presentations	2,300 Audience
• Year to Date w/ City Events:	3 Presentations	2,500 Audience
• Year to Date – Other:	0 Presentations	0 Audience
• Year to Date Grand Total:	34 Presentations	16,720 Audience

## **PUBLIC EDUCATION**

During the month of November there were five (5) presentations conducted.

Date	Location	Fire Extinguisher w/Simulator	Fire Safety Trailer	Tours of Stations	Fire Safety Presentation	City Events/ Parade
11/01/2024	MIMS ELEMENTARY				100	
11/04/2024	IDEA MISSION ACADEMY				673	
11/05/2024	MIDKIFF ELEMENTARY				664	
11/06/2024	MONET ACADEMY				234	
11/21/2024	PREMIER HIGH SCHOOL				26	

**Frank Cavazos, Deputy Chief/Fire Marshal**



*"Dedicated to the Community We Protect... and Serve"*

# **MISSION FIRE PREVENTION** **MONTHLY REPORT**

**December 2024**



**“Dedicated to the Community we Protect... and Serve”**



## **FIRE INVESTIGATIONS**

There were one (1) fire investigation for the month of December.

- On December 23, 2024, Assistant Fire Marshal Joel Saenz investigated a shed fire at 500 N. Bryan Rd. #a-26  
Undetermined

Full Investigation: 2 Total

Call out to document of Incident: 2 Total

Call out to document of Incident: 1 Total

**Year to Date: 5 Total**

## **SOUTH TEXAS ARSON RESPONSE TEAM FIRE INVESTIGATIONS**

The Hidalgo County Fire Marshal's Office asked for our assistance in zero (0) fire investigations for the month of December.

Our assistance was requested: 0 Total

Assistance Requested by us: 0 Total

Year to Date: 0 Total

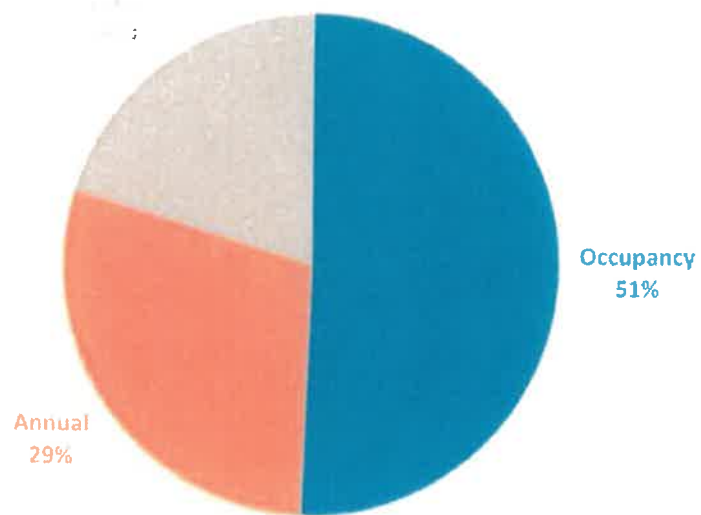
## **COMPLAINTS**

There were zero (0) complaints for the month of December.

There were zero (0) complaints resolved within this month.

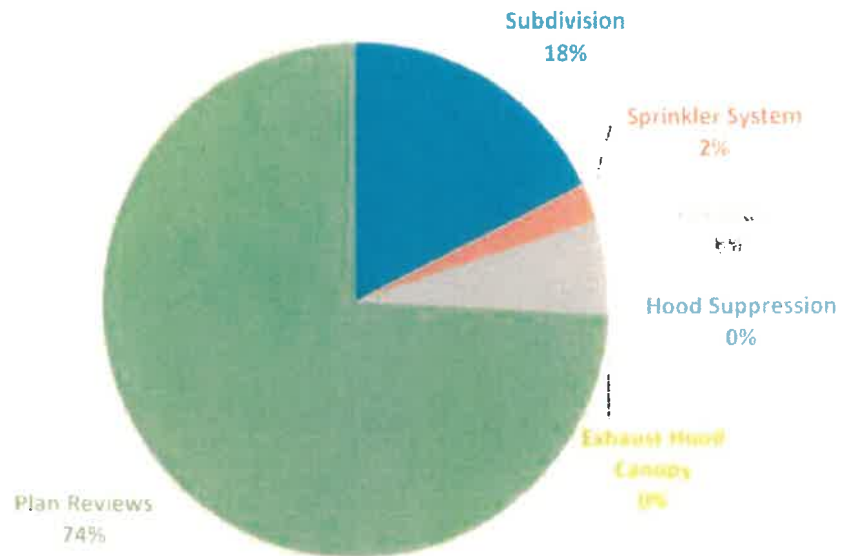
Year to Date: 0 Total

## FIRE INSPECTIONS - DECEMBER 2024



- 40 Occupancy
- 23 Annual
- 16 Other
- Year to Date: 239 Total
- **Inspection rate to date: 11%**

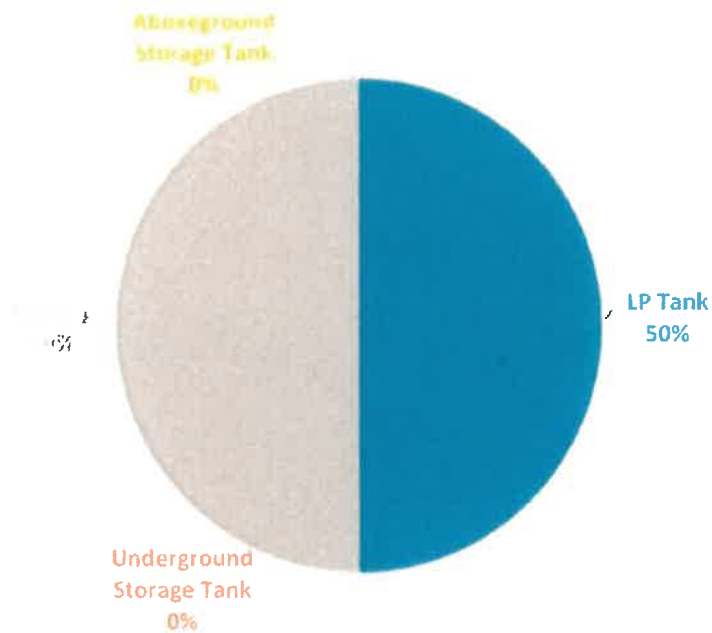
## PLAN REVIEWS - DECEMBER 2024



- Subdivision Reviews: 15 - Year to Date: 58
- Sprinkler System Plan Reviews: 2 – Year to Date: 8
- Fire Alarm System Plan Reviews: 5 – Year to Date: 9
- Exhaust Hood Canopy Plan Reviews: 0 – Year to Date: 2
- Hood Suppression Plan Reviews: 0 – Year to Date: 4
- Plan Reviews: 30 – Year to Date: 63



## PERMITS - DECEMBER 2024



- LP Tanks Permits: 1 – Year to Date: 2
- Underground Storage Tank Removal Permits: 0 – Year to Date: 0
- Aboveground Storage Tank Removal Permits: 0 – Year to Date: 0
- Burning Permits: 1 – Year to Date: 8

## **FIRE DRILLS**

There was zero (0) fire drill conducted for the month of December.

Year to Date: 0 Total

## **TRAINING**

There were three (3) training in the month of December.

- December 11, 2024 – Lieutenant Guillermo De La Garza took online Investigator exam at STC in McAllen
- December 11, 2024 – Captain/Asst. Fire Marshal Mike Reyes took online Plan Examiner I exam at STC in McAllen
- December 19, 2024 – All of Fire Prevention attended Mission Fire Marshal's Yearly Qualifications at La Joya Gun Range

**Year to Date: 9 Total**

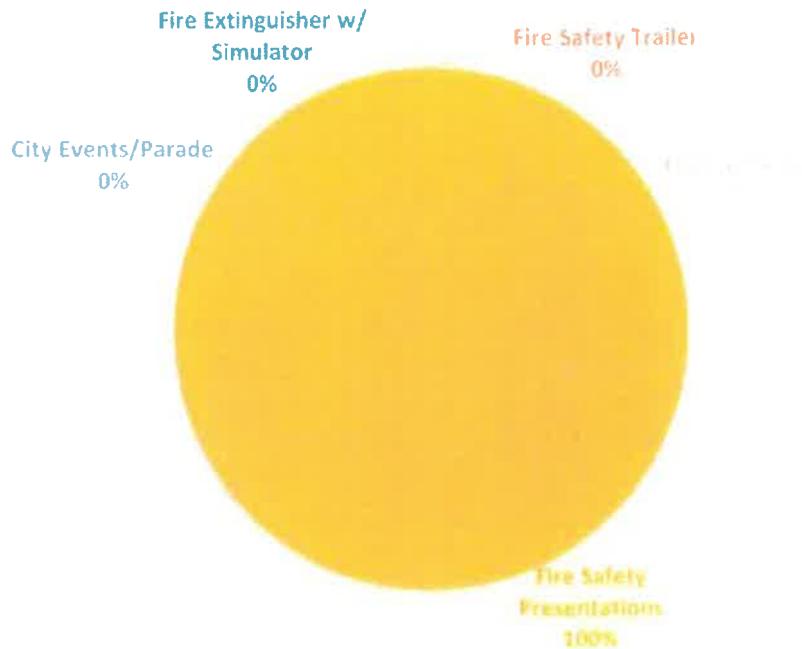
## **MEETINGS ATTENDED**

For the month of December there were fourteen (14) meetings attended by the Fire Prevention Office.

- December 2, 2024 – Fire Marshal Frank Cavazos did interview with Univision and City Hall
- December 2, 2024 – Fire Marshal Frank Cavazos attended new hire interviews in Admin. Conference Room
- December 3, 2024 – Fire Marshal Frank Cavazos attended Director's Workshop at the Mission Event Center
- December 5, 2024 – Fire Marshal Frank Cavazos attended SRC meeting
- December 6, 2024 – Fire Marshal Frank Cavazos attended new hire interviews in Admin. Conference Room
- December 9, 2024 – Fire Marshal Frank Cavazos attended new hire interviews in Admin. Conference Room
- December 10, 2024 – Fire Marshal Frank Cavazos attended meeting to discuss upcoming trainings in Admin. Conference Room
- December 12, 2024 – Fire Marshal Frank Cavazos attended SRC meeting
- December 16, 2024 – Fire Marshal Frank Cavazos attended meeting for Kops 4 Kids Toy Drive at Mission Police Department
- December 18, 2024 – Fire Marshal Frank Cavazos attended Special Operations team meeting in Admin. Conference Room
- December 19, 2024 – Fire Marshal Frank Cavazos attended Risk Assessment Meeting at Council Chambers
- December 19, 2024 – Fire Marshal Frank Cavazos attended SRC meeting
- December 20, 2024 – Fire Marshal Frank Cavazos attended Risk Assessment discussion in Admin. Conference Room
- December 23, 2024 – Fire Marshal Frank Cavazos attended Risk Assessment discussion in Admin. Conference Room

**Year to Date: 49 Total**

## PUBLIC EDUCATION - DECEMBER 2024



During the month of December there were two (2) presentations conducted


- Year to Date: 31 Presentations 12,820 Audience
- Year to Date w/ The Tutor: 0 Presentations 0 Audience
- Year to Date w/ F.S.T.: 2 Presentations 2,300 Audience
- Year to Date w/ City Events: 3 Presentations 2,500 Audience
- Year to Date – Other: 0 Presentations 0 Audience
- Year to Date Grand Total: 36 Presentations 17,620 Audience

## PUBLIC EDUCATION

During the month of December there were two (2) presentations conducted.

Date	Location	Fire Extinguisher w/Simulator	Fire Safety Trailer	Tours of Stations	Fire Safety Presentation	City Events/ Parade
12/5-6/2024	MISSION COMMUNITY HEALTH & WELLNESS, EVENT CENTER				400	
12/13/2024	HOLIDAY MARKET, LA PLACITA PARK				500	

Frank Cavazos, Deputy Chief/Fire Marshal

A handwritten signature in blue ink, appearing to read "Frank Cavazos", with a long horizontal flourish extending to the right.

*"Dedicated to the Community We Protect... and Serve"*

# **MISSION FIRE DEPARTMENT**

## **Emergency Ambulance Response Report**

**November 2024**



**“Dedicated to the Community we Protect... and Serve”**

**eso****Primary Impression Breakdown**

Previous Month ▾ Nov 1, 2024 - Nov 30, 2024 ▾

Counts

% Rows

% Columns

411

Week Ending	11/3/24	11/10/24	11/17/24	11/24/24	12/1/24	12/8/24	12/15/24	12/22/24	12/29/24	1/5/25	1/12/25	1/19/25	1/26/25	Total
Abdominal Pain	0.38%	2.64%	2.64%	2.64%	0.75%									9.06%
Acute Pain, not elsewhere classified		0.38%		0.57%	0.19%									1.13%
Acute Respiratory Distress (Dyspnea)	0.38%	0.57%	0.38%	1.13%	0.75%									3.21%
Alcohol use	0.19%	0.19%	0.19%	0.19%										0.75%
Allergic Reaction				0.38%										0.38%
Altered Mental Status	0.19%	0.94%	0.38%	0.75%	0.19%									2.45%
Anaphylaxis		0.19%												0.19%
Anxiety reaction/Emot... upset	0.94%	0.57%	1.51%	0.57%	0.94%									4.53%
Back Pain		1.13%	1.13%	0.94%	0.38%									3.58%
Burn			0.19%											0.19%
Cardiac arrest			0.19%											0.19%
Cardiac arrhythmia/dy..		0.19%												0.19%
Chest Pain / Discomfort	0.19%	0.75%	0.38%	0.75%	0.57%									2.64%
Chest Pain, Other (Non-Cardiac)	0.38%	0.19%	0.19%	0.38%	0.38%									1.51%
Common Cold					0.19%									0.19%
Congestive heart failure (CHF)		0.38%												0.38%
Constipation		0.19%		0.19%										0.38%
Contact with Venomous Animal		0.19%												0.19%
Convulsions		0.19%	0.38%											0.57%
Dehydration					0.19%									0.19%
Diabetic Hyperglycemia				0.19%										0.19%
Diabetic Hypoglycemia	0.19%	0.19%	0.19%		0.38%									0.94%
Diarrhea			0.19%	0.19%	0.19%									0.57%
Dizziness		0.38%	0.38%	0.94%	0.57%									2.26%
Extremity Pain	0.19%	2.26%	1.89%	1.51%	1.13%									6.98%



Week Ending	11/3/24	11/10/24	11/17/24	11/24/24	12/1/24	12/8/24	12/15/24	12/22/24	12/29/24	1/5/25	1/12/25	1/19/25	1/26/25	Total
Eye Injury				0.19%										0.19%
Eye Pain				0.19%										0.19%
Febrile Seizures	0.19%			0.19%	0.38%									0.75%
Fever		0.94%	0.75%		0.75%									2.45%
Generalized Weakness	0.75%	0.94%	2.08%	1.13%	0.57%									5.47%
Headache		0.19%	0.38%	0.38%										0.94%
Hemorrhage	0.19%	0.19%	0.19%	0.38%										0.94%
Hyperglycemia (Not Diabetic)				0.19%										0.19%
Hypertension		0.19%	0.57%	0.57%	0.19%									1.51%
Hyperventilati...		0.19%			0.19%									0.38%
Hypotension	0.19%	0.19%	0.38%	0.19%	0.38%									1.32%
Injury	2.08%	2.45%	1.7%	2.08%	3.02%									11.32%
Laceration/Ab... (minor surface trauma)	0.19%	1.13%	0.38%	0.19%	0.19%									2.08%
Malaise					0.19%									0.19%
Mental disorder		0.38%	0.19%	0.19%										0.75%
Multiple injuries	0.57%			0.38%	0.75%									1.7%
Nausea				0.75%										0.75%
Neurogenic Shock		0.19%												0.19%
No Complaints or Injury/Illness Noted	0.94%	3.4%	2.83%	2.26%	2.83%									12.26%
Obvious Death					0.19%									0.19%
Overdose - Cocaine					0.19%									0.19%
Overdose - Unspecified			0.19%		0.38%									0.57%
Pain (Non-Traumatic)			0.38%	0.38%										0.75%
Palpitations			0.19%	0.19%										0.38%
Patient assist only			0.19%											0.19%
Poisoning / Drug Ingestion		0.19%	0.19%											0.38%
Pulmonary Edema, Acute		0.19%												0.19%
Respiratory Arrest				0.19%										0.19%

Week Ending	11/3/24	11/10/24	11/17/24	11/24/24	12/1/24	12/8/24	12/15/24	12/22/24	12/29/24	1/5/25	1/12/25	1/19/25	1/26/25	Total
Respiratory disorder			0.38%											0.38%
Respiratory Failure					0.19%									0.19%
Seizures with status epilepticus	0.19%	0.94%	0.57%	0.19%										1.89%
Sepsis/Septice..					0.19%									0.19%
Septic Shock		0.19%												0.19%
ST elevation myocardial infarction (STEMI)					0.19%									0.19%
Stroke	0.19%	0.57%	0.19%	0.38%	0.19%									1.51%
Suicidal Ideation		0.19%												0.19%
Suicide attempt			0.19%											0.19%
Syncope / Fainting		0.19%	0.94%	0.38%	0.94%									2.45%
Unconscious	0.38%		0.19%	0.57%										1.13%
Urinary system disorder	0.19%	0.19%	0.57%											0.94%
Vaginal Hemorrhage		0.19%												0.19%
Vomiting	0.19%	0.38%			0.38%									0.94%
Total	9.25%	25.09%	23.77%	22.83%	19.06%									100%

Previous Month ▾

Nov 1, 2024 - Nov 30, 2024 ▾

77%

TRANSPORTS  
Percentage of Patient Encounters

18%

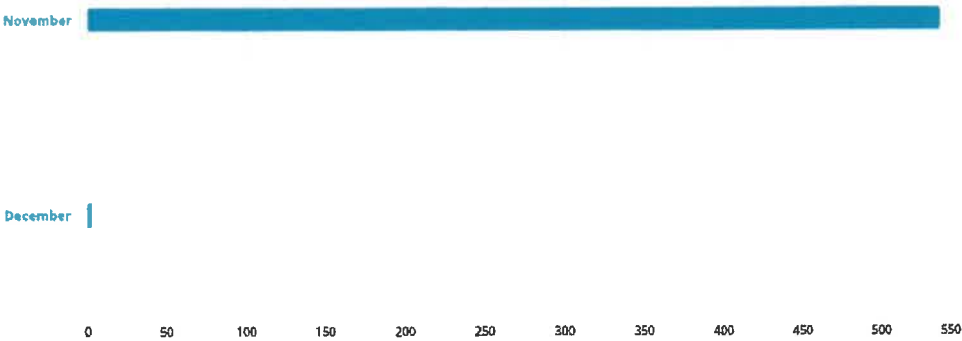
NON TRANSPORTS  
Percentage of Patient Encounters

4%

OTHER DISPOSITIONS  
Percentage of Patient Encounters

540

RECORDS  
In Selected Time Slice



30

DAYS  
In Selected Time Slice

COUNTS

% Rows

% Columns

% All

Week Ending	11/3/24	11/10/24	11/17/24	11/24/24	12/1/24	12/8/24	12/15/24	12/22/24	12/29/24	1/5/25	1/12/25	1/19/25	1/26/25	Total
November	48	137	130	123	99									537
December					3									3
Total	48	137	130	123	102									540



Previous Month ▾

Nov 1, 2024 - Nov 30, 2024 ▾

423

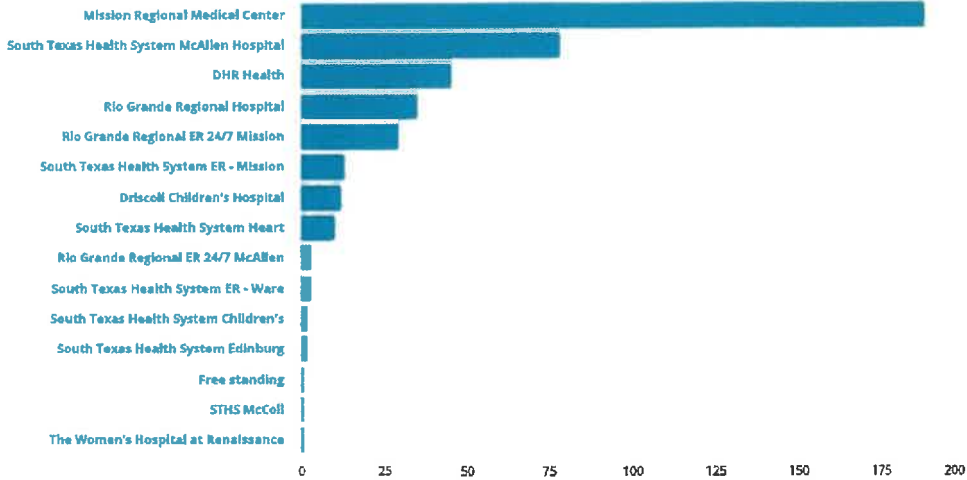
RECORDS

In Selected Time Slice

30

DAYS

In Selected Time Slice



Counts

% Rows

% Columns

All

Week Ending	11/3/24	11/10/24	11/17/24	11/24/24	12/1/24	12/8/24	12/15/24	12/22/24	12/29/24	1/5/25	1/12/25	1/19/25	1/26/25	Total
DHR Health	0.47%	2.36%	2.36%	3.07%	2.36%									10.64%
Driscoll Children's Hospital		0.95%	0.95%	0.71%	0.24%									2.84%
Free standing			0.24%											0.24%
Mission Regional Medical Center	5.91%	11.58%	10.4%	7.8%	8.75%									44.44%
Rio Grande Regional ER 24/7 McAllen			0.24%	0.24%	0.24%									0.71%
Rio Grande Regional ER 24/7 Mission	0.71%	1.18%	0.95%	1.65%	2.36%									6.86%
Rio Grande Regional Hospital	1.18%	1.89%	1.65%	2.6%	0.95%									8.27%
STHS McColl		0.24%												0.24%
South Texas Health System Children's		0.24%		0.24%										0.47%
South Texas Health System ER - Mission	0.71%	0.24%	1.18%	0.95%										3.07%
South Texas Health System ER - Ware		0.47%			0.24%									0.71%
South Texas Health System Edinburg		0.24%	0.24%											0.47%
South Texas Health System Heart		1.18%	0.47%	0.24%	0.47%									2.36%
South Texas Health System McAllen Hospital	0.95%	4.73%	5.2%	4.96%	2.6%									18.44%
The Women's Hospital at Renaissance				0.24%										0.24%
Total	9.93%	25.3%	23.88%	22.7%	18.2%									100%



Previous Month ▾

Nov 1, 2024 - Nov 30, 2024 ▾

06:42

MM:SS  
Average Response  
Time

66%

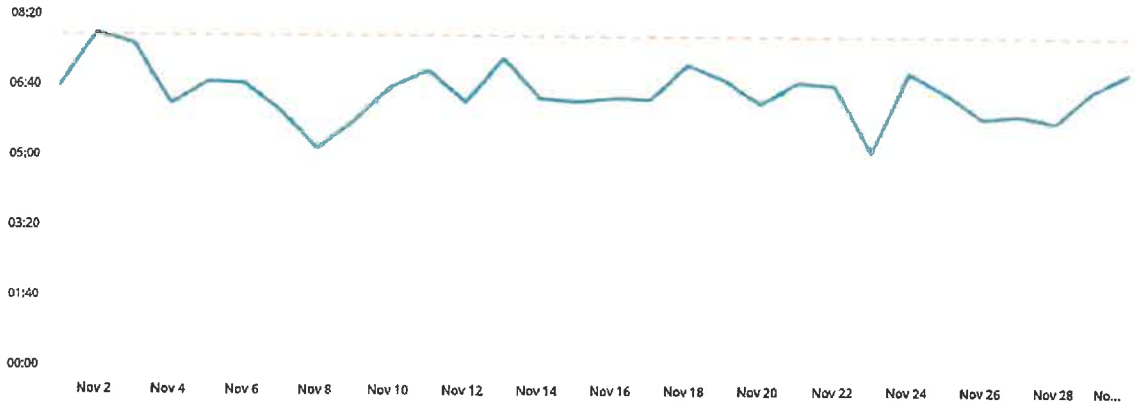
OF RESPONSES  
Response Time < 08:00

30

DAYS  
In Selected Time Slice

414

UNIT RESPONSES  
In Selected Time Slice



Counts

% Rows

% Columns

All

Week Ending	11/3/24	11/10/24	11/17/24	11/24/24	12/1/24	12/8/24	12/15/24	12/22/24	12/29/24	1/5/25	1/12/25	1/19/25	1/26/25	Total
00:00 - 04:59	1.21%	6.04%	3.86%	4.11%	4.11%									19.32%
05:00 - 07:59	4.59%	10.87%	12.32%	11.35%	7.97%									47.1%
08:00 - 08:59	0.48%	2.66%	3.62%	1.93%	2.42%									11.11%
09:00 - 09:59	1.21%	2.9%	2.17%	2.42%	1.21%									9.9%
10:00 - 11:59	0.72%	2.17%	1.45%	2.42%	1.93%									8.7%
12:00 - 14:59	1.21%	0.24%	0.72%	0.48%	0.48%									3.14%
15:00 - 16:59	0.24%		0.24%	0.24%										0.72%
17:00 - 17:59														
18:00 - 19:59														
20:00 - 29:59														
30:00 - 59:59														
Total	9.66%	24.88%	24.4%	22.95%	18.12%									100%
Exceptions														0.24%

Undefined		
Charge Adjustments		\$62,880.36
Charges in Period		\$796,184.00
Credits		(\$528,900.77)
Total AR Change for Undefined		\$330,163.59
Mission		
AR Previous Balance for Mission		\$2,834,815.90
Charge Adjustments		\$62,880.36
Charges in Period		\$796,184.00
Credits		(\$528,900.77)
Accounts Receivable Change for Mission - 202411		\$330,163.59
Total Balance Forward for Mission		\$3,164,979.49

Executive Summary for 216 - Mission

	Oct-24	Nov-24	Grand Total
Gross Charges	\$879,013	\$859,064	\$1,738,078
Cash Collections	(\$242,272)	(\$182,251)	(\$424,523)
Gross Charge per Trip	\$1,894	\$1,909	\$1,902
Cash/Txp (CPT)	\$522	\$405	\$464
Payer Mix			
Insurance	17.7%	13.3%	15.5%
Medicaid	13.8%	8.2%	11.1%
Medicare	51.5%	40.4%	46.1%
Private Pay	17.0%	12.7%	14.9%
Govt Misc	0.0%	1.3%	0.7%
Payer Research	0.0%	25.3%	12.5%
Level of Service			
ALS Non-Emergency	0.0%	0.0%	0.0%
ALS Emergency	77.4%	73.3%	75.4%
ALS-2	1.1%	0.7%	0.9%
BLS Non-Emergency	0.0%	0.0%	0.0%
BLS Emergency	21.6%	26.0%	23.7%
SCT A0429	0.0%	0.0%	0.0%
Facility Base	0.0%	0.0%	0.0%
Level of Service Volume			
Total Service Volume	464	450	914
ALS Non-Emergency TXP	0	0	0
ALS Emergency TXP	359	330	689
ALS-2 Emergency TXP	5	3	8
BLS Non-Emergency TXP	0	0	0
BLS Emergency TXP	100	117	217
Sct A0429 TXP	0	0	0
Service Others Cnt	0	0	0
Facility Base TXP	0	0	0
Ground Mileage	2,739	2,721	5,460

# **MISSION FIRE DEPARTMENT**

## **Emergency Ambulance Response Report**

**December 2024**



**“Dedicated to the Community we Protect... and Serve”**





eso



## Primary Impression Breakdown

Previous Month ▾ Dec 1, 2024 - Dec 31, 2024 ▾

Counts	% Rows		% Columns		Filter									
Week Ending	12/1/24	12/8/24	12/15/24	12/22/24	12/29/24	1/5/25	1/12/25	1/19/25	1/26/25	2/2/25	2/9/25	2/16/25	2/23/25	Total
Abdominal Pain	0.36%	2.15%	1.25%	1.43%	1.08%	0.54%								6.81%
Acute Pain, not elsewhere classified			0.18%	0.18%	0.36%									0.72%
Acute Respiratory Distress (Dyspnea)		0.9%	1.08%	0.72%	1.43%									4.12%
Alcohol use			0.18%	0.36%	0.18%									0.72%
Allergic Reaction				0.18%	0.18%									0.36%
Altered Mental Status		0.9%	0.9%	0.9%	0.72%	0.18%								3.58%
Anaphylaxis					0.18%									0.18%
Anxiety reaction/Emotional upset	0.18%	0.72%	0.36%	1.08%	1.43%	0.54%								4.3%
Asthma				0.18%										0.18%
Back Pain		1.25%	0.9%	1.08%	1.43%									4.66%
Cardiac arrest		0.18%	0.18%	0.18%	0.36%	0.36%								1.25%
Cardiac arrhythmia/dysrhythmia			0.18%		0.18%									0.36%
Chest Pain / Discomfort	0.18%	0.54%	0.36%	0.72%	0.72%	0.18%								2.69%
Chest Pain, Other (Non-Cardiac)		0.18%	0.54%		0.36%									1.08%
Common Cold		0.36%		0.18%		0.36%								0.9%
Confusion/Dehydration				0.18%	0.18%	0.18%								0.54%
Constipation					0.36%									0.36%
Convulsions		0.18%		0.18%	0.36%									0.72%
Diabetic Hyperglycemia		0.18%			0.36%									0.54%
Diabetic Hypoglycemia	0.18%	0.72%		0.54%	0.18%									1.61%
Diarrhea				0.18%	0.36%									0.54%
Dizziness	0.18%	0.36%	0.36%	0.54%	0.36%	0.18%								1.97%
Epistaxis					0.18%									0.18%
Extremity Pain	0.18%	0.72%	1.08%	0.18%	1.43%	0.18%								3.76%
Eye Injury						0.18%								0.18%

Week Ending	12/1/24	12/8/24	12/15/24	12/22/24	12/29/24	1/5/25	1/12/25	1/19/25	1/26/25	2/2/25	2/9/25	2/16/25	2/23/25	Total
Failure to Thrive (Adult)					0.18%									0.18%
Febrile Seizures					0.18%									0.18%
Fever		0.18%	0.18%	0.36%	0.18%	0.18%								1.08%
Gastro-esophageal reflux disease (GERD)				0.18%										0.18%
Gastrointestin... hemorrhage				0.18%	0.18%									0.36%
Generalized Weakness		1.79%	3.23%	1.25%	1.97%	0.72%								8.96%
Headache			0.72%		0.36%									1.08%
Hemorrhage			0.18%											0.18%
Hyperglycemia (Not Diabetic)		0.18%												0.18%
Hypertension		0.18%	0.18%	0.18%	0.18%									0.72%
Hypotension		0.54%	0.18%											0.72%
Influenza			0.18%											0.18%
Injury	0.72%	2.33%	3.41%	2.69%	3.58%	0.72%								13.44%
Laceration/Ab... (minor surface trauma)	0.18%		0.36%	0.18%	0.72%									1.43%
Laryngitis/Cro...						0.18%								0.18%
Malaise		0.18%	0.18%			0.36%								0.72%
Multiple injuries		0.18%	0.36%	0.18%	0.54%									1.25%
Nausea		0.36%		0.18%										0.54%
No Complaints or Injury/Illness Noted	0.36%	2.69%	2.69%	1.25%	2.33%	0.72%								10.04%
Obvious Death		0.18%	0.18%	0.18%										0.54%
Overdose - Alcohol		0.18%	0.18%											0.36%
Overdose - Benzodiazepin.			0.18%		0.18%									0.36%
Overdose - Unspecified				0.18%	0.36%	0.18%								0.72%
Pain (Non-Traumatic)	0.18%		0.54%	0.18%	0.54%									1.43%
Palpitations				0.18%										0.18%
Pelvic and Perineal Pain		0.18%	0.18%	0.18%										0.54%
Poisoning / Drug Ingestion				0.18%	0.18%									0.36%
Pregnancy related conditions			0.18%	0.18%	0.18%									0.54%

Week Ending	12/1/24	12/8/24	12/15/24	12/22/24	12/29/24	1/5/25	1/12/25	1/19/25	1/26/25	2/2/25	2/9/25	2/16/25	2/23/25	Total
Respiratory disorder		0.36%		0.18%	0.36%									0.9%
Seizures with status epilepticus	0.18%	0.18%		0.72%	0.18%	0.18%								1.43%
Sepsis/Septice..		0.18%		0.36%										0.54%
Sexual Abuse			0.18%											0.18%
Stroke		0.36%	0.18%	0.18%		0.18%								0.9%
Suicidal Ideation		0.18%	0.36%		0.18%									0.72%
Suicide attempt		0.18%			0.18%									0.36%
Syncope / Fainting	0.54%	1.25%	1.08%	0.72%	0.36%	0.18%								4.12%
Unconscious			0.18%	0.36%										0.54%
Urinary system disorder	0.18%		0.18%											0.36%
Vaginal Hemorrhage					0.18%									0.18%
Vomiting	0.18%	0.18%	0.36%			0.18%								0.9%
Total	3.76%	21.33%	23.3%	19.35%	25.63%	6.63%								100%

Previous Month ▾

Dec 1, 2024 - Dec 31, 2024 ▾

78%

**TRANSPORTS**  
Percentage of Patient  
Encounters

January

16%

**NON TRANSPORTS**  
Percentage of Patient  
Encounters

4%

**OTHER DISPOSITIONS**  
Percentage of Patient  
Encounters

December

568

**RECORDS**  
In Selected Time Slice

050100150200250300350400450500550600

31

**DAYS**  
In Selected Time Slice

COUNTS

% Rows      % Columns      % All

Week Ending	12/1/24	12/8/24	12/15/24	12/22/24	12/29/24	1/5/25	1/12/25	1/19/25	1/26/25	2/2/25	2/9/25	2/16/25	2/23/25	Total
January						4								4
December	22	121	131	115	142	33								564
Total	22	121	131	115	142	37								568



Previous Month ▾

Dec 1, 2024 - Dec 31, 2024 ▾

452

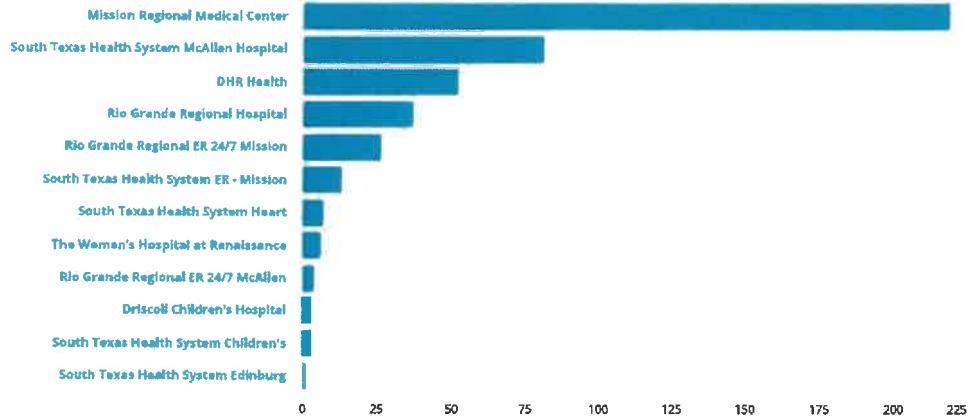
RECORDS

In Selected Time Slice

31

DAYS

In Selected Time



Counts

% Rows

% Columns



Week Ending	12/1/24	12/8/24	12/15/24	12/22/24	12/29/24	1/5/25	1/12/25	1/19/25	1/26/25	2/2/25	2/9/25	2/16/25	2/23/25	Total
DHR Health	0.44%	3.1%	1.77%	3.1%	2.65%	0.44%								11.5%
Driscoll Children's Hospital		0.22%			0.22%	0.22%								0.66%
Mission Regional Medical Center	1.55%	10.84%	11.5%	9.29%	11.28%	3.98%								48.45%
Rio Grande Regional ER 24/7 McAllen	0.22%		0.44%		0.22%									0.88%
Rio Grande Regional ER 24/7 Mission	0.22%	0.88%	0.88%	1.11%	2.43%	0.22%								5.75%
Rio Grande Regional Hospital	0.44%	0.88%	2.43%	1.33%	2.43%	0.66%								8.19%
South Texas Health System Children's		0.22%		0.22%	0.22%									0.66%
South Texas Health System ER - Mission	0.22%	1.11%	0.44%	0.44%	0.66%									2.88%
South Texas Health System Edinburg						0.22%								0.22%
South Texas Health System Heart		0.22%	0.44%	0.44%	0.22%	0.22%								1.55%
South Texas Health System McAllen Hospital	0.88%	3.76%	3.76%	2.65%	5.75%	1.11%								17.92%
The Women's Hospital at Renaissance		0.22%	0.22%	0.44%	0.44%									1.33%
Total	3.98%	21.46%	21.9%	19.03%	26.55%	7.08%								100%

Previous Month ▾

Dec 1, 2024 - Dec 31, 2024 ▾

07:12

MMSS  
Average Response Time

60%

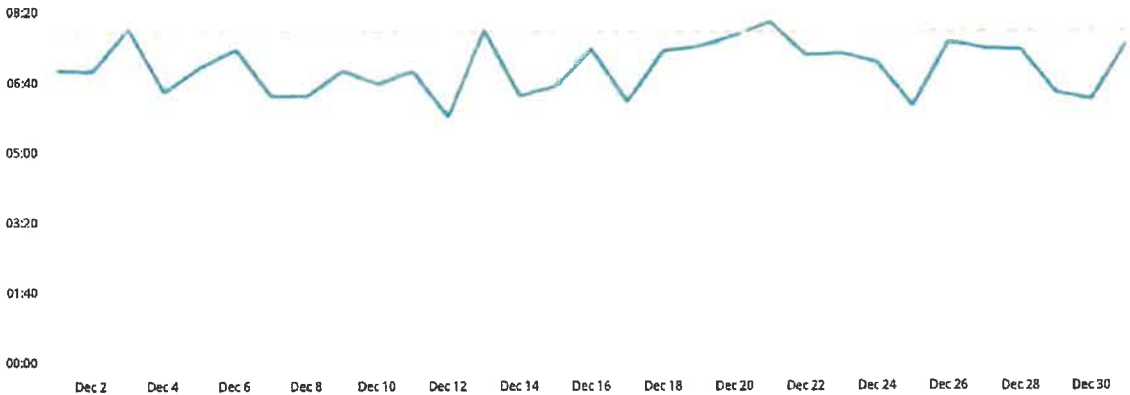
OF RESPONSES  
Response Time < 10 min

31

DAYS  
In Selected Time

444

UNIT RESPONSES  
In Selected Time



Counts	% Rows		% Columns		All									
Week Ending	12/1/24	12/8/24	12/15/24	12/22/24	12/29/24	1/5/25	1/12/25	1/19/25	1/26/25	2/2/25	2/9/25	2/16/25	2/23/25	Total
00:00 - 04:59	0.9%	3.6%	3.15%	2.03%	2.93%	0.45%								13.06%
05:00 - 07:59	2.25%	8.56%	10.81%	9.46%	11.26%	4.28%								46.62%
08:00 - 08:59	0.23%	4.28%	3.83%	1.58%	3.83%	0.68%								14.41%
09:00 - 09:59		1.8%	1.35%	2.03%	4.05%	0.45%								9.68%
10:00 - 11:59	0.23%	2.25%	1.13%	3.38%	2.93%	1.13%								11.04%
12:00 - 14:59		1.13%	1.35%	0.45%	0.45%	0.23%								3.6%
15:00 - 16:59	0.23%	0.23%												0.45%
17:00 - 17:59			0.23%	0.23%	0.23%									0.68%
18:00 - 19:59	0.23%													0.23%
20:00 - 29:59				0.23%										0.23%
30:00 - 59:59														
Total	4.05%	21.85%	21.85%	19.37%	25.68%	7.21%								100%
Exceptions														0%



Undefined	
Charge Adjustments	\$44,822.42
Charges in Period	\$849,878.00
Credits	(\$837,087.01)
Total AR Change for Undefined	\$57,613.41
Mission	
AR Previous Balance for Mission	\$3,164,979.49
Charge Adjustments	\$44,822.42
Charges in Period	\$849,878.00
Credits	(\$837,087.01)
Accounts Receivable Change for Mission - 202412	\$57,613.41
Total Balance Forward for Mission	\$3,222,592.90

## Executive Summary for 216 - Mission



	Oct-24	Nov-24	Dec-24	Grand Total
Gross Charges	\$879,013	\$859,064	\$894,700	\$2,632,778
Cash Collections	(\$242,272)	(\$182,251)	(\$315,376)	(\$739,899)
Gross Charge per Trip	\$1,894	\$1,909	\$1,884	\$1,895
Cash/Txp (CPT)	\$522	\$405	\$664	\$533
Payer Mix				
Insurance	18.1%	18.9%	10.5%	15.8%
Medicaid	14.0%	12.0%	6.7%	10.9%
Medicare	51.7%	47.3%	33.7%	44.1%
Private Pay	17.5%	21.3%	7.4%	15.3%
Govt Misc	0.0%	1.6%	0.4%	0.6%
Payer Research	0.0%	0.4%	41.7%	14.0%
Level of Service				
ALS Non-Emergency	0.0%	0.0%	0.0%	0.0%
ALS Emergency	77.4%	72.7%	73.7%	74.6%
ALS-2	1.1%	1.6%	2.7%	1.8%
BLS Non-Emergency	0.0%	0.0%	0.0%	0.0%
BLS Emergency	21.6%	25.8%	23.6%	23.6%
SCT A0429	0.0%	0.0%	0.0%	0.0%
Facility Base	0.0%	0.0%	0.0%	0.0%
Level of Service Volume				
Total Service Volume	464	450	475	1,389
ALS Non-Emergency TXP	0	0	0	0
ALS Emergency TXP	359	327	350	1,036
ALS-2 Emergency TXP	5	7	13	25
BLS Non-Emergency TXP	0	0	0	0
BLS Emergency TXP	100	116	112	328
Sct A0429 TXP	0	0	0	0
Service Others Cnt	0	0	0	0
Facility Base TXP	0	0	0	0
Ground Mileage	2,739	2,647	2,823	8,209



# **MISSION FIRE DEPARTMENT**

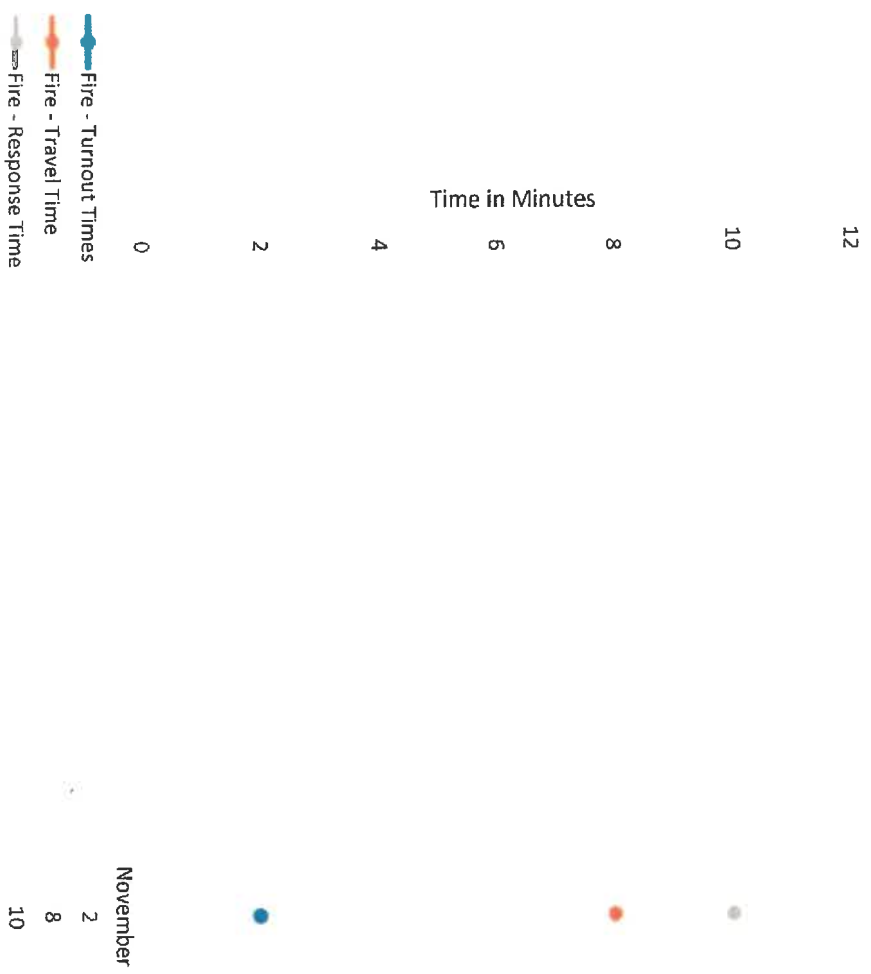
## **MONTHLY REPORT**

**November 2024**

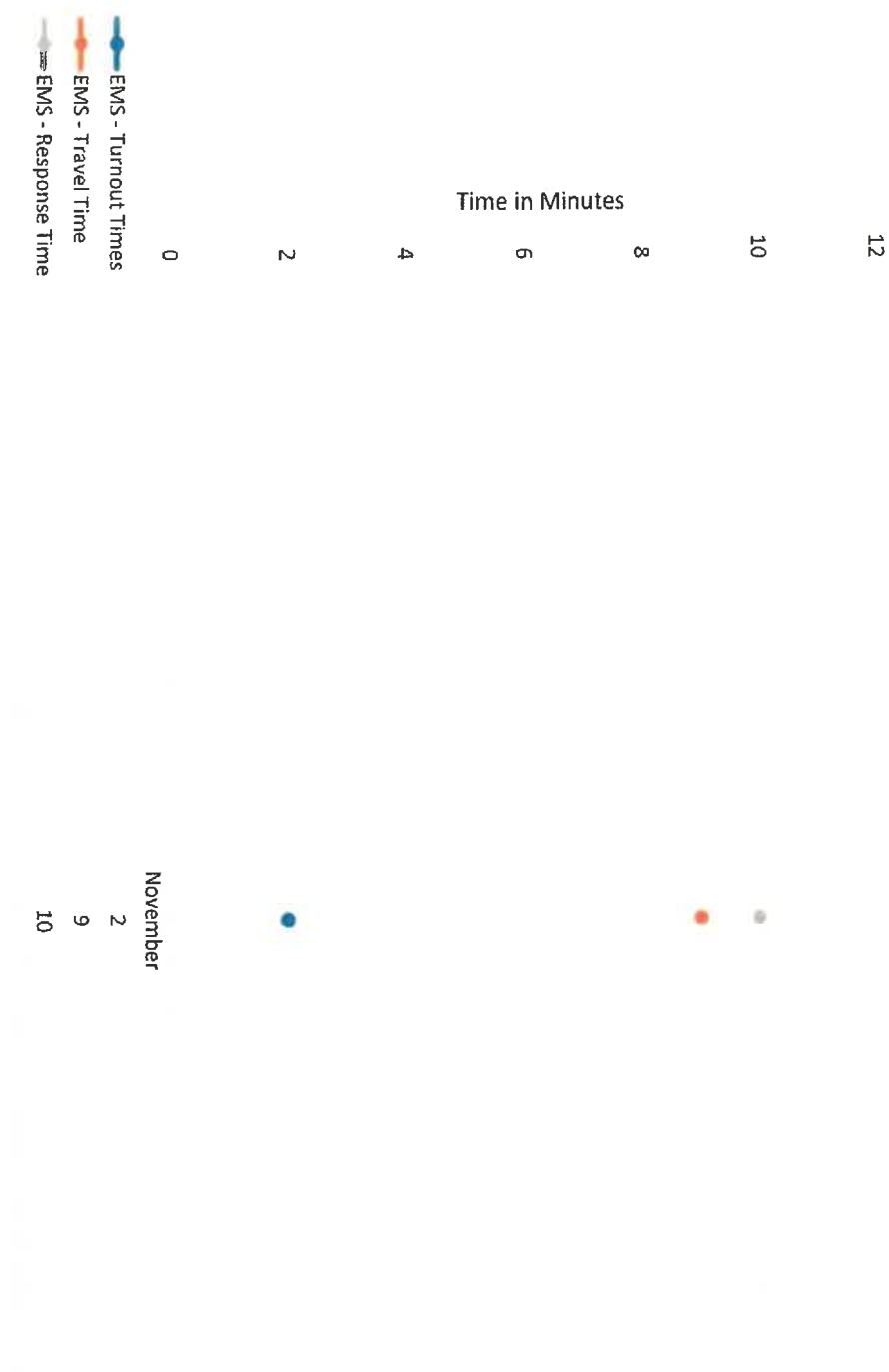


**“Dedicated to the Community we Protect... and Serve”**

# Fire Response Time



EMS Response Time



Alarm Date Range

11/1/24 to 11/30/24

Is Locked

Is Active

# Fire Index - Incident Type Breakdown

This measure comes from the FSO Fire Index. See national performance at: <https://www.fso.com/resources/fire-index/>

Count of Total Incidents & Exposures

Count of Incidents

556

Count of Exposures: 556

Aid Given/Received

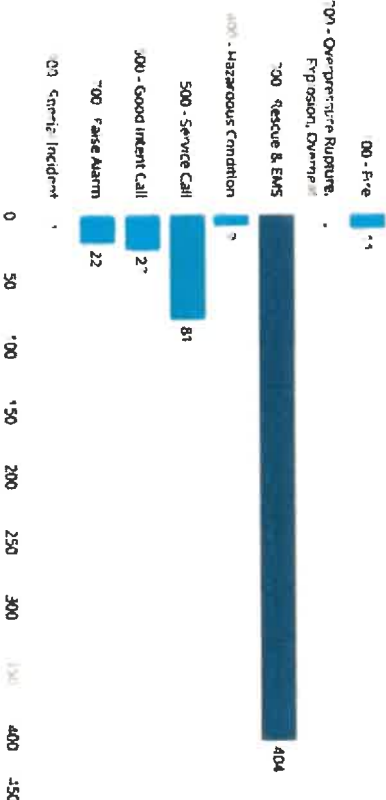
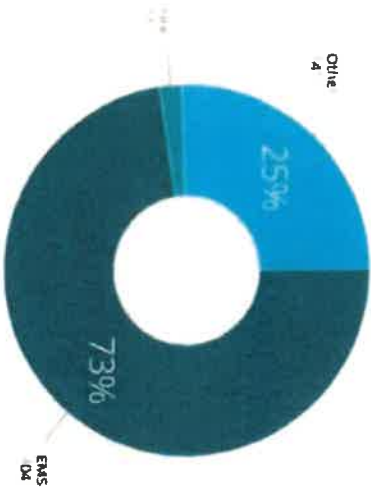
Aid Given

4

Aid Received: 552

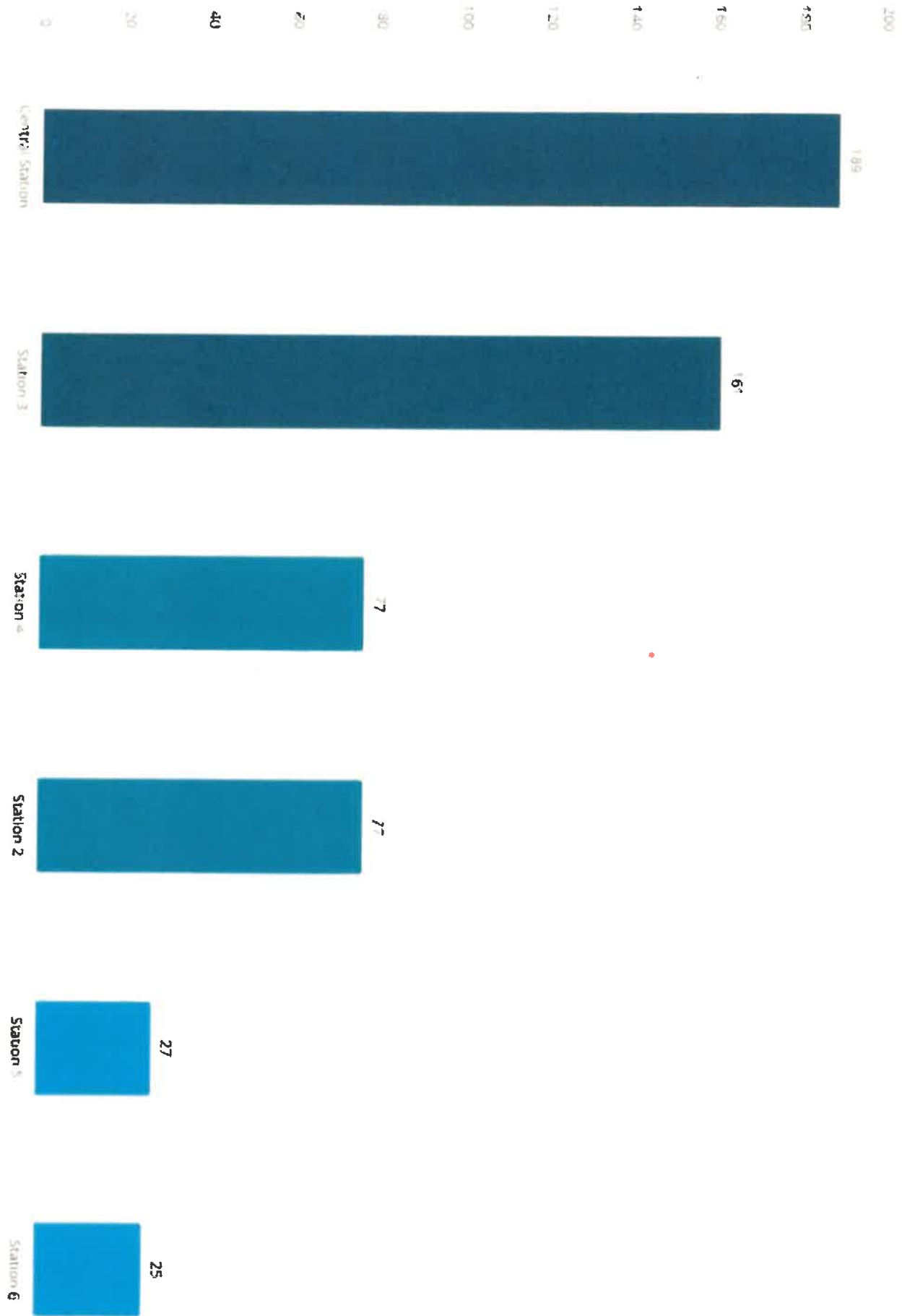
EMS/Fire Incident Breakdown

Count of Incidents by Incident Type



Incident Count by Station

Incident Count by Station



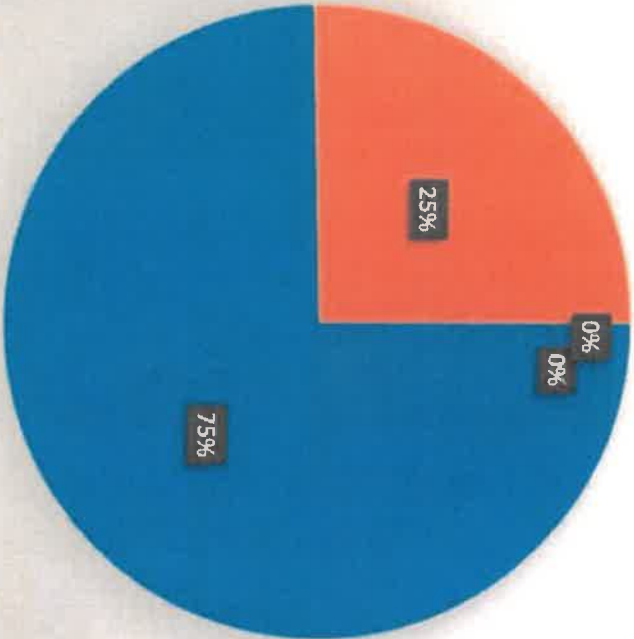
Apply

Cancel





November Training Hours



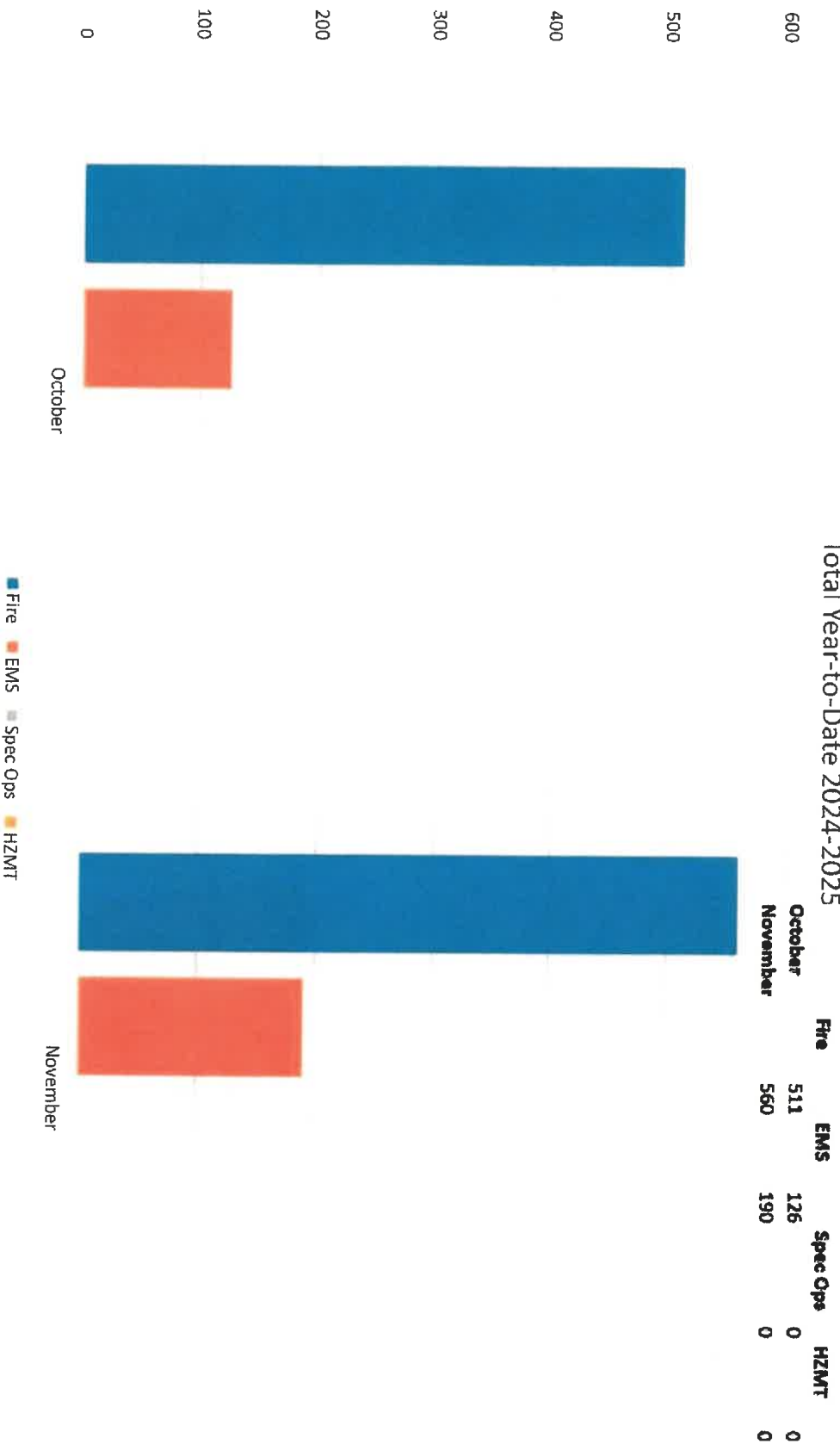
- Fire
- EMS
- Spec Ops
- HZMT

	Fire	EMS	Spec Ops	HZMT
October	560	190	0	0



Training Hours

Total Year-to-Date 2024-2025



# **MISSION FIRE DEPARTMENT**

## **MONTHLY REPORT**

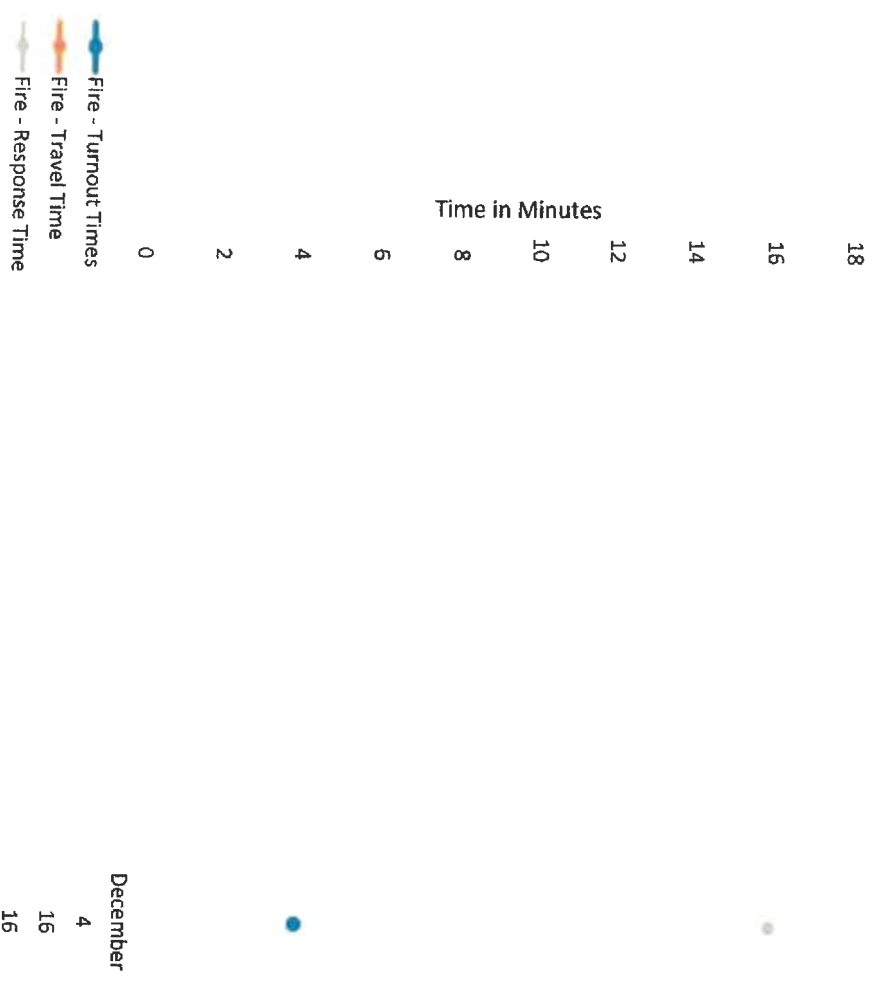
**December 2024**



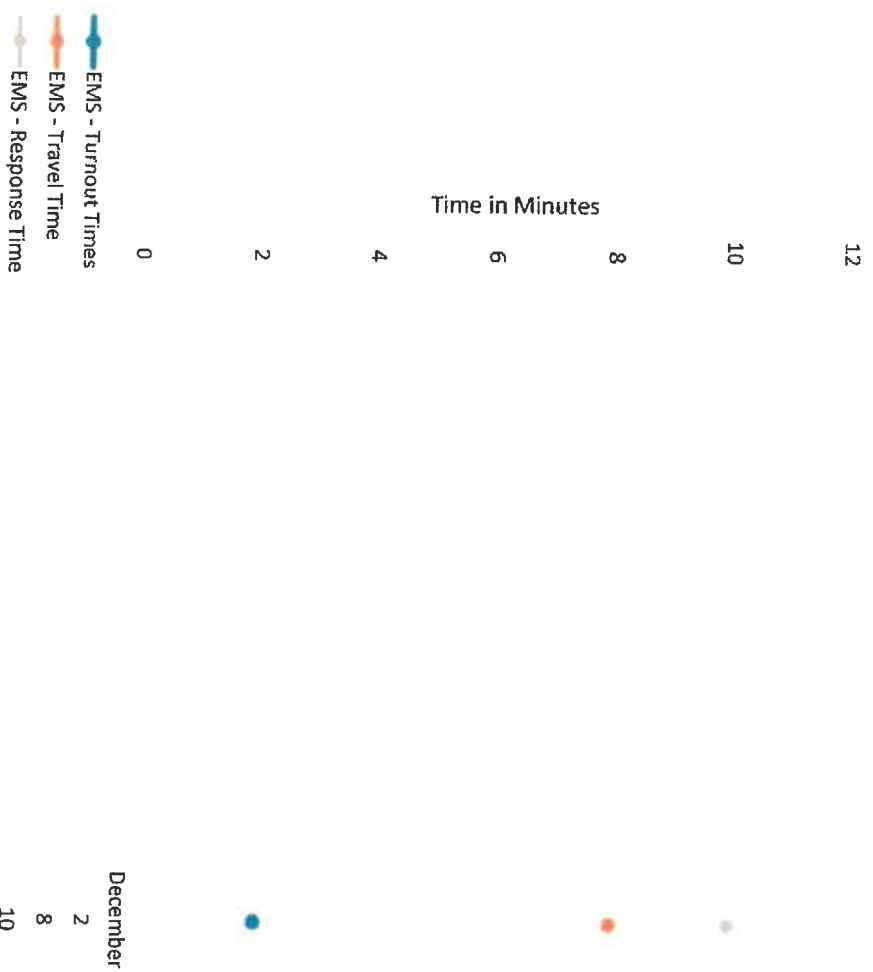
**“Dedicated to the Community we Protect... and Serve”**



# Fire Response Time



# EMS Response Time



It's measure come from the ESO Fire Index, see national performance at <https://www.eso.com/resources/fire-index/>

Count of Total Incidents & Exposures

Aid Given/Received

Count of Incidents

556

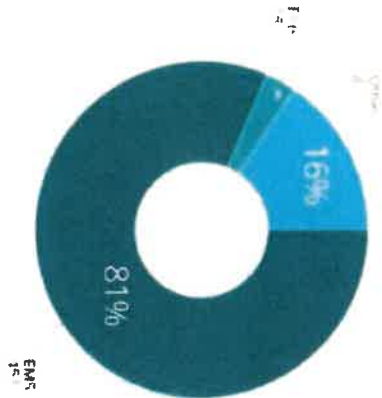
Count of Exposures: 557

Aid Given

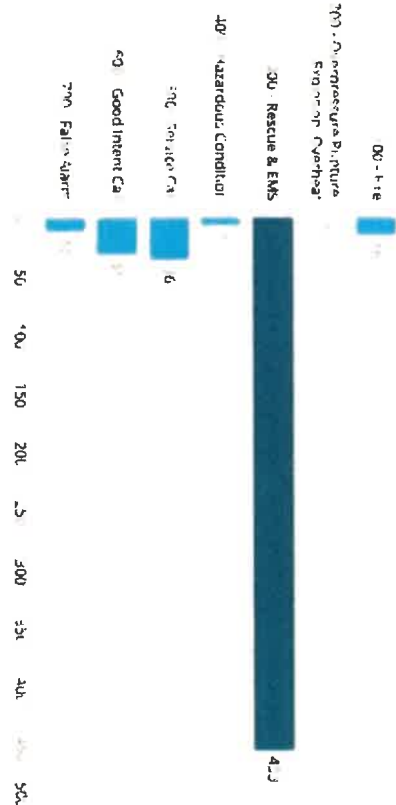
3

Aid Received: 553

EMS/Fire Incident Breakdown

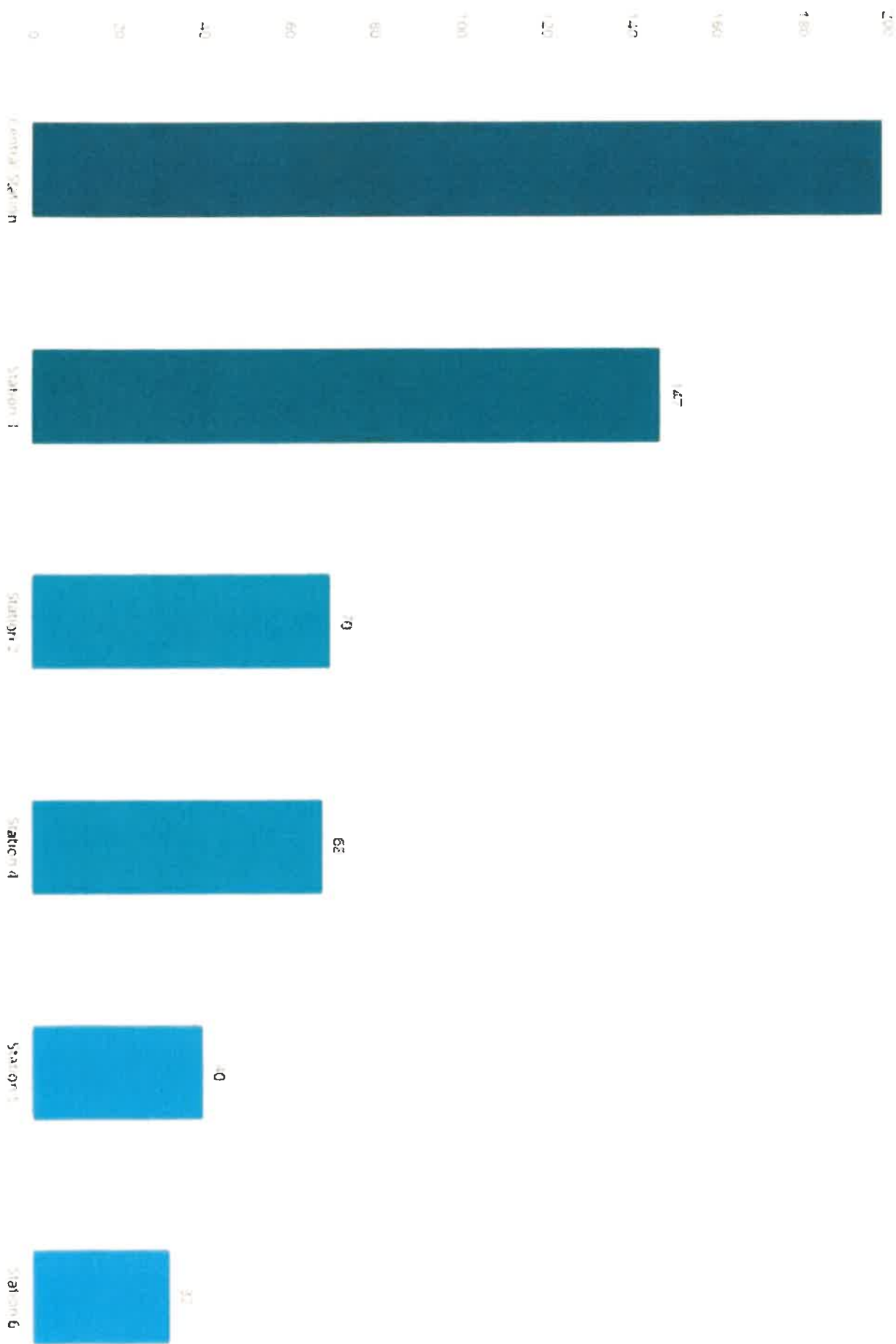


Count of Incidents by Incident Type



Incident Count by Station

Incident Count by Station




Apply

Cancel





December Training Hours

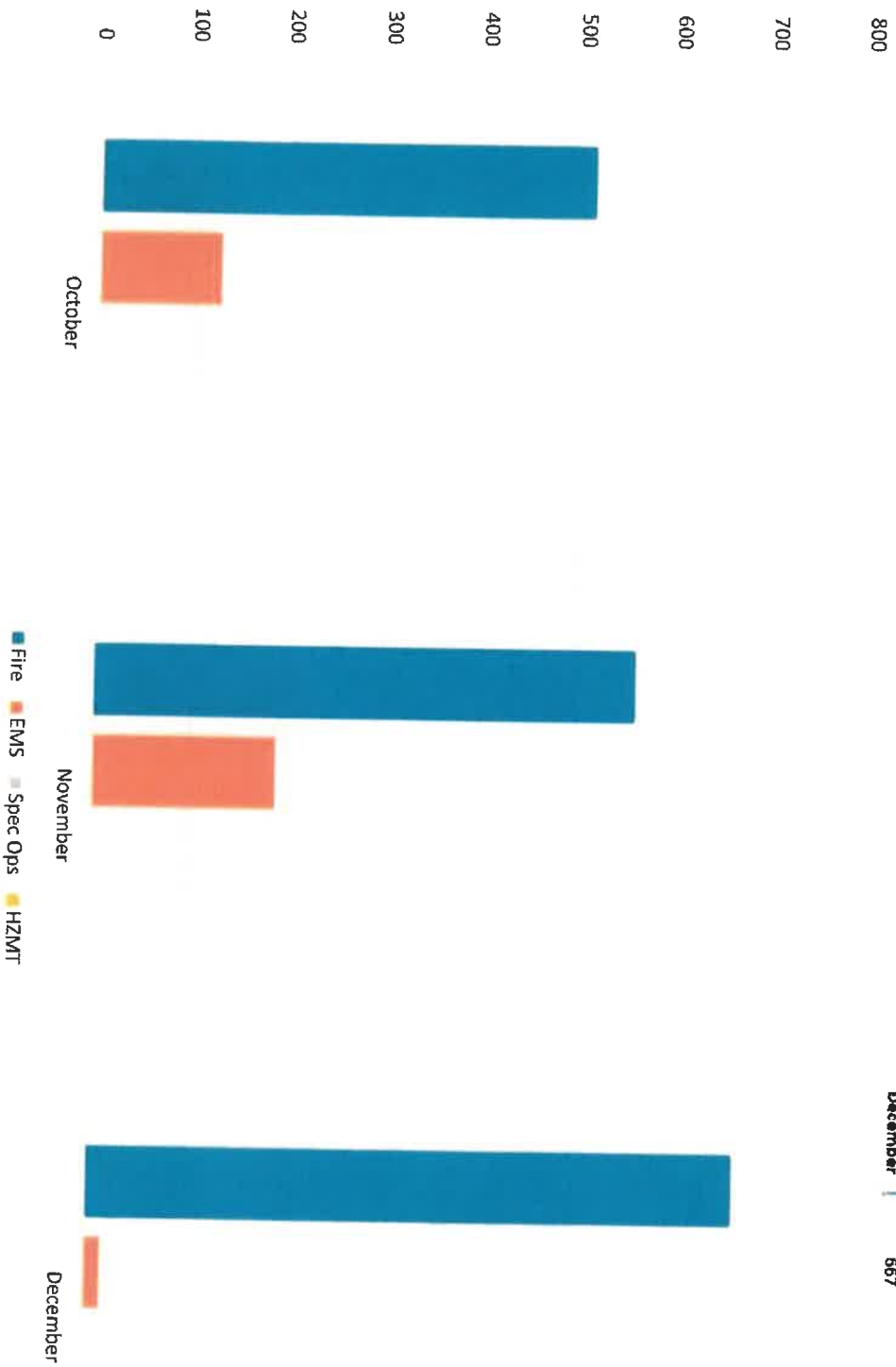


- Fire
- EMS
- Spec Ops
- HazMat

	Fire	EMS	Spec Ops	HazMat
October	667	16	0	0



# Training Hours Total Year-to-Date 2024-2025



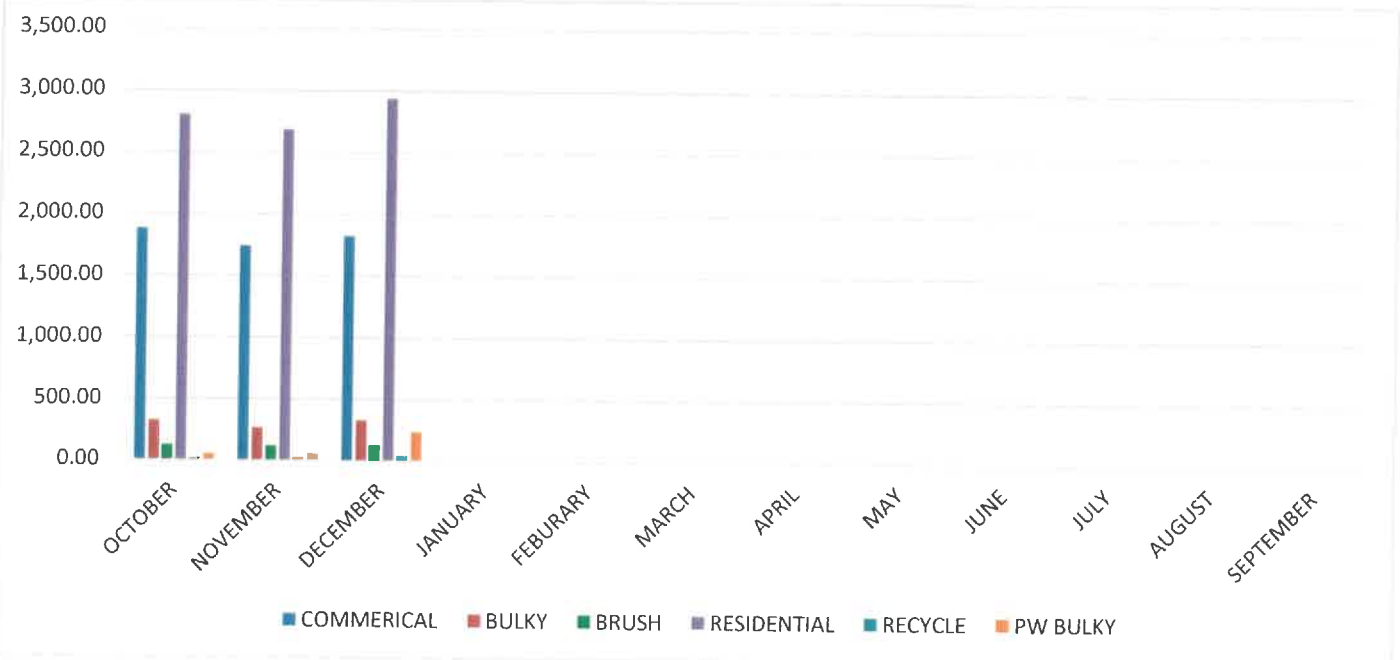
	Fire	EMS	Spec Ops	HZMT
October	511	126	0	0
November	560	190	0	0
December	667	16	0	0

## SANITATION DEPARTMENT

For the month of December, the City of Mission Sanitation Department disposed of a combined **5331.22** tons of trash/bulky items. In addition, **9436.00** cubic yards of brush was collected at our sanitation landfill.

Month	TONS RESIDENTIAL	CUBIC YARDS BRUSH	TONS BULKY	TONS COMMERICAL	TONS BRUSH	TONS RECYCLE	TONS PW BULKY
OCTOBER	2,805.45	9,268.00	322.85	1,881.00	125.118	18.60	52.23
NOVEMBER	2,685.61	8792.00	266.90	1742.68	118.692	26.98	59.29
DECEMBER	2,939.79	9436.00	329.30	1824.82	127.386	43.85	237.31
JANUARY					0		
FEBURARY					0		
MARCH					0		
APRIL					0		
MAY					0		
JUNE					0		
JULY					0		
AUGUST					0		
SEPTEMBER					0		
Total	8430.85	27496	919.05	5448.5	243.81	89.43	348.83

## 2024 - 2025 SANITATION PICK UP (TONS)



# MISSION HISTORICAL MUSEUM

Departmental Report December 2024

"It's a side of museums that many people don't see and sometimes don't understand when they see it in your budget. It's something that happens out of the way and it's not flashy but we're ensuring the long-term health of the cultural legacy of the area."



## PERFORMANCE INDICATORS:

Performance Indicators	October	November	December
General Attendance	101	270	67
Programs	13	750	82
Tours	23	0	0
Social Media	10,100	7000	7,100
Outreach	0	0	0
Meetings Hosted	7	0	0
Total:	10,244	8,020	7,249

(# of people served December 1– December 31)

## Public and Educational Programs/Events

### Past Programs/Events:

November 2	Dia de los Muertos Folklife Festival
November 9	MHM Lecture Series (cancelled due to parade)
December 14	MHM Lecture Series
December	Christmas Craft Day

### Upcoming Programs/Events:

January 11 <sup>th</sup>	MHM Lecture Series
January 15 <sup>th</sup>	Quilt Show Opening
January 21 & 22	She Came to the Valley Movie Screenings
January 28 & 29	She Came to the Valley Movie Screenings
February 13 <sup>th</sup>	Time capsule ceremony

### Other Items:

Spring	Hosting three UTRGV student interns
Ongoing	M.C.I.S.D. projects
Ongoing	Epidemic Exhibit (Funding received from McCoys)
Ongoing	New Database CatalogIt (Received/Doing clean up)
Ongoing	Moorefield Exhibit (Seeking Quotes)
November-March	Brick paver Campaign
December	Sherwin Williams donation (Received)
January	Traveling Exhibit out on loan at UVAL
January	4Imprint Grant: Baseball Exhibit Banners



# Mission Event Center Revenue Ledger

12/01/2024 - 12/31/2024

Source: RESERVE (event management software)

Event - Name	Event Date	Room Rental Charges	Alcoholic Beverage Charges	Equipment Charges	Security Fee	Refundable Damage Deposit	Use of Kitchen/Outside Caterers Fee	Function Total	Total Adjustments and Discounts	Total Payments Received	Balance Due	Estimated Attendance
City of Mission Human Resource Service Award	12/02/2024	\$0.00		\$0.00				\$0.00	(\$1,700.00)	\$0.00	\$0.00	125
City of Mission Directors Retreat	12/03/2024							\$0.00		\$0.00	\$0.00	40
Mission Chamber of Commerce Health Fair	12/04/2024	\$0.00		\$0.00	\$0.00		\$0.00	\$0.00	(\$5,500.00)	\$0.00	\$0.00	450
STC Training Seminar	12/08/2024	\$2,500.00		\$0.00		\$500.00	\$375.00	\$3,375.00	\$0.00	\$3,375.00	\$0.00	600
IOC Christmas Party	12/10/2024	\$7,300.00		\$0.00	\$0.00	\$500.00	\$375.00	\$8,175.00	\$0.00	\$8,175.00	\$0.00	700
Builders First Sources Appreciation Breakfast	12/11/2024	\$2,000.00		\$0.00		\$500.00	\$375.00	\$2,875.00	\$0.00	\$500.00	\$2,375.00	280
STC Nursing Planning Ceremony	12/11/2024	\$2,850.00		\$350.00	\$0.00	\$500.00		\$3,700.00	\$0.00	\$1,850.00	\$1,850.00	600
Naturalization Ceremony	12/12/2024	\$3,800.00		\$350.00				\$4,220.00	\$0.00	\$4,220.00	\$0.00	900
Class of 2024 White Coat Ceremony	12/13/2024	\$2,500.00	\$1,680.00	\$350.00	\$0.00	\$500.00	\$375.00	\$5,405.00	\$0.00	\$5,405.00	\$0.00	500
Hacienda Holiday Dinner	12/14/2024	\$6,500.00	\$5,600.00	\$400.00	\$0.00	\$500.00	\$375.00	\$13,375.00	\$0.00	\$13,375.00	\$0.00	700
IOC Company Safety Meeting	12/16/2024	\$2,500.00		\$350.00		\$500.00		\$3,350.00	\$0.00	\$3,350.00	\$0.00	330
Texas Department of Transportation Safety Banquet	12/17/2024	\$4,350.00		\$0.00		\$500.00	\$375.00	\$5,225.00	\$0.00	\$0.00	\$5,225.00	400
City of Mission "KOPS FOR KIDS" Toy Drive	12/20/2024	\$0.00		\$0.00				\$0.00	(\$5,700.00)	\$0.00	\$0.00	1000
Fall Season Sports Banquet	12/21/2024	\$2,850.00		\$700.00	\$0.00	\$500.00	\$375.00	\$4,425.00	\$0.00	\$4,425.00	\$0.00	450
Scott/Vela Wedding Reception	12/28/2024	\$4,100.00	\$4,647.00	\$300.00	\$250.00	\$500.00	\$375.00	\$10,172.00	\$0.00	\$10,172.00	\$0.00	500
15 events hosted												
<b>TOTAL</b>		<b>\$41,250.00</b>	<b>\$11,927.00</b>	<b>\$2,800.00</b>	<b>\$250.00</b>	<b>\$5,000.00</b>	<b>\$3,000.00</b>	<b>\$64,297.00</b>	<b>(\$12,900.00)</b>	<b>\$54,847.00</b>	<b>\$9,450.00</b>	<b>7575</b>

Dec-23

14 events hosted

	\$32,500.00	\$16,842.00	\$1,750.00	\$1,850.00	\$5,000.00	\$2,875.00	\$60,817.00	-\$4,550.00	\$60,817.00	\$0.00
--	-------------	-------------	------------	------------	------------	------------	-------------	-------------	-------------	--------



# Mission Police Department

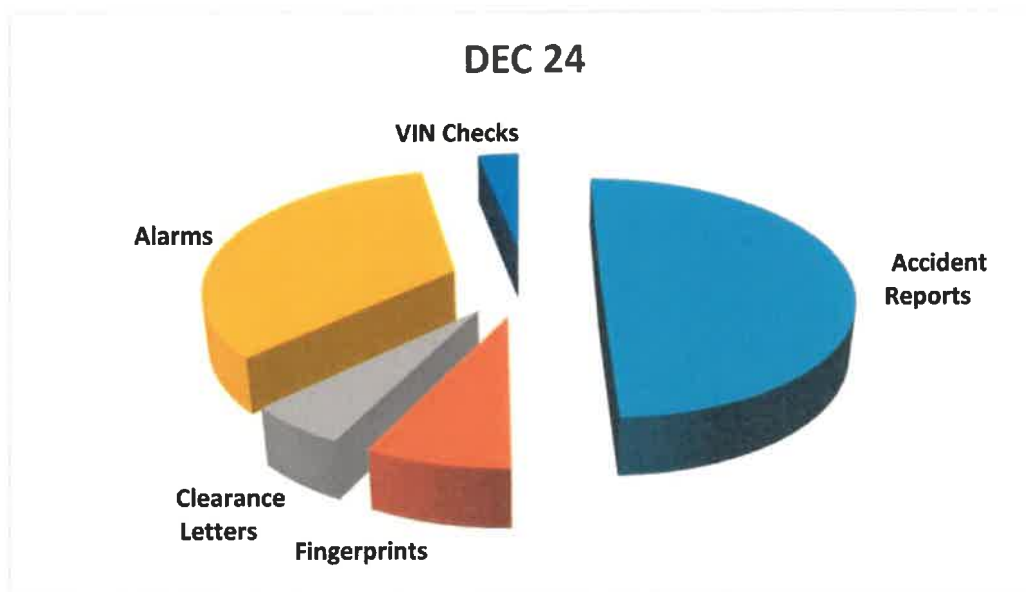
## Monthly Report for December 2024



### ***Records Division***

The following entries from our records division are actual persons visiting the Mission Police Department facility to obtain copies of reports; getting fingerprinted; job applications; clearance letter for job applications; vehicle identification number clearance letters for people buying used motor vehicles; persons visiting our warrant officers, criminal investigations or administrative personnel for assistance in police related matters.

	<b><u>Dec 24</u></b>	<b><u>FY 24-25 YTD</u></b>
Accident Reports	87	287
Fingerprints	13	45
Clearance Letters	9	32
Alarms	127	196
VIN Checks	5	18
<b>TOTAL</b>	<b>241</b>	<b>578</b>





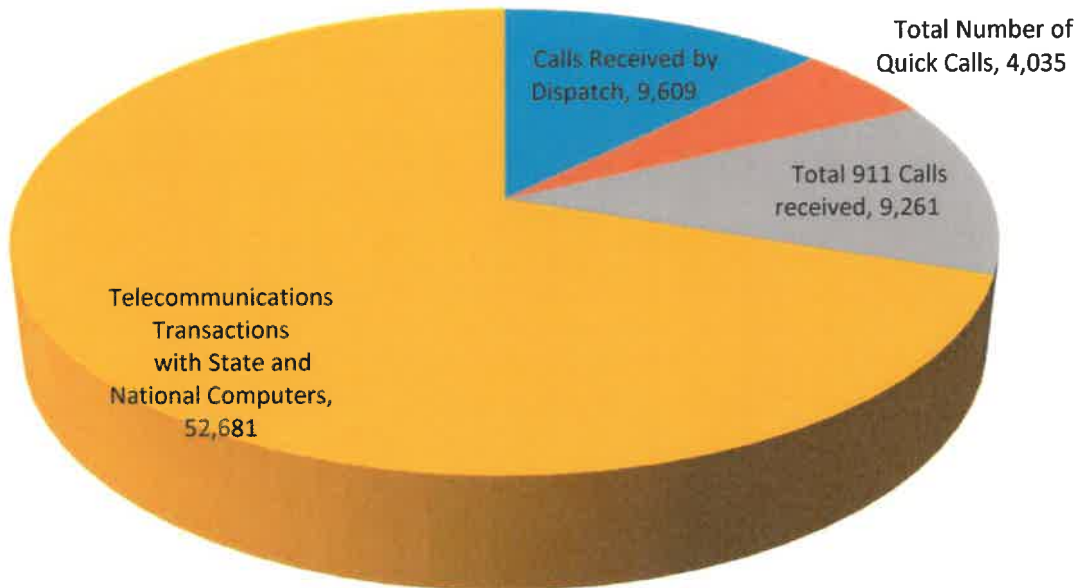
# Mission Police Department

## Monthly Report for December 2024



### ***Communications Division***

	<b><u>Dec 24</u></b>	<b><u>FY 24-25 YTD</u></b>
Calls Received by Dispatch	3,353	9,609
Total Number of Quick Calls	1,417	4,035
Total 911 Calls received	3,241	9,261
Telecommunications Transactions with State and National Computers	18,702	52,681





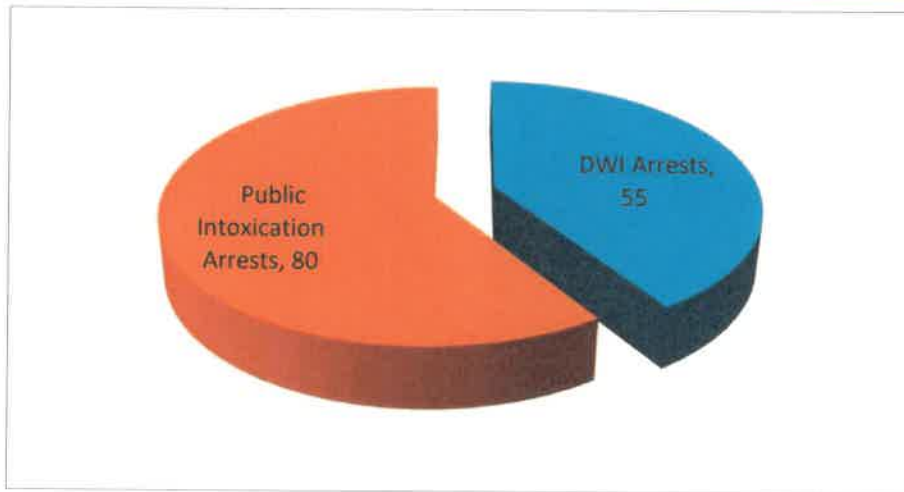
# Mission Police Department Monthly Report for December 2024



## Patrol Division

**DWI Arrests**  
**Public Intoxication Arrests**

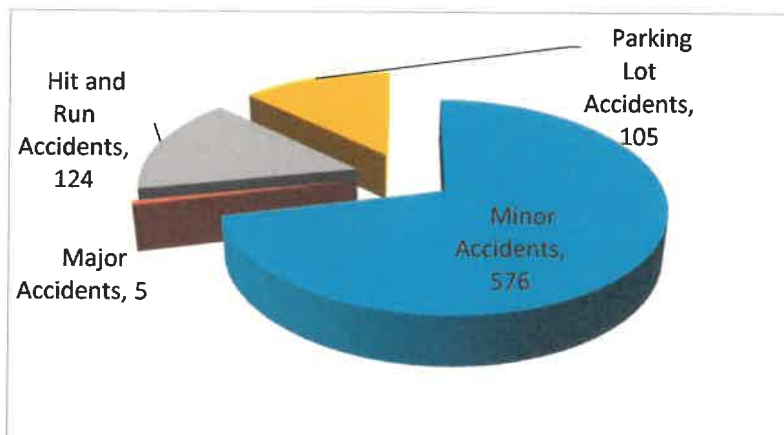
<u>Dec 24</u>	<u>FY 24-25 YTD</u>
17	55
21	80



## Traffic Division

**Minor Accidents**  
**Major Accidents**  
**Hit and Run Accidents**  
**Parking Lot Accidents**

<u>Dec 24</u>	<u>FY 24-25 YTD</u>
195	576
1	5
41	124
33	105



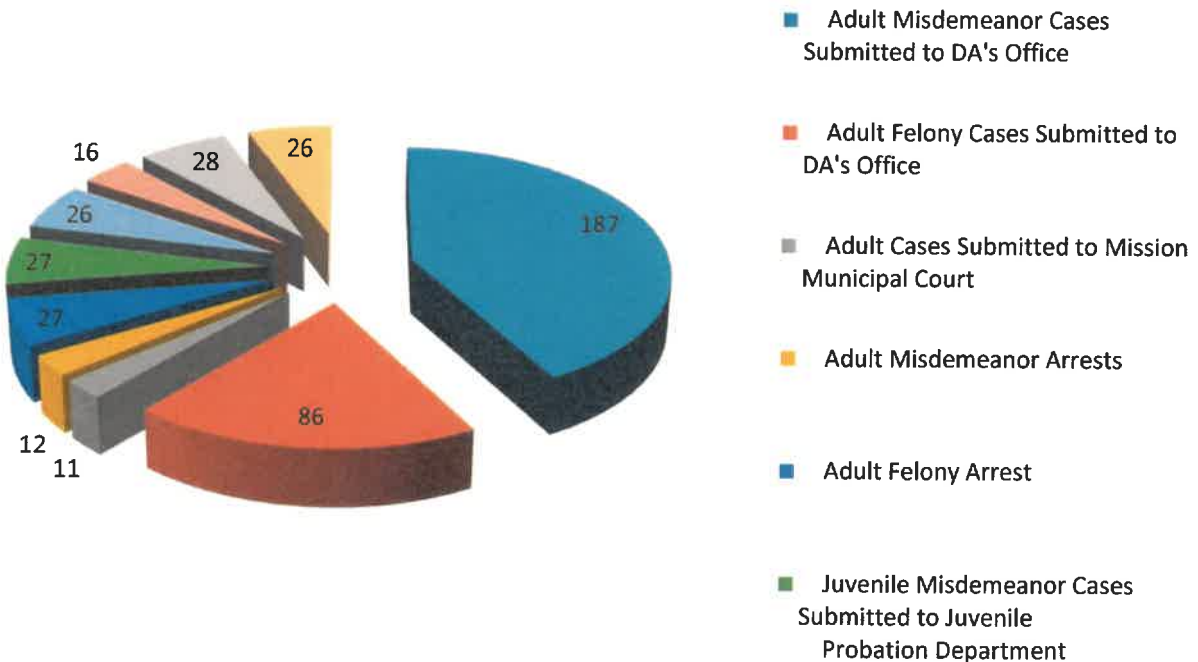


## ***Criminal Investigations Criminal Case Submissions***



	<b>Dec 24</b>	<b>FY 24-25 YTD</b>
Adult Misdemeanor Cases Submitted to DA's Office	61	187
Adult Felony Cases Submitted to DA's Office	24	86
Adult Cases Submitted to Mission Municipal Court	6	11
Adult Misdemeanor Arrests	8	12
Adult Felony Arrest	10	27
Juvenile Misdemeanor Cases Submitted to Juvenile Probation Department	6	27
Juvenile Felony Cases Submitted to Juvenile Probation Department	9	26
Juvenile Cases Submitted to Mission Municipal Court	4	16
Juvenile Misdemeanor Arrests	6	28
Juvenile Felony Arrests	9	26
Total Open Cases	205	205

### **Dec 24**







# Mission Police Department

## Monthly Report for December 2024



### ***Jail Division***

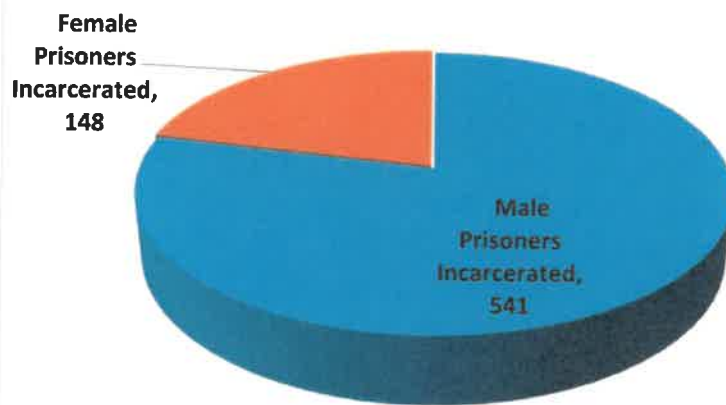
#### **Adults**

Male Prisoners Incarcerated  
Female Prisoners Incarcerated  
**Total**

#### **Dec 24**

#### **FY 24-25 YTD**

171	541
42	148
<b>213</b>	<b>689</b>



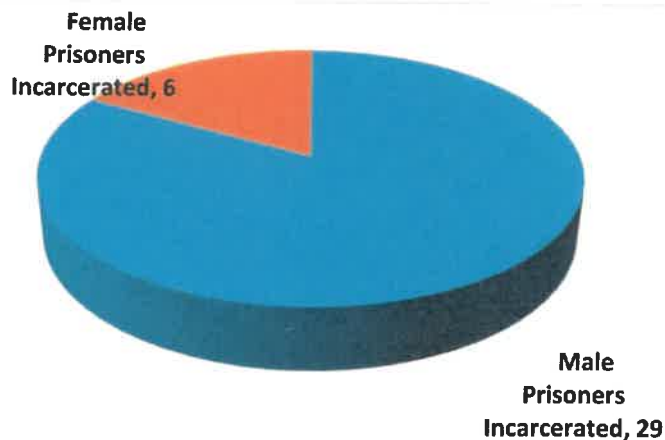
#### **Juveniles**

Male Prisoners Incarcerated  
Female Prisoners Incarcerated  
**Total**

#### **Dec 24**

#### **FY 24-25 YTD**

7	29
2	6
<b>9</b>	<b>35</b>





## ***Narcotics Division -DEA***

### **Seizures**

Marihuana (lbs)

(Street Value -\$506.00 per pound)

**Dec 24**

**FY 24-25 YTD**

0.00

0.00

\$0.00

\$0.00

Cocaine (kilos)

(Street Value -\$21,000.00 per Kilo)

1.5

420.95

\$31,500.00

\$8,839,950.00

Fentanyl

(Street Value -\$30,000.00 per Kilo)

0

0.00

\$0.00

\$0.00

Heroin (kilos)

(Street Value -\$17,680.00 per Kilo)

0

0.00

\$0.00

\$0.00

Methamphetamine (kilos)

(Street Value -\$11,925.00 per Kilo)

0

1035.74

\$0.00

\$20,611,226.00

Currency Seizures:

\$39,191.00

\$108,382.00

Vehicle Seizures:

0

1

Arrest:

3

24

## ***Narcotics Division -Immigration & Customs Enforcement***

### **Seizures**

Marihuana (lbs)

(Street Value -\$506.00 per pound)

**Dec 24**

**FY 24-25 YTD**

0

0.00

\$0.00

\$0.00

Cocaine (kilos)

(Street Value -\$21,000.00 per Kilo)

12

107.02

\$252,000.00

\$2,247,420.00

Heroin (kilos)

(Street Value -\$17,680.00 per Kilo)

0

0.00

\$0.00

\$0.00

Methamphetamine (kilos)

(Street Value -\$11,925.00 per Kilo)

0

481.00

\$0.00

\$9,139,000.00

Currency Seizures:

\$139,720.00

\$334,900.00

Vehicle Seizures:

0

0

Arrest:

2

9



## ***Mission Police and Criminal Investigations***

### **Narcotics**

	<b><u>Dec 24</u></b>	<b><u>FY 24-25 YTD</u></b>
Marihuana (pounds)	0.08	0.33
(Street Value -\$506.00 per pound)	\$38.96	\$167.49
Cocaine (kilos)	0.0160	0.19
(Street Value -\$21,000.00 per Kilo)	\$336.00	\$4,032.00
Currency	\$0.00	\$1,289.00

### ***U.S. Marshal Task Force***

	<b><u>Dec 24</u></b>	<b><u>FY 24-25 YTD</u></b>
Fugitive Apprehension	0	0
Mission CIB Warrants	0	0
68-A Vehicle Inspections	0	0





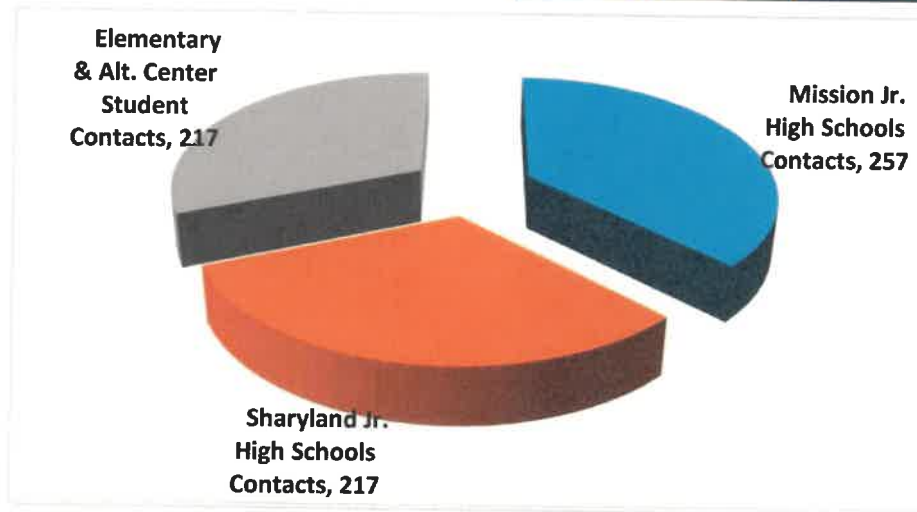
# Mission Police Department

## Monthly Report for December 2024



### ***Educational Resource Officer Program***

	<b><u>Dec 24</u></b>	<b><u>FY 24-25 YTD</u></b>
Mission Jr. High Schools Contacts	63	257
Sharyland Jr. High Schools Contacts	57	217
Elementary & Alt. Center Student Contacts	71	217



	<b><u>Dec 24</u></b>	<b><u>FY 24-25 YTD</u></b>
Mission High Schools	137	500
Sharyland High Schools	90	318



## Adult & Juvenile Cases Submitted by Police Officers Assigned to Mission & Sharyland Schools



Adult Cases Submitted to Mission Municipal Court

Adult Misdemeanor Arrests

Adult Felony Arrests

Juvenile Misdemeanor Cases Submitted to Juvenile Probation Department

Juvenile Felony Cases Submitted to Juvenile Probation Department

Juvenile Cases Submitted to Mission Municipal Court

Juvenile Cases Submitted to JP Court

Juvenile Misdemeanor Arrests

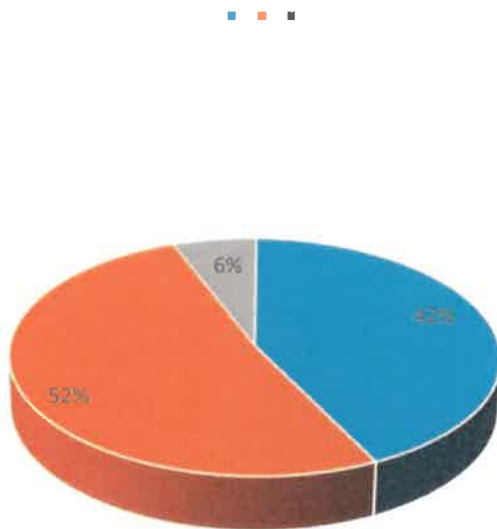
Juvenile Felony Arrests

**Dec 24**

**FY 24-25 YTD**

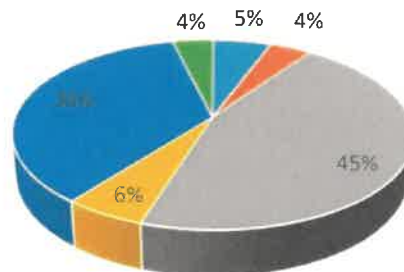
4	14
3	17
1	2
3	7
3	5
23	57
2	7
9	45
4	5

FY 24-25 YTD



FY 24-25 YTD

- Juvenile Misdemeanor Cases Submitted to Juvenile Probation Department
- Juvenile Felony Cases Submitted to Juvenile Probation Department
- Juvenile Cases Submitted to Mission Municipal Court
- Juvenile Cases Submitted to JP Court
- Juvenile Misdemeanor Arrests
- Juvenile Felony Arrests





# Mission Police Department

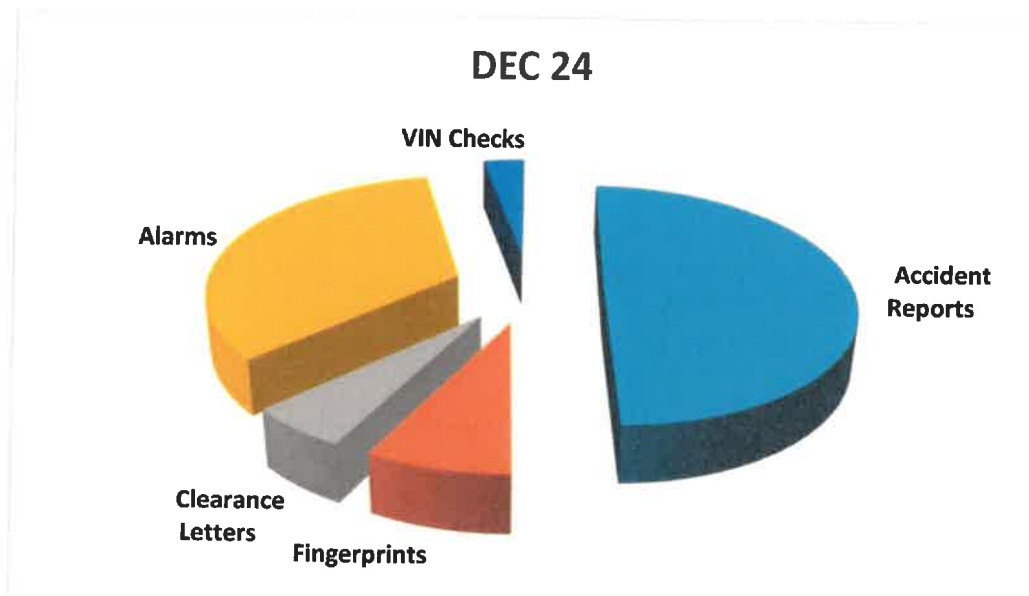
## Monthly Report for December 2024



### *Records Division*

The following entries from our records division are actual persons visiting the Mission Police Department facility to obtain copies of reports; getting fingerprinted; job applications; clearance letter for job applications; vehicle identification number clearance letters for people buying used motor vehicles; persons visiting our warrant officers, criminal investigations or administrative personnel for assistance in police related matters.

	<b>Dec 24</b>	<b>FY 24-25 YTD</b>
Accident Reports	87	287
Fingerprints	13	45
Clearance Letters	9	32
Alarms	127	196
VIN Checks	5	18
<b>TOTAL</b>	<b>241</b>	<b>578</b>



# SPEER MEMORIAL LIBRARY

DOOR COUNT



8,497



DECEMBER  
2024



3,222

BOOKS CHECKED OUT



1,682

Live Virtual Program



13

ADULT PROGRAM AUDIENCE



VOLUNTEER HOURS  
WORKED

796



TEENS PROGRAM AUDIENCE

40



189

GENERAL AUDIENCE

69



CHILDREN PROGRAM AUDIENCE

USE OUR  
ONLINE RESOURCES

[WWW.MISSION.LIB.TX.US](http://WWW.MISSION.LIB.TX.US)





# 2024 Teen November Activities

Speer Memorial Library added 3 new photos · November 11, 2024 ·

Teen Anime/Club throughout November was all about Spy's Family, HexaHexagons, and making art out of manga pages from specially selected books long withdrawn by our Teen staff!



Speer Memorial Library added 1 new photo · November 9, 2024 ·

We had a huge turnout today for our Holiday Book Sale with perfect chilly weather! Lots of books, magazines, DVDs, puzzles, plus various items were sold. Remember the offer is for limited time! All you can fit in a bag for \$1! We will be continuing tomorrow Sunday from 12-4pm and Monday 1pm-7pm for anyone that missed out today. \*While supplies last! \*Cash Only!



Speer Memorial Library added 1 new photo · November 9, 2024 ·

Thank you to all the kiddos that showed up to our Arts & Crafts today!



Speer Memorial Library added 1 new photo · November 12, 2024 ·

Wanted to thank all the families that came out to our children's Christmas Celebration! **Manwell and Friends** a huge thanks for bringing The Sensory Santa Claus of the RGV. The children loved every minute of it!



Speer Memorial Library added 1 new photo · November 4, 2024 ·

Thank you to Deyanira from Molina healthcare for coming in and showing love to our children. You always bring so much joy and happiness to our toddlers. And you always share all the resources that you have with our parents. This toddler time was amazing all the children left with goodies! Thank you to all our parents that came today. I know the weather was a little bit chilly, but we appreciate your presence all the time!



## 2024 Teen December Activities

Speer Memorial Library added 20 new photos · December 16, 2024 at 9:22 PM ·

Teens' Christmas Game Night Photos Part One: We hope every teen had loads of fun this past Thursday!



## 2024 Teen December Activities

Speer Memorial Library added 43 new photos · December 16, 2024 at 9:30 AM ·

Teens' Christmas Game Night Photos Part Two: Full of candy, game wars, Simon Says, and find Buddy the Elf! We wish everyone a safe holiday! Stay warm and enjoy your presents!



## 2024 Teen December Activities

Speer Memorial Library added 4 new photos · December 16, 2024 at 9:30 AM ·