

**MISSION FIRE PREVENTION**  
**MONTHLY REPORT**

**December 2025**



**“Dedicated to the Community we Protect... and Serve”**

## **FIRE INVESTIGATIONS**

There were two (2) fire investigations for the month of December.

Full Investigation:                      2 Total

Call out document of Incident:      0 Total

Call out document of Incident:      0 Total

**Year to Date: 5 Total**

## **SOUTH TEXAS ARSON RESPONSE TEAM FIRE INVESTIGATIONS**

The Hidalgo County Fire Marshal's Office asked for our assistance in zero (0) fire investigations for the month of August.

Our assistance was requested:           0 Total

Assistance Requested by us:           0 Total

**Year to Date: 0 Total**

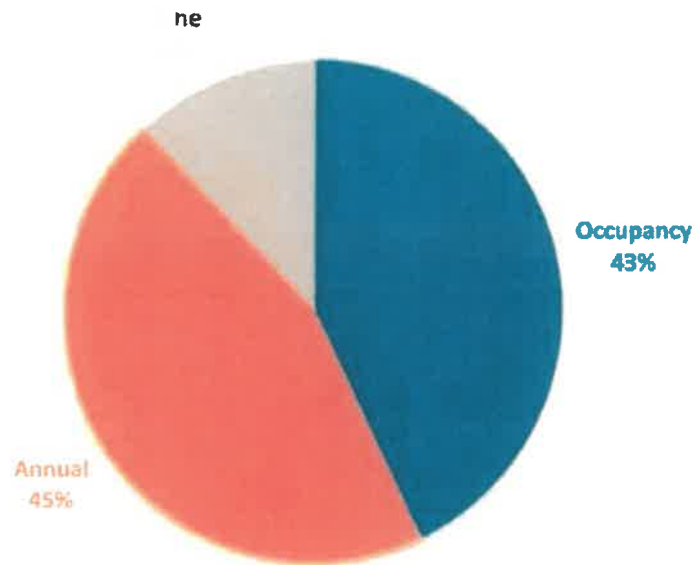
## COMPLAINTS

There were zero (0) complaints for the month of December.

There were zero (0) complaints resolved this month.

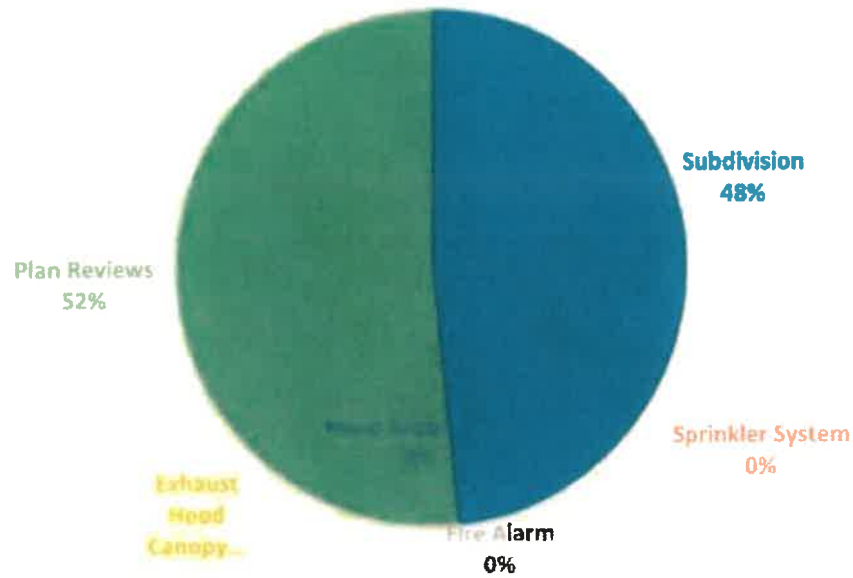
**Year to Date: 2 Total**

## FIRE INSPECTIONS - DECEMBER 2025



- 39 Occupancy
- 41 Annual
- 11 Other
- Year to Date: 267 Total
- **Inspection rate to date: 4%**

## PLAN REVIEWS - DECEMBER 2025



- **Subdivision Reviews: 15 - Year to Date: 65**
- **Sprinkler System Plan Reviews: 0 – Year to Date: 2**
- **Fire Alarm System Plan Reviews: 0 – Year to Date: 5**
- **Exhaust Hood Canopy Plan Reviews: 0 – Year to Date: 0**
- **Hood Suppression Plan Reviews: 0 – Year to Date: 9**
- **Plan Reviews: 16 – Year to Date: 56**

Underground  
Storage Tank  
0%

## PERMITS - DECEMBER 2025

LP Tank  
0%



Aboveground  
Storage Tank  
0%

Burning  
0%

- LP Tanks Permits: 0 – Year to Date: 1
- Underground Storage Tank Removal Permits: 0 – Year to Date: 0
- Aboveground Storage Tank Removal Permits: 0 – Year to Date: 0
- Burning Permits: 0 – Year to Date: 9

## **FIRE DRILLS**

There were zero (0) fire drills conducted for the month of December.

**Year to Date: 0 Total**

## **TRAINING**

There were three (3) training courses in the month of December.

- December 9, 2025-Fire Marshal Frank Cavazos and all Prevention Team attended Oscr360 Training and Case Review Microsoft Zoom Team in Planning at Central Station.
- December 10, 2025-Fire Marshal Frank Cavazos and all Prevention Team attended Live Fire Training at Pharr Training Center.
- December 15, 2025-Lt. Omar Salinas attended HAZMAT Training at Central.

**Year to Date: 8 Total**


## **MEETINGS ATTENDED**

For the month of December there were twelve (12) meetings attended by the Fire Prevention Office.

- December 1, 2025- Fire Marshal Frank Cavazos attended Chief briefing at Central Station.
- December 2, 2025- Fire Marshal Frank Cavazos attended Chief briefing at Central Station.
- December 3, 2025- Fire Marshal Frank Cavazos attended a PEER meeting at Central Station.
- December 4, 2025- Fire Marshal Frank Cavazos attended SRC meeting at City Hall.
- December 4, 2025-Fire Marshal Frank Cavazos attended LIVE Fire recap meeting at Central Station.
- December 5, 2025-Fire Marshal Frank Cavazos attended meeting for a Final Walk through for Trinity and Mayfair subdivision.
- December 11, 2025-Fire Marshal Frank Cavazos attended SRC meeting at City Hall.
- December 15, 2025- Fire Marshal Frank Cavazos and Lt. Omar Salinas attended a PEER/GRANT meeting at Central Station.
- December 17, 2025- Fire Marshal Frank Cavazos attended meeting at Central with Danny Carrera from Palmhurst about Controlled Burns.
- December 19, 2025- Fire Marshal Frank Cavazos attended meeting at Central with Chris Navarrete from SIDS Martin about Investigator gear.
- December 19, 2025- Fire Marshal Frank Cavazos attended a PEER meeting about Grant funding at Central Station.
- December 29, 2025- Fire Marshal Frank Cavazos attended Chief briefing at Central Station.

**Year to Date: 33 Total**

## PUBLIC EDUCATION - DECEMBER 2025



During the month of November there were three (3) presentations conducted

- Year to Date: 36 Presentations 20,820 Audience
- Year to Date w/ The Tutor: 0 Presentations 0 Audience
- Year to Date w/ F.S.T.: 0 Presentations 0 Audience
- Year to Date w/ City Events: 6 Presentations 8500 Audience
- Year to Date – Other: 0 Presentations 0 Audience
- Year to Date Grand Total: 36 Presentations 20,820 Audience

## PUBLIC EDUCATION

During the month of December there were three (3) presentations conducted.

Date	Location	Fire Extinguisher w/Simulator	Fire Safety Trailer	Tours of Stations	Fire Safety Presentation	City Events/ Parade
12-05-2025	RD Martinez Career Day				300	
12-10-2025	Sharyland Plantation Community Fire Fest				100	
12-18-2025	Pearson Elem. Career Day				350	

**Frank Cavazos, Deputy Chief/Fire Marshal**



*"Dedicated to the Community We Protect... and Serve"*

# **MISSION FIRE DEPARTMENT**

## **Emergency Ambulance Response Report**

**December 2025**



**“Dedicated to the Community we Protect... and Serve”**

Balance Report for 216 - Mission - 202512

<b>Undefined</b>	
Charge Adjustments	\$109,028.18
Charges in Period	\$639,802.00
Credits	(\$1,057,510.30)
Total AR Change for Undefined	(\$308,680.12)
<b>Mission</b>	
AR Previous Balance for Mission	\$2,700,530.45
Charge Adjustments	\$109,028.18
Charges in Period	\$639,802.00
Credits	(\$1,057,510.30)
Accounts Receivable Change for Mission - 202512	(\$308,680.12)
Total Balance Forward for Mission	\$2,391,850.33



Executive Summary for 216 - Mission

	Oct-25	Nov-25	Dec-25	Grand Total
Gross Charges	\$780,083	\$798,386	\$748,830	\$2,327,299
Cash Collections	(\$335,510)	(\$237,083)	(\$289,233)	(\$861,826)
Gross Charge per Trip	\$1,907	\$1,852	\$1,867	\$1,875
Cash/Txp (CPT)	\$820	\$550	\$721	\$694
Payer Mix				
Insurance	23.0%	15.3%	12.2%	16.8%
Medicaid	14.9%	12.1%	11.7%	12.9%
Medicare	47.7%	56.6%	53.6%	52.7%
Private Pay	9.5%	10.4%	7.7%	9.3%
Government Misc	1.2%	1.6%	0.2%	1.0%
Payer Research	4.9%	5.6%	14.7%	8.3%
Level of Service				
ALS Non-Emergency	0.0%	0.0%	0.0%	0.0%
ALS Emergency	76.5%	81.4%	79.8%	79.3%
ALS-2	3.7%	1.9%	0.0%	1.7%
BLS Non-Emergency	0.2%	0.0%	0.0%	0.0%
BLS Emergency	19.6%	16.7%	20.9%	19.0%
SCT A0429	0.0%	0.0%	0.0%	0.0%
Facility Base	0.0%	0.0%	0.0%	0.0%
Level of Service Volume				
Trip Cnt	409	431	401	1,241
ALS Non-Emergency TXP	0	0	0	0
ALS Emergency TXP	313	351	320	984
ALS-2 Emergency TXP	15	8	-2	21
BLS Non-Emergency TXP	1	0	1	0
BLS Emergency TXP	80	72	84	236
Sct A0429 TXP	0	0	0	0
Service Others Cnt	0	0	0	0
Facility Base TXP	0	0	0	0
Ground Mileage	2,144	2,363	2,443	6,950



Previous Month ▾

Dec 1, 2025 - Dec 31, 2025 ▾

# 07:09

MM:SS  
Average Response Time

# 63%

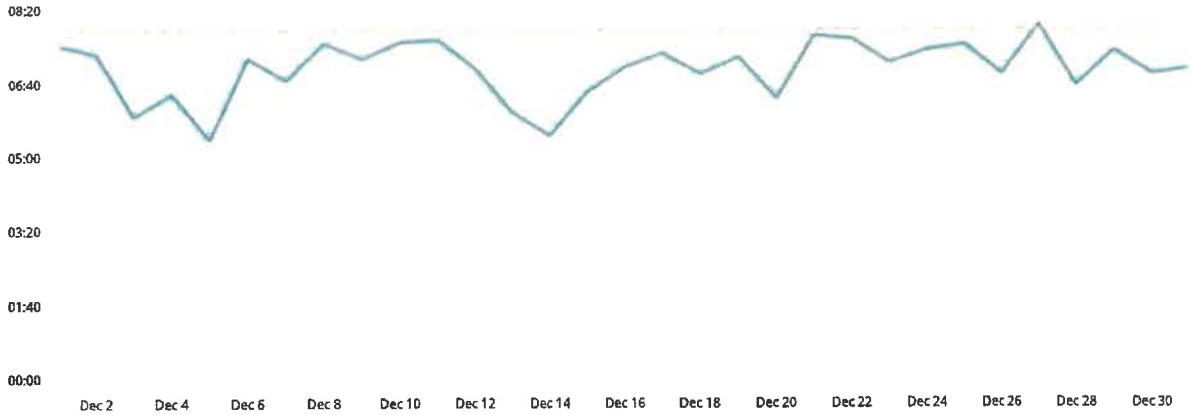
OF RESPONSES  
Response Time < 06:30

# 31

DAYS  
In Selected Time

# 475

UNIT RESPONSES  
In Selected Time Since



Counts

% Rows

% Columns

All

Week Ending	12/7/25	12/14/25	12/21/25	12/28/25	1/4/26	1/11/26	1/18/26	1/25/26	2/1/26	2/8/26	2/15/26	2/22/26	3/1/26	Total
00:00 - 04:59	3.16%	2.11%	3.79%	2.74%	0.63%									12.42%
05:00 - 07:59	12.42%	10.74%	10.11%	11.37%	6.11%									50.74%
08:00 - 08:59	1.89%	2.32%	2.53%	3.79%	1.05%									11.58%
09:00 - 09:59	1.26%	1.68%	3.37%	1.26%	1.26%									8.84%
10:00 - 11:59	1.68%	1.47%	1.89%	2.11%	0.21%									7.37%
12:00 - 14:59	1.47%	0.84%	2.32%	2.53%	0.21%									7.37%
15:00 - 16:59		0.42%		0.63%										1.05%
17:00 - 17:59														
18:00 - 19:59		0.21%	0.21%											0.42%
20:00 - 29:59					0.21%									0.21%
30:00 - 59:59														
<b>Total</b>	<b>21.89%</b>	<b>19.79%</b>	<b>24.21%</b>	<b>24.42%</b>	<b>9.68%</b>									<b>100%</b>
Exceptions														0.21%



Previous Month v Dec 1, 2025 - Dec 31, 2025 v

Counts	% Rows		% Columns		All										Total
	Week Ending	12/7/25	12/14/25	12/21/25	12/28/25	1/4/26	1/11/26	1/18/26	1/25/26	2/1/26	2/8/26	2/15/26	2/22/26	3/1/26	
Abdominal Pain	1.75%	1.22%	1.22%	1.4%	0.87%										6.46%
Acute Pain, not elsewhere classified			0.17%												0.17%
Acute Respiratory Distress (Dyspnea)	0.87%	0.7%	2.27%	0.87%	0.7%										5.41%
Alcohol use	0.35%														0.35%
Allergic Reaction	0.17%														0.17%
Altered Mental Status	0.87%	1.05%	0.35%	1.75%	0.52%										4.54%
Anaphylaxis		0.17%													0.17%
Anxiety reaction/Emot... upset	1.4%	0.35%	0.52%	1.22%	0.52%										4.01%
Asthma					0.17%										0.17%
Back Pain	1.57%	1.57%	1.05%	1.05%	0.7%										5.93%
Burn				0.17%											0.17%
Cardiac arrest		0.35%		0.35%	0.17%										0.87%
Cardiac arrhythmia/dy..		0.17%													0.17%
Chest Pain / Discomfort	0.7%	0.7%	0.87%	0.87%	1.05%										4.19%
Chest Pain, Other (Non-Cardiac)	0.17%			0.52%											0.7%
Common Cold		0.35%		0.17%											0.52%
Confusion/De...			0.17%												0.17%
Constipation			0.17%												0.17%
Dehydration		0.17%		0.17%											0.35%
Diabetic Hyperglycemia	0.17%		0.17%												0.35%
Diabetic Hypoglycemia	0.7%		0.35%	0.17%	0.17%										1.4%
Diarrhea				0.35%											0.35%
Dizziness	0.17%			0.35%											0.52%
Extremity Pain	1.22%	0.7%	1.05%	0.7%	0.35%										4.01%
Eye Injury	0.17%														0.17%

Week Ending	12/7/25	12/14/25	12/21/25	12/28/25	1/4/26	1/11/26	1/18/26	1/25/26	2/1/26	2/8/26	2/15/26	2/22/26	3/1/26	Total
Failure to Thrive (Adult)			0.17%											0.17%
Febrile Seizures			0.17%	0.17%										0.35%
Fever	0.17%	0.17%	2.09%	0.52%	0.52%									3.49%
Foreign Body in Respiratory Tract		0.17%												0.17%
Generalized Weakness	2.09%	2.09%	1.75%	1.4%	0.35%									7.68%
Headache	0.17%	0.7%	0.35%	0.52%										1.75%
Hemorrhage			0.17%											0.17%
Hypertension	0.17%	0.52%	0.87%	0.52%	0.35%									2.44%
Hyperventilati...		0.17%												0.17%
Hypotension		0.17%		0.35%										0.52%
Influenza				0.17%										0.17%
Injury	1.92%	2.44%	1.75%	2.44%	0.87%									9.42%
Laceration/Ab... (minor surface trauma)	0.35%	0.17%	0.17%	0.35%										1.05%
Laryngitis/Cro...				0.17%										0.17%
Malaise	0.17%		0.35%	0.17%										0.7%
Medical device failure			0.17%	0.17%	0.17%									0.52%
Mental disorder			0.17%	0.17%										0.35%
Migraine		0.17%												0.17%
Multiple injuries	0.52%	0.35%	0.17%	0.35%	0.17%									1.57%
Nausea	0.35%	0.17%	0.35%	0.7%	0.17%									1.75%
No Complaints or Injury/Illness Noted	2.97%	2.09%	1.05%	2.09%	0.7%									8.9%
Obvious Death		0.17%		0.17%										0.35%
Overdose - Unspecified			0.17%	0.17%										0.35%
Pain (Non-Traumatic)	0.7%	0.35%	0.7%	0.17%										1.92%
Palpitations			0.17%	0.17%										0.35%
Patient assist only		0.17%	0.17%											0.35%
Pelvic and Perineal Pain				0.17%	0.35%									0.52%
Poisoning / Drug Ingestion	0.17%		0.35%											0.52%

Week Ending	12/7/25	12/14/25	12/21/25	12/28/25	1/4/26	1/11/26	1/18/26	1/25/26	2/1/26	2/8/26	2/15/26	2/22/26	3/1/26	Total
Pregnancy related conditions			0.17%											0.17%
Respiratory disorder		0.17%	0.35%											0.52%
Respiratory Failure	0.35%			0.17%										0.52%
Seizure	0.87%	0.52%	0.35%	0.87%	0.35%									2.97%
Sepsis/Septice..		0.17%												0.17%
Stroke	0.35%		0.35%	0.52%										1.22%
Suicidal Ideation			0.17%	0.35%	0.35%									0.87%
Suicide attempt		0.17%												0.17%
Syncope / Fainting	0.7%	0.7%	0.7%	0.87%										2.97%
Transient Cerebral Ischemic Attack (TIA)		0.17%												0.17%
Urinary system disorder		0.17%	0.35%	0.35%										0.87%
Vaginal Hemorrhage		0.17%	0.17%											0.35%
Vomiting	0.17%	0.17%	0.17%	0.7%	0.17%									1.4%
Total	22.51%	20.07%	22.51%	25.13%	9.77%									100%



Previous Month v

Dec 1, 2025 - Dec 31, 2025 v

80%

TRANSPORTS  
Percentage of Patient  
Encounter

January

13%

NON TRANSPORTS  
Percentage of Patient  
Encounter

6%

OTHER DISPOSITIONS  
Percentage of Patient  
Encounter

December

595

RECORDS  
In Selected Time Slice



31

DAYS  
In Selected Time Slice



Week Ending	12/7/25	12/14/25	12/21/25	12/28/25	1/4/26	1/11/26	1/18/26	1/25/26	2/1/26	2/8/26	2/15/26	2/22/26	3/1/26	Total
January					7									7
December	141	120	129	145	53									588
Total	141	120	129	145	60									595

Previous Month ▾ Dec 1, 2025 - Dec 31, 2025 ▾

**486**

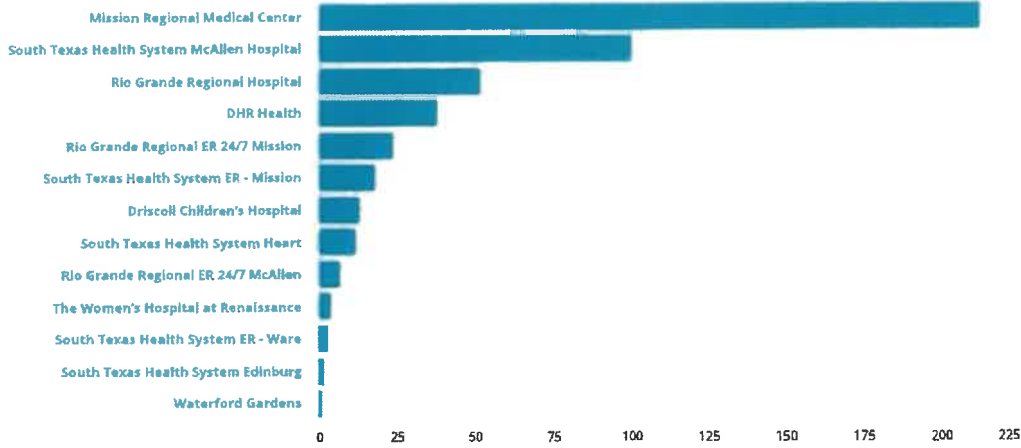
RECORDS

In Selected Time Slice

**31**

DAYS

In Selected Time Slice



Counts

% Rows

% Columns

All

Week Ending	12/7/25	12/14/25	12/21/25	12/28/25	1/4/26	1/11/26	1/18/26	1/25/26	2/1/26	2/8/26	2/15/26	2/22/26	3/1/26	Total
DHR Health	0.62%	1.44%	2.67%	2.47%	0.62%									7.82%
Driscoll Children's Hospital	0.21%	1.23%	0.21%	0.41%	0.62%									2.67%
Mission Regional Medical Center	11.93%	8.85%	9.88%	9.67%	3.29%									43.62%
Rio Grande Regional ER 24/7 McAllen	0.21%	0.82%	0.21%	0.21%										1.44%
Rio Grande Regional ER 24/7 Mission	1.23%	1.23%	1.23%	1.23%										4.94%
Rio Grande Regional Hospital	1.44%	1.85%	3.5%	2.67%	1.23%									10.7%
South Texas Health System ER - Mission	0.62%	0.41%	0.62%	1.65%	0.41%									3.7%
South Texas Health System ER - Ware			0.41%		0.21%									0.62%
South Texas Health System Edinburg	0.21%			0.21%										0.41%
South Texas Health System Heart	0.21%	1.23%	0.21%	0.41%	0.41%									2.47%
South Texas Health System McAllen Hospital	4.94%	3.09%	4.94%	4.94%	2.67%									20.58%
The Women's Hospital at Renaissance	0.21%		0.41%	0.21%										0.82%
Waterford Gardens				0.21%										0.21%
<b>Total</b>	<b>21.81%</b>	<b>20.16%</b>	<b>24.28%</b>	<b>24.28%</b>	<b>9.47%</b>									<b>100%</b>

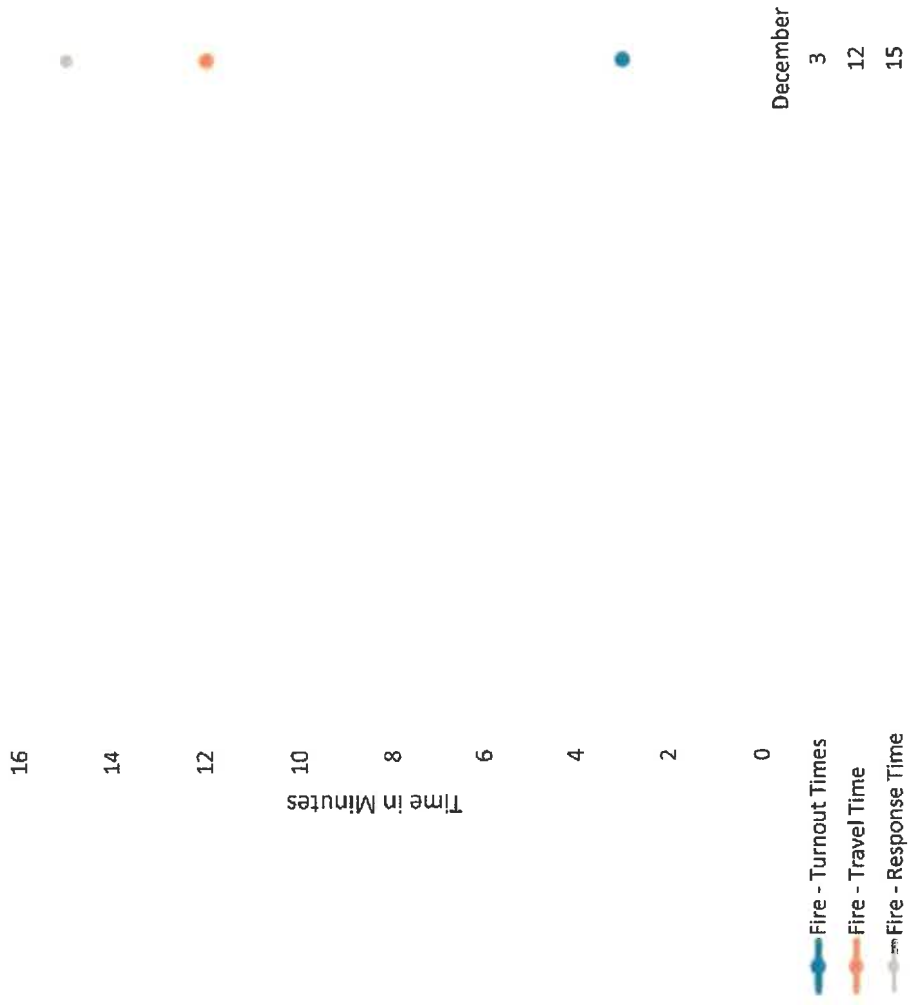
**MISSION FIRE DEPARTMENT**  
**MONTHLY REPORT**

**December 2025**

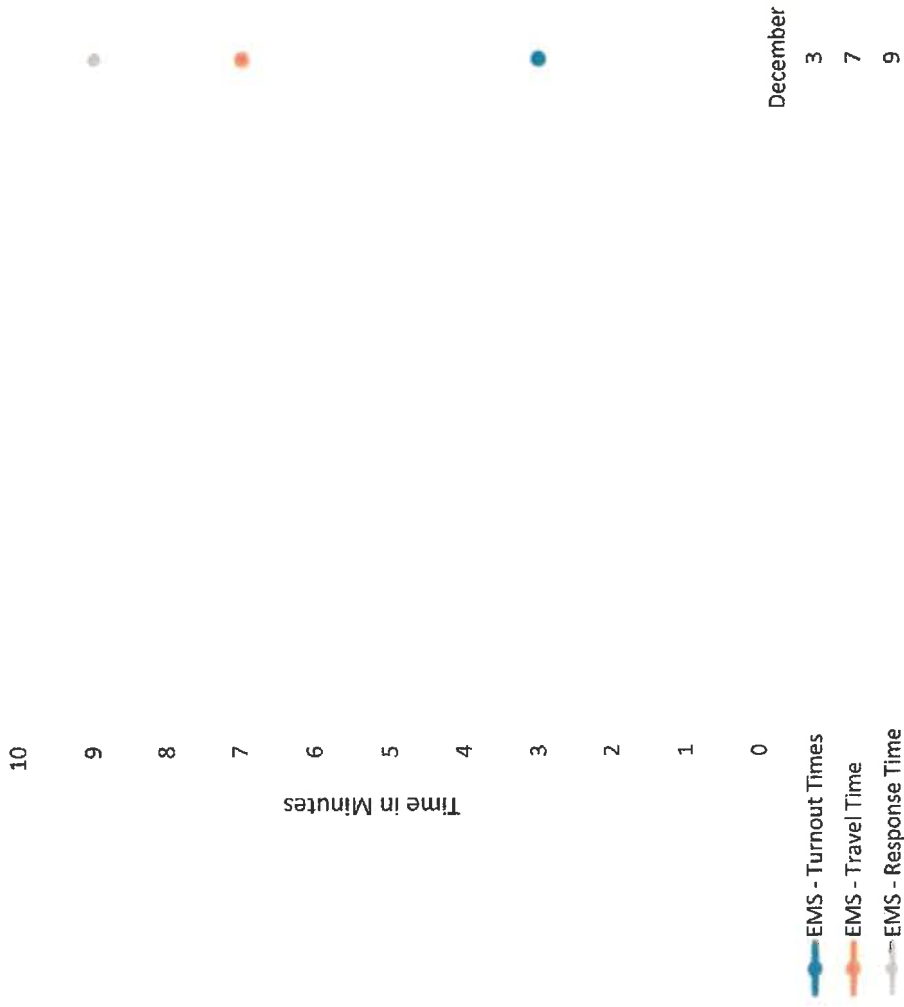


**“Dedicated to the Community we Protect... and Serve”**

# Fire Response Time



# EMS Response Time



Count of Total Incidents & Exposures

Aid Given/Received

Count of Incidents

475

Aid Given

1

Additional Exposures 0

Aid Received 11

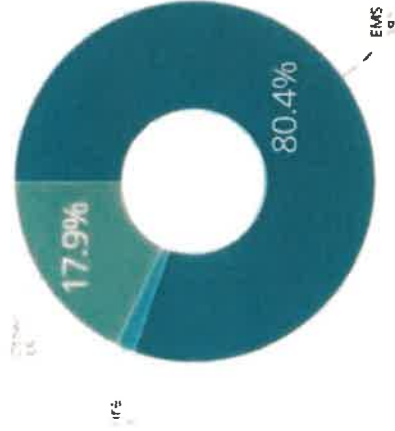
Locked

Filter

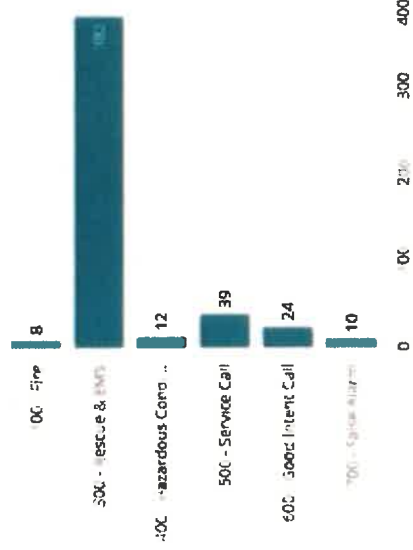
Active

Filter

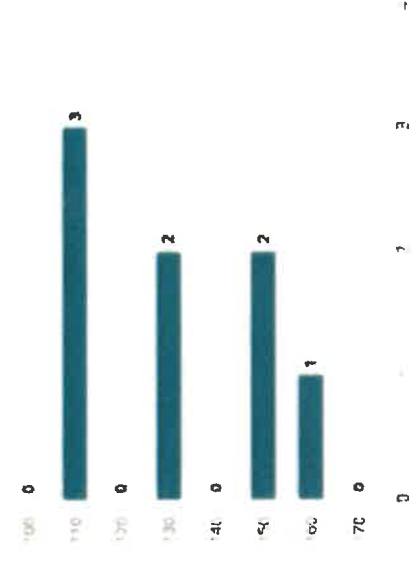
EMS/Fire Incident Breakdown



Count of Incidents by Incident Type



Count of Fire Incidents by Type




### Incident Count by Day of Week

Incident Count by Day of Week




Cancel

Apply



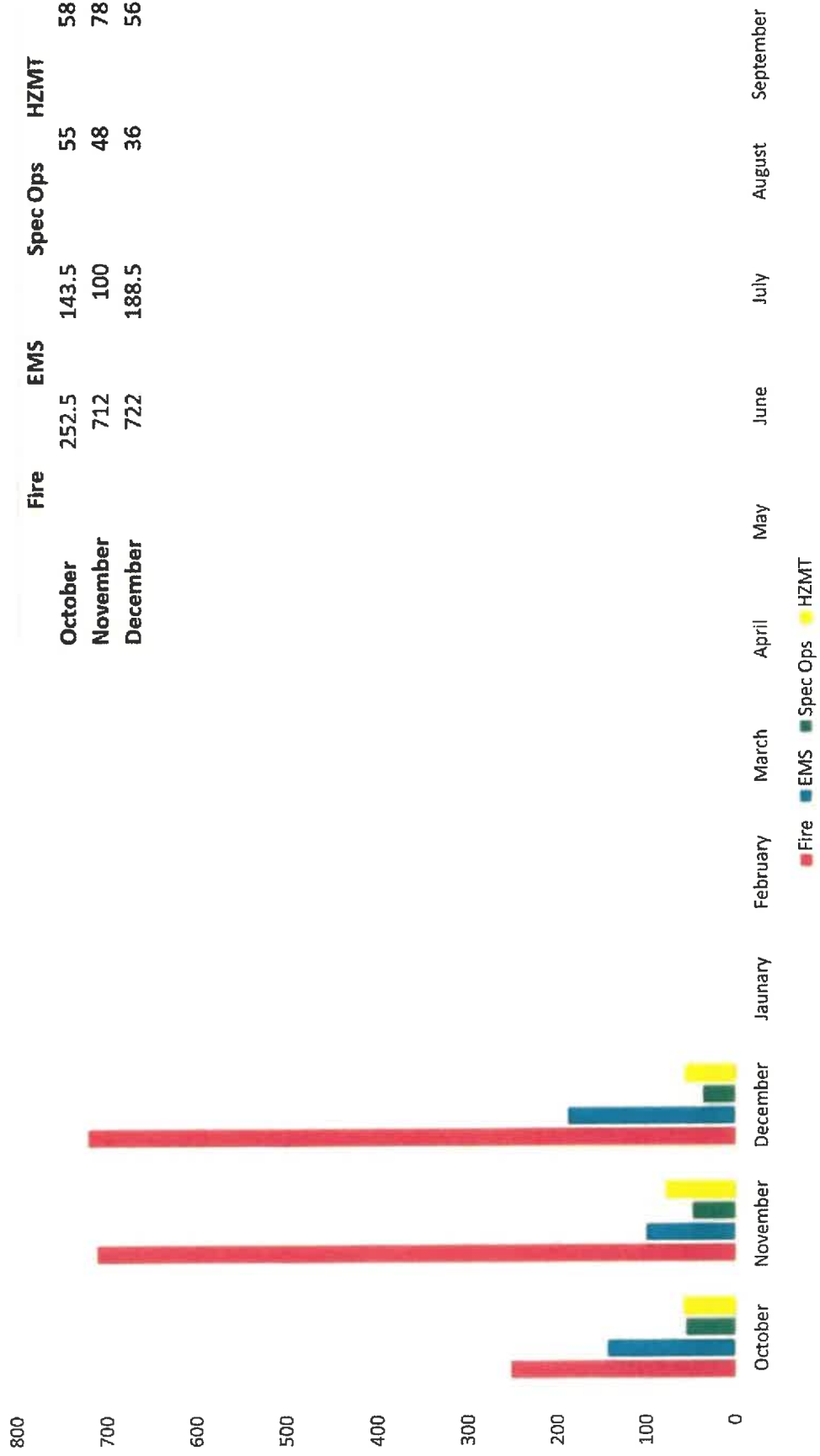
# December Training Hours



	Fire	EMS	Spec Ops	HzMt
December	722	188.5	36	56



## Training Hours Total Year-to-Date 2025-2026



# SPEER MEMORIAL LIBRARY

DOOR COUNT



7,845

December  
2026



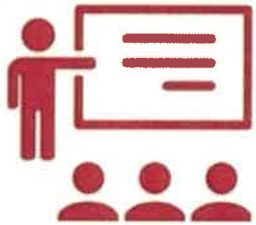
3,396

BOOKS CHECKED OUT



2,395

Computer Sessions



139

ADULT PROGRAM AUDIENCE



VOLUNTEER HOURS  
WORKED

542

TEENS PROGRAM AUDIENCE

56



207

GENERAL AUDIENCE

293




CHILDREN PROGRAM AUDIENCE

USE OUR  
ONLINE RESOURCES

[WWW.MISSION.LIB.TX.US](http://WWW.MISSION.LIB.TX.US)





Album: 2025 December Teen Activities

Speer Memorial Library added 6 new photos  
 Favorites: December 9, 2025 at 6:57 PM



Speer Memorial Library  
 Favorites: December 10, 2025 at 11:39 AM

Thank you everybody that came to toddler time today. Today we did the letter E. E is for eagle join us next week at 10 AM. Can't wait to see you guys here.



Speer Memorial Library  
 Favorites: December 18, 2025 at 6:33 AM

Toddler Time was an amazing experience for everyone who was able to make it. The children painted their own ornaments to be able to add to their Christmas Trees at home. See more



Speer Memorial Library  
 Favorites: December 16, 2025 at 11:13 AM

We had an incredible time celebrating the season with our amazing community at our Christmas event we held on December 11th! From festive crafting to joyful moments sha... See more



Album: 2025 December Teen Activities  
 Speer Memorial Library added 23 new photos  
 Favorites: December 17, 2025 at 8:29 PM

We wanna thank our teens who came to our Teen Movie Night where they painted their 3D printed snowflake and watched the movie "The Nightmare Before Christmas" while... See more



Album: 2025 December Teen Activities  
 Speer Memorial Library added 13 new photos  
 Favorites: December 17, 2025 at 8:29 PM

Thank you to the teens who came to our Teen Adulting Class where we taught them how to make a christmas themed greeting card on Canva, an online graphic design webs... See more



# MISSION HISTORICAL MUSEUM

Departmental Report December 2025

"It's a side of museums that many people don't see and sometimes don't understand when they see it in your budget. It's something that happens out of the way and it's not flashy but we're ensuring the long-term health of the cultural legacy of the area."



## PERFORMANCE INDICATORS:

FY 2025-2026			
Performance Indicators	October	November	December
General Attendance	342	65	23
Programs	1,104	6	24
Tours	0	0	0
Social Media	8,956	5099	3,750
Website	541	541	549
Outreach	3,000	650	0
Meetings Hosted	0	0	0
<b>Total:</b>	<b>14,393</b>	<b>6,361</b>	<b>4,346</b>

(# of people served December 1– December 31)

## Public and Educational Programs/Events

### Past Programs/Events:

- Summer Ancient Landscapes Exhibit (UTRGV)
- October 7 Community Altar Exhibit Opening
- October 11 MHM Lecture Series
- October 11 Craft Day (Dia de los Muertos)
- October 25 Dia de los Muertos Folklife Festival
- November 8 MHM Lecture Series
- November 11 Veterans Day presentation at O'Grady Elementary
- November 14 Community Altar Exhibit Closing
- December 13 Christmas Craft Day w/ RGV Little Elves

### Upcoming Programs/Events:

- January 10 MHM Lecture Series
- January 10 Leadership Mission visit
- January 13 Quilt Show Opening
- January 27, 28, 29 She Came to the Valley Movie Screenings
- June-July Summer Craft days (every Wednesday)

### Other Items:

- Ongoing TAM Conference planning
- Ongoing Moorefield Exhibit (Seeking Quotes)
- Nov 24-Dec 25 Brick paver Campaign
- Ongoing DOE grant: LED lights
- Ongoing Quilt Show Planning
- Completed Fall Membership Newsletter



## Code Enforcement

### Monthly Report

### December 2025


WEEDY LOT LETTERS	3
PROERTIES SENT TO MOWER'S LIST	8
PROPERTIES MOWED	14
ACCUMULATION OF ITEMS	4
COMMERCIAL PARKING LOT MAINT.	5
DEMOLITION OF UNSAFE BUILDINGS	0
DOUBLE OCCUPANCY/HOOKED RV	3
HEALTH & SANITATION	29
HOME OCCUPATION	1
ILLEGAL DUMPING	6
ILLEGAL SIGNS (RIGHT OF WAYS, BANDIT, TELEPHONE & GARAGE)	5
IPMC VIOLATIONS	10
JUNKED VEHICLES/ BOATS	19
NO GARAGE SALE PERMITS	3
NON-RESIDENTIAL PARKING/SEMI TRUCKS	2
PARKING ON LAWN	27
SIGHT OBSTRUCTION/SIDEWALKS/RIGHT OF WAY/DRIVEWAYS	12
STORAGE OF VEHICLES/BOATS/TRAILERS	2
UNSAFE / UNSECURED BUILDING	6
WEEDY LOTS	25
GARAGE SALE PERMITS	246
NO BUSINESS LICENSE/CUP REQ'D	0
CASES FILED IN COURT	32
CASES SEEN IN COURT	51
CASES CLOSED	12




# Public Works

## December 2025 Monthly Report

### Streets Project



### Water Distribution Projects



### Public Works Projects



# PUBLIC WORKS Table of Contents December 2025

TITLE	PAGE
<b>Utility Billing &amp; Collection</b> .....	<b>1</b>
Analytical Statistical Comparison - Utility Billing & Collection .....	1
<b>Water Distribution</b> .....	<b>2</b>
Water Distribution Utility Line Maintenance .....	2
Water Distribution Maintenance Benchmark Summary .....	3
<b>Utility Inspections</b> .....	<b>4</b>
Subdivision Inspections .....	4
Backflow Prevention Inspections .....	5
<b>Sewer Collection Maintenance</b> .....	<b>6</b>
Sewer Collection - Inspections Benchmark .....	6
<b>Water Treatment Plant Production</b> .....	<b>7</b>
Water Production & Rainfall .....	7
General Operations & Maintenance - North Water Treatment Plant .....	7
General Operations & Maintenance - South Water Treatment Plant .....	8
<b>Wastewater Treatment Plant Production</b> .....	<b>9</b>
Wastewater - Plant Status .....	9
Wastewater - Staff Developments .....	9
Wastewater - General Operations & Maintenance .....	9-10
Wastewater - Contract Work .....	9
Wastewater - Lab Status & Special Projects .....	10
<b>Pre-Treatment Plant - Operations &amp; Maintenance</b> .....	<b>10</b>
Sludge Removal Cubic Yards .....	10
<b>Street Department</b> .....	<b>11</b>
Street Improvement Projects .....	11
Street City Pothole Maintenance .....	12
Street City Miles Swept .....	12
Lot Maintenance/Demolished Home .....	12
Sign Shop Output Measures .....	13
Street Traffic Light Maintenance .....	13
<b>Storm Drainage Division Projects</b> .....	<b>14</b>
Alley Debris Collection & Mowing .....	14
Tire Removal .....	14
<b>Fleet Department</b> .....	<b>14</b>
<b>Administration - Request for Service Calls</b> .....	<b>15</b>
<b>Health Department</b> .....	<b>16</b>
Health Department Benchmark .....	16
Health Permits .....	17
Animal Control Service Calls .....	17
Animal Control .....	18-19

## Utility Billing and Collection

<b>ANALYTICAL STATISTICAL COMPARISON</b>				
<b>‡ UTILITY BILLING ACCRUALS ‡</b>				
<b>BILLING TYPE</b>	<b>Dec - 2025</b>	<b>Dec- 2024</b>	<b>FYTD 25-26</b>	<b>FYTD 24-25</b>
<b>Water Consumption (Gals.)</b>	382,214,000	377,747,000	1,163,054,000	1,075,237,000
<b>Number of Customers</b>	31,705	31,134		
<b>WATER &amp; WASTEWATER</b>				
<b>Water Sales</b>	\$ 1,272,038	\$ 1,254,208	\$ 3,850,021	\$ 3,607,474
<b>Water Sales - <i>Granjeno</i></b>	2,506	2,340	7,251	6,773
<b>Water Connections</b>	27,928	34,893	99,336	105,523
<b>Reconnect Fees</b>	6,125	11,350	21,975	35,850
<b>Sewage Service</b>	712,648	719,504	2,126,855	2,049,922
<b>Sewage Service - <i>Granjeno</i></b>	1,243	1,298	3,684	3,663
<b>Industrial Sewer Surcharge</b>	608	1,612	2,128	2,254
<b>Wastewater Connections</b>	8,730	11,280	28,050	31,200
<b>Service Charge</b>	12,015	10,884	32,670	33,722
<b>Total</b>	<b>\$ 2,043,841</b>	<b>\$ 2,047,369</b>	<b>\$ 6,171,970</b>	<b>\$ 5,876,381</b>
<b>SANITATION</b>				
<b>Garbage Fees</b>	\$ 716,235	\$ 698,051	\$ 2,138,446	\$ 2,078,372
<b>Brush Fees</b>	110,972	106,429	329,796	315,747
<b>Total</b>	<b>\$ 827,207</b>	<b>\$ 804,480</b>	<b>\$ 2,468,242</b>	<b>\$ 2,394,119</b>
<b>DRAINAGE ASSESSMENT FEE</b>				
<b>Drainage Assessment Fee</b>	\$ 109,061	\$ 107,230	\$ 326,624	\$ 320,994
<b>Total</b>	<b>\$ 109,061</b>	<b>\$ 107,230</b>	<b>\$ 326,624</b>	<b>\$ 320,994</b>
<b>Total Billing</b>	<b>\$ 2,980,109</b>	<b>\$ 2,959,079</b>	<b>\$ 8,966,836</b>	<b>\$ 8,591,494</b>
<b>‡ UTILITY COLLECTIONS CASH ‡</b>				
<b>COLLECTIONS</b>	<b>Dec- 2025</b>	<b>Dec - 2024</b>	<b>FYTD 25-26</b>	<b>FYTD 24-25</b>
<b>Total Collections</b>	<b>\$ 3,319,524</b>	<b>\$ 2,095,824</b>	<b>\$ 9,036,517</b>	<b>\$ 5,807,630</b>

## Water Distribution

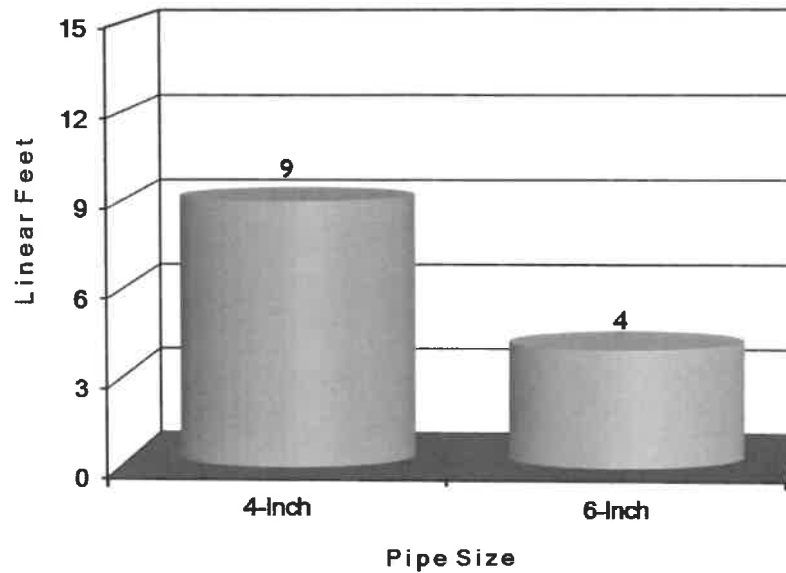
### Utility Line Installation

Water Distribution Crews installed 13 Linear Feet of Utility Line. Below are the locations where the broken line repairs took place. There were 16 (sixteen) major water line breaks repaired.

#### December 2025 Utility Line Installation

4-Inch		6-Inch	
2400 Flores Street	2'	807 Azalea Street	4'
1622 E. Gastel	2'		
1906 Crystal Drive	5'		
<b>9 LF</b>		<b>4 LF</b>	

December 2025  
Utility Pipe Line Installation

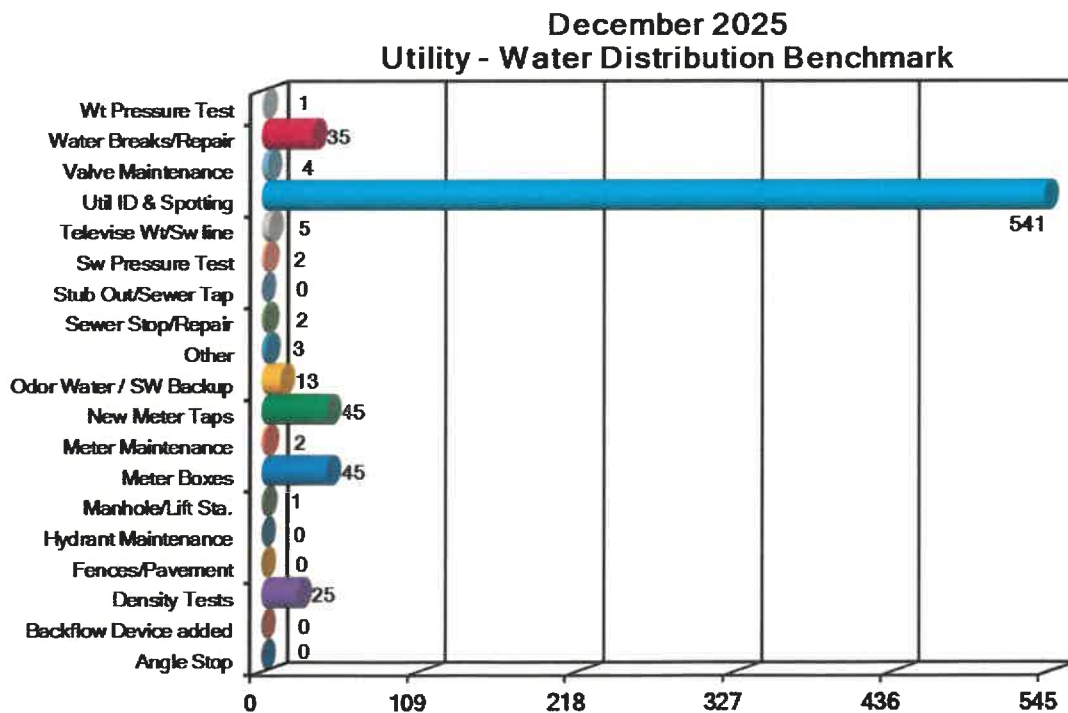


## Water Distribution

### Water Distribution - Maintenance Benchmark Summary

The following is the December 2025 Water Distribution's Maintenance Benchmark Summary.

Service Type	Oct	Nov	Dec	FYTD 25-26	FY 24-25
Angle Stop	6	14	0	20	149
Backflow Device	0	0	0	0	1
Density Tests	18	20	25	63	259
Fences/Pavement	0	0	0	0	0
Hydrant Maintenance	1	1	0	2	58
Manhole/Lift Station	4	4	1	9	36
Meter Boxes	77	33	45	155	713
Meter Maintenance	12	2	2	16	54
New Meter Taps	84	33	45	162	747
Odor Water	23	17	13	53	215
Other	2	10	3	15	75
Sewer Stop/Repair/Tap	23	6	2	31	245
Stub Out Sewer	0	0	0	0	0
Sewer Pressure Test	4	4	2	10	133
Televise Sewer line	16	8	5	29	91
Utility ID & Spotting	419	436	541	1,396	5,551
Valve Maintenance	0	0	4	4	4
Water Break/Repair	19	43	35	97	286
Water Pressure Test	10	0	1	11	158
<b>Totals</b>	<b>718</b>	<b>631</b>	<b>724</b>	<b>2,073</b>	<b>8,775</b>



**Water Distribution - Utility Inspections** Mr. Lupe Vela and Mr. Charlie Fuentes, Utility Inspectors, conducted inspections on thirty-six (36) sites; performed 2 Mandrel Tests and 2 Air Tests, 1 Hydrostatic Test and 25 Density Tests. Inspectors worked on 150 line locates.

	Site/Subdivision	Start Date	Completion Date	Location	Inspection Description
1	Anacua Village	7/2024		Mayberry / 8 <sup>th</sup> St.	Under Construction
2	Anzalduas Industrial Park PH 1	4/2024		Military / Bryan	Under Construction
3	Anzalduas Industrial Park PH 7	3/2024		Military / Bryan	Under Construction
4	Augusto Contreras	2/2023		Shary / Bus 83	Under Construction
5	Bellwood Manor	7/2025		2 ½ Trosper	Under Construction
6	Bentsen Grove	9/2022		Inspiration / 1 Mile South	Under Construction
7	Bentsen Palm PH III	1/2023		Inspiration / 1 Mile South	Under Construction
8	Bryan Landing	7/2024		Bryan / N. 2 Mile	Under Construction
9	Bryan Road Reconstruction/Drain Proj	8/2025		Holland / 20 <sup>th</sup> St.	Under Construction
10	Camelias Plaza	9/2023		FM 495 / Bryan	Under Construction
11	Cap Storage Victoria Drive, LLC	6/2023		Shary / Victoria	Under Construction
12	Coastal Plaza	11/2021		Expressway / Bryan Road	Under Construction
13	Chipotle	9/2025		Shary / Ruby Red Blvd.	Under Construction
14	Conway Village	1/2025		4 Mile / Conway	Under Construction
15	Crystal Estates	9/2023		Inspiration Rd / Esperanza	Under Construction
16	Deleon-Zamora	7/2024		4 Mile / Conway	Under Construction
17	El Milagro PH I	12/2022		Los Indios / Bryan	Under Construction
18	Esmeralda Subdivision	12/2025		Moorefield / 4 Mile Line	Under Construction
19	Excel Carriers	7/2023		3 Mile / La Homa	Under Construction
20	Holland Terrace	7/2024		Holland / 25 <sup>th</sup> St.	Under Construction
21	Imperio Vista Subd.	8/2025		Holland / 20 <sup>th</sup> St.	Under Construction
22	Khit Chiropractic	7/2024		Bryan / Bus 83	Under Construction
23	Las Cumbres Terrace	1/2025		2 Mile / Trosper	Under Construction
24	Las Esperanzas	1/2023		Glasscock / Frontage 83	Under Construction
25	Las Misiones De San Jorge	9/2023		S Conway / Military	Under Construction
26	Lucksinger Apartments	9/2021		Lucksinger / Bus 83	Under Construction
27	Monarza Estates	9/2023		3 ½ N Mayberry	Under Construction
28	Move It Storage	8/2025	12/2025	FM 495 / Conway	Utilities Complete
29	Schizne Gardens at James Subd.	9/2025		Bryan / 1 ½ Mile North	Under Construction
30	Sendero Phase I	1/2023		1 Mile South	Under Construction
31	Sendero Phase II	2/2022		1 Mile South	Under Construction
32	Sonoma Ranch	1/2025		Mayberry / 2 ½ Mile	Under Construction
33	Tee Time	3/2025		Mayberry / N Bolz St.	Under Construction
34	Tierra Dorada Lift Station	7/2024		Tierra Dorada	Under Construction
35	Top Site Storage	3/2025		Trinity / Commerce	Under Construction
36	Tree Gardens at Orchards	9/2025		Bryan / 1 ½ Mile North	Under Construction

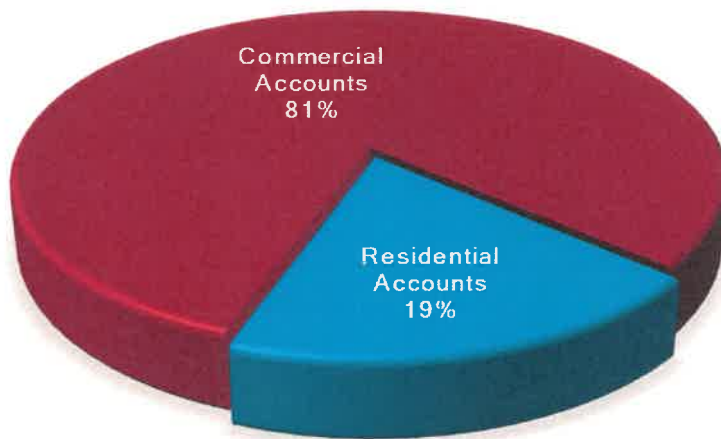
### Water Distribution - Backflow Prevention Inspections

The table and graph below show the thirty-four (34) Backflow Prevention Assembly Inspections performed by Mr. Ignacio Salazar through access of the Envirotrax BPAT System in order to keep our water lines free from back siphonages and water pressure backflow contamination.

#### 2025-26 Backflow Inspections

Tests / Surveys	Oct	Nov	Dec	FYTD 25-26	FY 24-25
Inspection of Commercial Accts	38	16	29	83	181
Inspection of Residential Accts	9	2	5	16	143

December 2025  
Backflow Prevention Inspections




### Water Distribution - Sewer Collection

Our Sewer Collection Crews inspected and maintained monthly the City's 40 active Sewer Lift Stations and approximately 374.58 miles of sewer lines by responding to 16 sewer backups, no sewer line sites televised, cleaned 5 sewer line sites (4 Jet Rodder, 1 Vactor) and 578 lift station work orders for this month.

#### Sewer Lift Station Inspections Vactor / Jet Rodder Cleaning Services

Service Type	Oct	Nov	Dec	FYTD 25-26	FY 24-25
Lift Stations Inspections	623	222	578	1423	4675
Televised Serviced Sites	16	8	0	24	91
Televised Linear Feet	2556	2168	0	4724	45276
Vactor/Jet Rodder Serviced Sites	6	5	5	16	147
Vactor/Jet Rodder Serviced Linear Feet	2216	1310	480	4006	56187

#### 2025-26 Sewer Collection Lift Station Inspections, Televised & Serviced Sites




## Water Treatment Plant

**Water Production and Rainfall** Water Plant Operators at our North and South Water Treatment Plants treated 413.216 million gallons of water and our Plant Operators recorded daily the monthly rainfall for December for a total of 0.25 inches.

**2025-26 Treated Water Million Gallons (MG)**

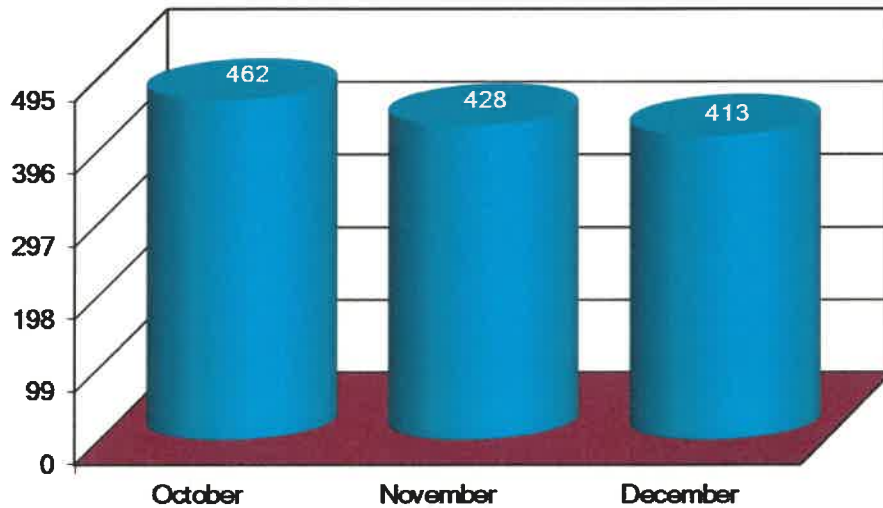
Avg	Max	Min	Oct	Nov	Dec	FYTD 25-26	FY 24-25
13	15	12	462	428	413	1,303	4,852

**2025-26 Rainfall (Inches)**

Description	Oct	Nov	Dec	FYTD 25-26	FY 24-25
 Rainfall (Inches)	0.7"	0.5"	0.25	1.45"	19.3"

Parameters Exceeded: N/A

**2025-26 Water Production Million Gallons (MG)**



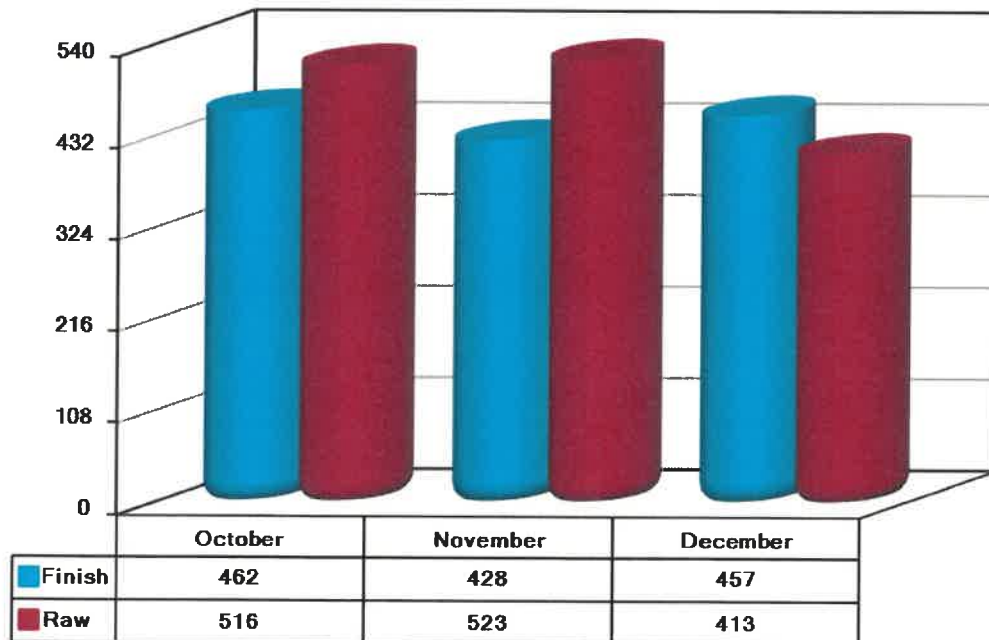
### Operations and Maintenance - North Water Treatment Plant

- The International Dioxide Company (IDI) collected the monthly chlorite samples.
- Staff continued with performing maintenance on pumps and motors.
- Operators performed required daily and monthly water lab analysis, backwashed and cleaned required filters.
- COVID-19 safety practices continue based on the CDC Guidelines and staff are encouraged to wear masks and practice social distancing.
- Reviewed water quality lab results from the following certified laboratories:
  1. Ana-Lab (Chlorite, TOC, SUVA)
  2. Eurofins Eaton Analytical (Chlorite)

### Operations and Maintenance - South Water Treatment Plant

- The International Dioxide Company (IDI) collected the monthly chlorite samples.
- Operators continued with regular maintenance of pump and motors, as well as, kept up with mowing grass in the facilities and towers.
- As of January 6, 2026, the Falcon Reservoir water level is at 17.5% and the Amistad Reservoir water level is at 35.5%, respectively. According to the Brownsville Area Reservoirs Monitor, the average of both reservoir levels is at 27.2%.
- Operators performed daily and monthly water lab analysis, backwashed and cleaned required filters.
- Staff performed necessary Water Plant and Reservoir adjustments; such as water influent, water effluent, water levels and chemical adjustments.
- Staff maintained grass trimmed at two treatment plants, reservoirs and distribution Water Towers.
- Initiated preventive maintenance on equipment as deemed necessary and exercised Emergency Generators weekly.

**Water Treatment Plants  
2025-26 Raw & Finish Water  
Million Gals. (MG)**




## Wastewater Treatment Plant

**Wastewater - Treatment** Wastewater Plant staff treated 237.850 million gallons of Wastewater.

### 2025-26 Wastewater Million Gallons (MG)

Avg	Max	Min	Oct	Nov	Dec	FYTD 25-26	FY 24-25
7.6	8.7	7.1	235	228	238	701	2,633

### 2025-26 Treated Wastewater Million Gallons (MG)



**Wastewater - Wastewater Plant Status** There were no violations for December. Plant operated at 54.08% capacity; Plant is rated at 13.5 mgd; and the Plant Yearly Average was 7.301 mgd. There was 0.4 inches of rainfall.

**Wastewater - Risk Management Program** The Plant buildings are maintained by Facilities department. All employees received Proper Protection Equipment as they may be exposed to hazardous environments. All cleaning and disinfection are done by janitorial staff to keep Plant disinfected as possible. Risk Reducing Training was conducted for severe heat exposure to all Plant Staff. All Plant Vehicle information was recorded and turned in to the Fleet Department for an audit conducted by the Risk Department.

**Wastewater - Staff Developments** Wilson Santana was registered with TWUA to take his TCEQ "C" License test in January. Andres Garcia will continue to train to obtain his "C" license level of operating Plant. Eric Hernandez passed his first required exam and is now being trained for other process control operations; his next class is Wastewater Treatment for different types of wastewater treatment processes.

**Wastewater - Facility Activities** Supervisory Staff continues to support the team with training goals and best practices towards maintaining the Plant in compliance with TCEQ regulatory inspections. Other rehabilitation projects are being discussed for future developments and are pending approvals. These projects will allow the Plant to continue to provide effective sewage treatment and environmental protection of water for the State of Texas.

**Wastewater - General Maintenance** Staff maintained grass trimmed, initiated preventive maintenance on equipment as deemed necessary; and (automatically) exercised two emergency generators, weekly. The following repairs were completed in-house.

1. Odor control systems were monitored and adjusted to reduce malodorous emissions.
2. Operators continue routine cleaning of Clarifiers side walls to remove algae buildup.
3. Pumps at our Main Lift Station were exercised for better flow to our Screening System at head works.
4. Operators cleaned "Tea Cup" Grit System at head works on a weekly basis.

5. Maintenance Crew worked on the Lift Station pumps and exercised all pumps at the Main Lift Station.
6. Maintenance Operators worked on thickener pump leaks, repairs and adjustments.
7. Operators worked on maintaining a proper level at the Pretreatment Pond.
8. Maintenance greased bearings on schedule.
9. Operators are pumping sludge from thickener to holding tanks due to repairs needed for thickener gear box.
10. Grounds keeping was done by all Operators and Grounds Keeper.

**Wastewater - Contract Work**

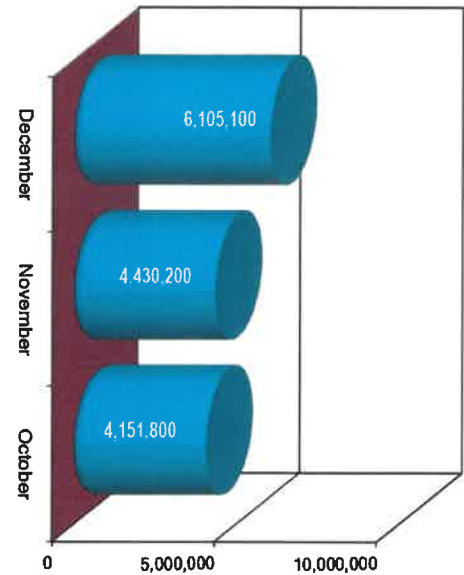
City's Contracted out electricians worked on the following.

1. J&E's work done at the Plant worked on grit timers for the grit system control cabinet.
2. Hill-TEX worked on Lift Station for the Plant (Pump 1).

**Wastewater - Other Contract Work**

1. CB3 continued to provide the Plant with sludge and grit removal services.
2. Cintas provided uniform services and door mat replacement weekly.
3. Polydine supplied us with polymer totes for aiding in sludge dewatering at Belt Press System.
4. Facilities Department worked on the Administration building and air filter exchanges for Plant.

**2025-26 Pretreatment Flow (MG)**



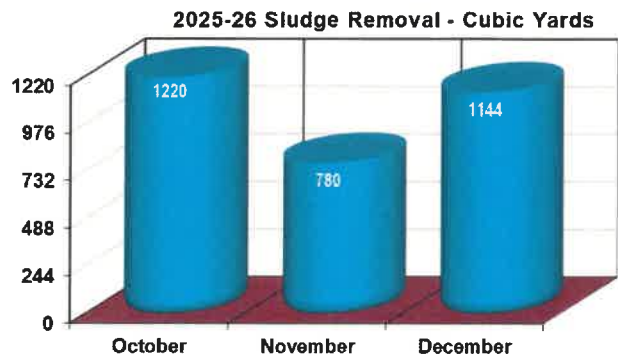
**Wastewater - Lab Status** All equipment and supplies met TCEQ standards for analysis and are concurrent with Standard Methods Procedures. ERA annual testing was completed and the City's Lab passed all analysis categories. Reports are pending to be finalized and sent to TCEQ for annual compliance. Plant Supervisor continues using the EPA Discharge Monitoring Report Federal Reporting System to comply with the TCEQ regulations. Staff is following TCEQ rules and regulations and is dedicated to the cleaning and disinfection of water and its reintroduction back to the environment.

**Wastewater - Special Projects** The Capital Improvement Projects include clarifier covers for UV light protection Industrial Pond Rehab, Digester Aeration upgrade and other needed projects; Being discussed are future improvements for redundancy at our Dewatering Sludge System (Belt Press). Clarifier Covers are equipment needed for algae removal and is a project that the Plant is initializing. The removal of algae buildup at the clarifier walls and weirs, the treatment process gains a significant increase in disinfection, equipment downstream of the Clarifier System is cleaner, decreases wear and tear of UV light bulbs and will eliminate Operator man hours and reduces the risk of injury.

**Pretreatment** Three surface Aerators and motors are operational. Clarifier at Pretreatment was cleaned up of debris on the surface. All industrial flows to the Plant continue to be accounted for by meter totalizers and truck tickets. The Lone Star Citrus Company transported 104 truckloads of 520,000 gallons of citrus wastewater to the Pretreatment System. Pretreatment flow of waste from Rio Grande Juice Company and MPI (Metal Plating Industry) was 6,105,100 million gallons. Total sludge hauled was 1,144 cubic yards equivalent to 52 roll off containers.

**2025-26 Sludge Removal**

Month	Roll Offs	Cu/Yds
Oct	61	1,220
Nov	40	780
Dec	52	1,144
25-26	153	3,144
24-25	525	8,508



### Street Division - Benchmark Summary

Our Street Crews constructed 63 linear feet of concrete railroad crossing, patched approximately 670 Potholes; placed a total of 43 Signs (12 stop signs) and 16 Poles (cemented); inspected and repaired 70 Traffic Lights and Street Lamps; 1,819 Street Miles was swept; removed 310 Tires and 3 Demolished Home. Street Crews cleared right-of-way tree limb obstructions. There were 258 customers and a monetary Collection of Debris totaling \$ 6,238.

### Street Improvement & Construction Projects

Project Name	Linear Feet	Construction % Completion	Current Status	Project Cost	Contractor
Concrete Railroad Crossing at Francisco & Bus 83	63'	100% Complete	100% Complete	\$ 60,000	Rio Valley Switching & Street Department

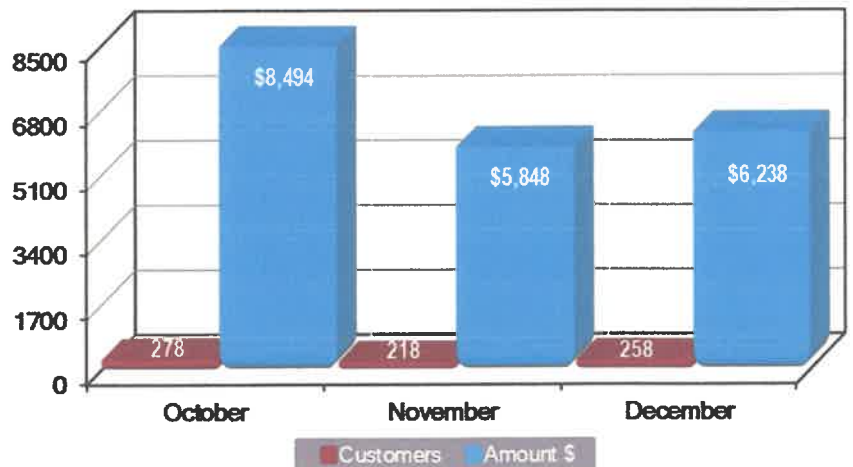
### Collection of Debris

There were 258 City of Mission customers with a monetary collection of debris totaling \$ 6,238.

Collection of Debris

Month	Customers	Amount \$
Oct	278	\$ 8,494
Nov	218	\$ 5,845
Dec	258	\$ 6,238
25-26	754	\$ 20,577
24-25	2,882	\$ 87,601

2025-26 Collection of Debris

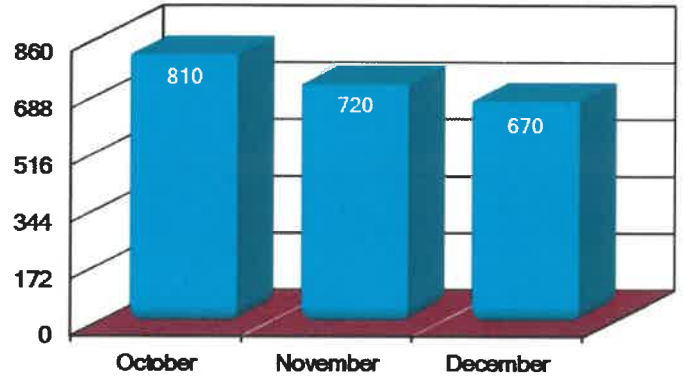


**City Pothole Maintenance** Street Crews filled a total of 670 potholes.

**2025-26 Pothole Maintenance**

Month	24-25	25-26
Oct	726	810
Nov	785	720
Dec	726	670
Totals	2,237	2,200

**2025-26 Pothole Count**

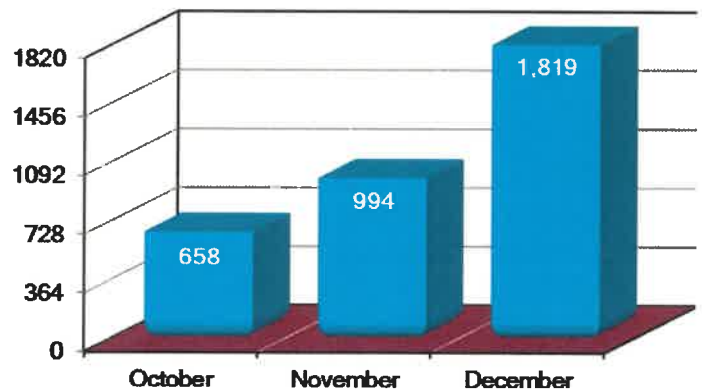


**City Street Miles Swept** Mr. Torres, Mr. Gutierrez, Sweeper Operators, cleaned 1,819 street miles.

**2025-26 Miles Swept**

Month	24-25	25-26
Oct	1,662	658
Nov	1,497	994
Dec	1,258	1,819
Totals	4,417	3,471

**2025-26 Street Miles Swept**

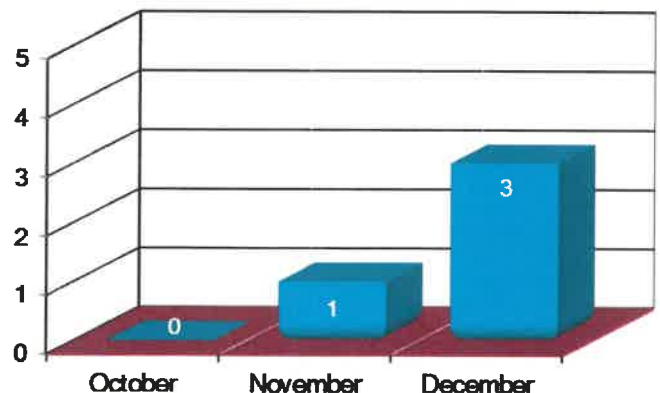


**Lot Maintenance / Demolished Home** There were three (3) Demolished Homes this month.

**2025-26 Lot Maintenance**

Month	24-25	25-26
Oct	0	0
Nov	1	1
Dec	1	3
Totals	2	4

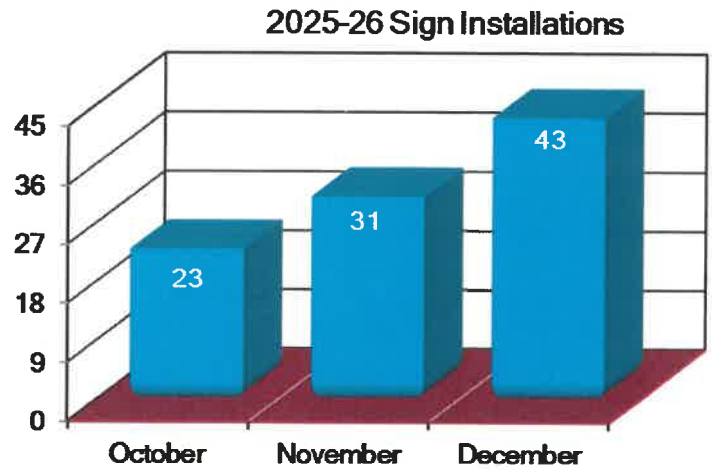
**2025-26 Lot Maintenance/ Demolished Home**



### Sign Shop Output Measures

2Street Crews installed 43 signs (19 stop signs) and 16 poles.

Month	24-25	25-26	Posts
Oct	19	23	8
Nov	48	31	19
Dec	10	43	16
Totals	77	97	43



### Street Light Pole Maintenance

Street Light inspections are maintained by AEP.

### Traffic Signal Maintenance

The following are the power supplies that are needed: Traffic Cabinet BIUS 12 boxes; PED Light, 5 Red; Led boxes Red, Yellow, Green arrows, 3 of each.

Month	School Zone			Traffic Signals Light Changes							
	Light Bulb Replace	Re-set Controller	School Maint	Green	Red	Amber	Walk / Don't Walk	Trouble shoot Controller	Reg Maint	Misc	Total
Oct	2	1	1	2	1	1	1	5	35	37	86
Nov	0	0	0	5	1	0	6	3	17	27	59
Dec	0	6	6	5	5	7	0	13	7	21	70
25-26	2	7	7	12	7	8	7	21	59	85	215
24-25	9	27	116	16	28	28	36	74	507	405	1,246

**Storm Drainage** Street Crews cleared debris from storm drains and ditches throughout the City to prepare for hurricane season.

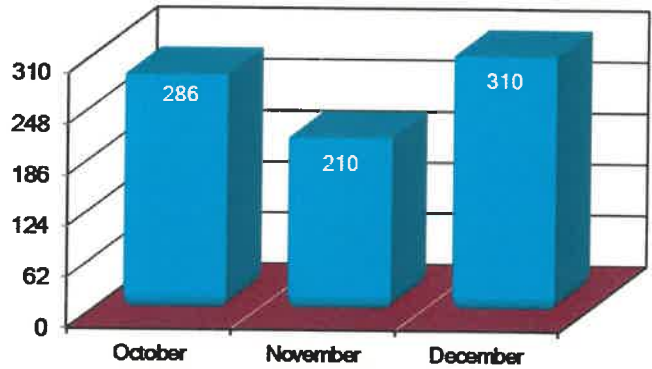
**City Crew Collect Debris** Our Alley Crew cleaned alleyways and averaged 5 trailer loads daily and mowed an average of 2 miles of alleyway.

**Tire Removal** Our Streets Crew removed 310 tires from the City this month.

**2025-26 Tire Collection**

Month	24-25	25-26
Oct	280	286
Nov	360	210
Dec	340	310
Totals	980	806

**2025-26 Tire Removal**



**2025-26 Fleet Maintenance & Cost Summary**

Charge Code	Work Orders	Preventive Maintenance	Cost \$
Oil Changes / PM	42	42	\$ 13,000
Repairs	10	0	\$ 19,500
December	52	42	\$ 32,500
FYTD 25-26	171	140	\$ 104,200
FY 24-25	797	625	\$ 484,400

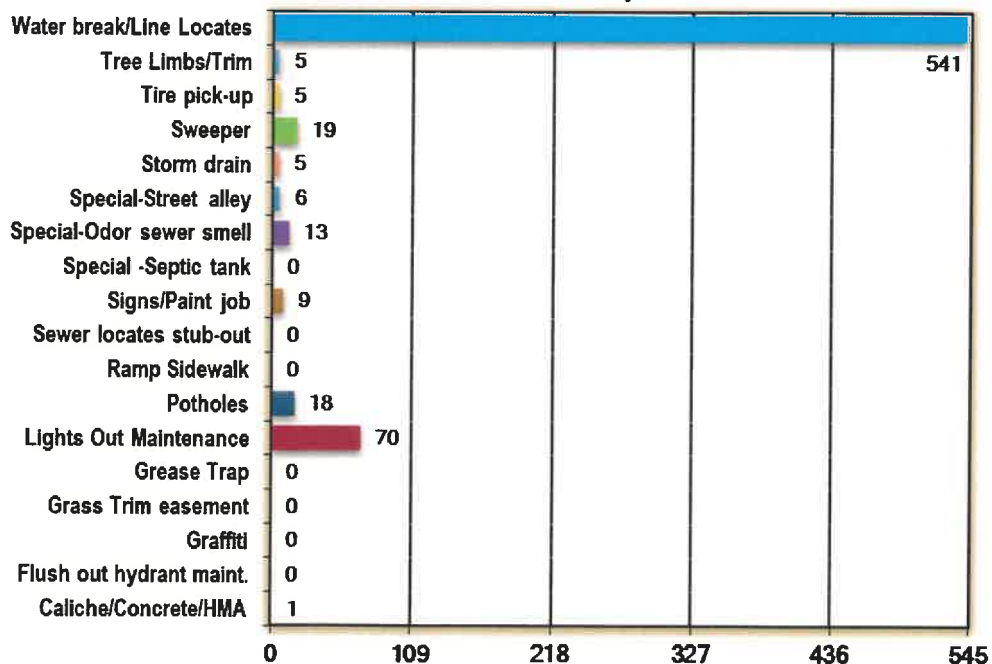
**2025-26 Fleet Work Order Benchmark**



### Administration Request for Service Calls

Service Type	Oct	Nov	Dec	25-26	24-25
Caliche/Concrete/HMA	1	0	1	2	1
Flush Hydrant Maintenance	2	1	0	3	58
Graffiti	0	0	0	0	0
Grass Trim easement	7	2	0	9	75
Lights Out Maintenance	86	59	70	215	1,238
Potholes	41	29	18	88	592
Ramp Sidewalk	1	1	0	2	14
Sewer locates stub-out	0	0	0	0	0
Signs/Paint job	11	8	9	28	36
Special -septic tank	0	0	0	0	0
Special-Odor smell	23	17	13	53	215
Special-Street alley	2	1	6	9	81
Storm drain	12	2	5	19	58
Sweeper	6	9	19	34	98
Tire pick-up	15	2	5	22	28
Tree Limbs/Trim	13	5	5	23	95
Water break/Line locates	438	479	541	1,458	5,761
<b>Total</b>	<b>658</b>	<b>615</b>	<b>692</b>	<b>1,965</b>	<b>8,350</b>

### December 2025 - Request for Service Calls



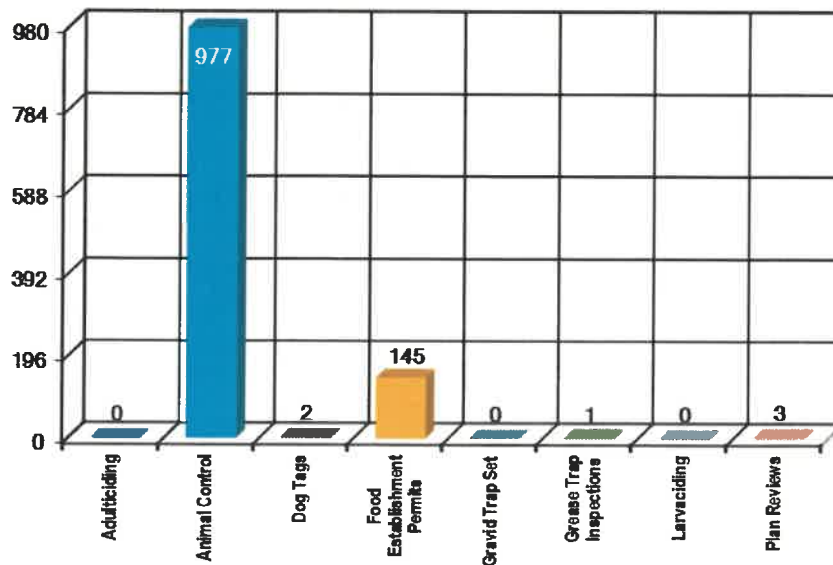
## Health Department

### Health Department Benchmark Summary

Following are the services provided by the Health Department for December.

Service Type	Oct	Nov	Dec	25-26	24-25
Adulticiding	0	0	0	0	13
Animal Control	1,048	948	977	2,973	10,814
Dog Tags	5	6	2	13	33
Food Est. Permits	216	78	145	439	2,172
Gravid Trap Set	0	0	0	0	0
Grease Trap Inspections	0	2	1	3	3
Larvaciding	0	0	0	0	9
Plan Reviews	6	5	3	14	112
<b>Total</b>	<b>1,275</b>	<b>1,039</b>	<b>1,128</b>	<b>3,442</b>	<b>13,156</b>

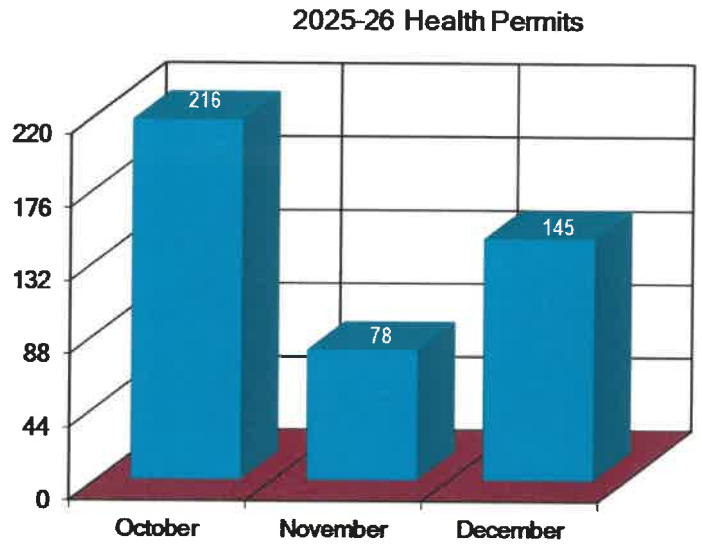
December 2025  
Health Department Service Requests



### Health Permits

A total of 145 Food Establishment permits were issued this month.

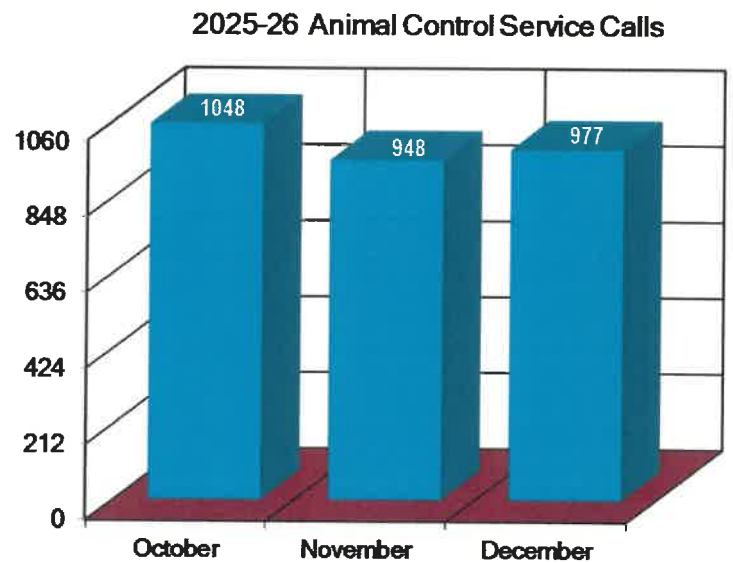
Food Establishment Permits		
Month	FY 24-25	FY 25-26
Oct	231	216
Nov	220	78
Dec	188	145
Totals	639	439



### Animal Control Service Calls

Citizens called (977 calls) regarding Animal Control concerns.

Animal Control Calls		
Month	FY 24-25	FY 25-26
Oct	970	1,048
Nov	770	948
Dec	791	977
Totals	2,531	2,973



### Health Department Animal Control

Our City's Animal Wellness Officers, Jesus, Ivan and Manuel reported the following Animal Control for December. There were 188 requests for intake service orders completed by City staff this month.

#### Dogs

Description	Stray	Bite Case	Seized	D.O.A.	Owner Surrender	Escape Lost	Adopted	Rescued	Trap-Neuter-Release	DEC	25-26
Mission	55	3	0	12	0	3	44	6	0	123	218
DEC	55	3	0	12	0	3	44	6	0	123	
25-26	84	15	0	37	0	3	61	18	0		218
FY 24-25	374	61	1	90	24	19	24	10	0		603

#### Cats

Description	Stray	Bite Case	Seized	D.O.A.	Owner Surrender	Escape Lost	Adopted	Rescued	Trap-Neuter-Release	DEC	25-26
Mission	9	1	0	17	0	8	16	0	0	51	123
DEC	9	1	0	17	0	8	16	0	0	51	
25-26	18	1	0	46	0	12	27	16	3		123
FY 24-25	206	10	0	151	0	18	17	9	10		421

#### Wildlife

Description	Stray	Bite Case	Seized	D.O.A.	Owner Surrender	Escape Lost	Adopted	Rescued	Trap-Neuter-Release	DEC	25-26
Mission	0	0	0	14	0	0	0	0	0	14	6
DEC	0	0	0	14	0	0	0	0	0	14	
25-26	0	0	0	20	0	0	0	0	0		6
FY 24-25	0	0	0	81	0	0	0	0	0		81

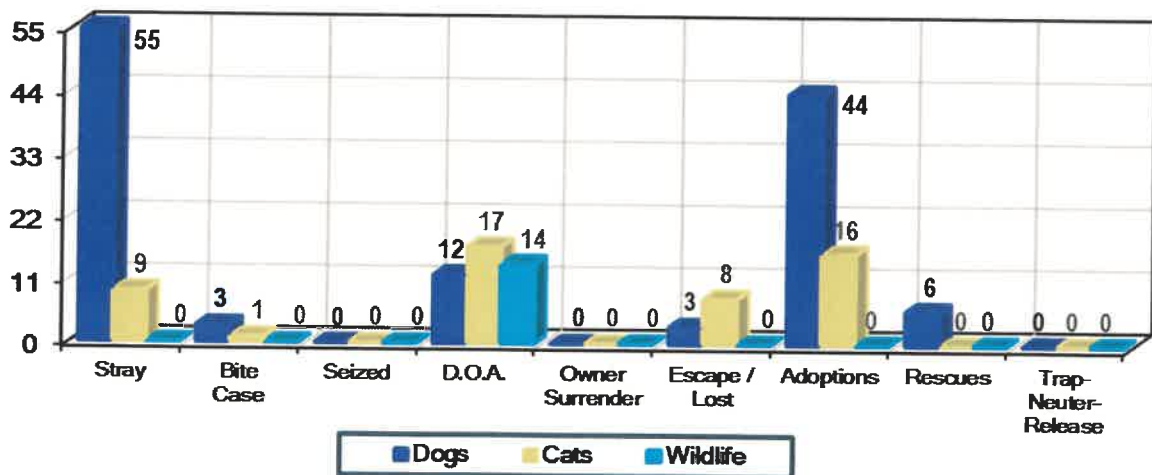
### Health Department Animal Control Summary

Below is our Health Department Animal Control Shelter Intake Summary of Dogs, Cats, and Wildlife.

#### December 2025 Health Department Animal Control

Animal Type	Stray	Bite Case	Seized	D.O.A.	Owner Surrender	Escape/ Lost	Adopted	Rescues	Trap-Neuter-Release	DEC	25-26
Dogs	55	3	0	12	0	3	44	6	0	123	218
Cats	9	1	0	17	0	8	16	0	0	51	123
Wild Life	0	0	0	14	0	0	0	0	0	14	20
DEC	64	4	0	43	0	11	60	6	0	188	
25-26	102	16	0	103	0	15	88	34	3		361
FY 24-25	580	71	1	322	24	37	44	13	13		1,105

#### December 2025 Health Department Animal Control



**Building Permit and Inspections  
Activity Report for  
The Month of December 2025**

<b>Total # of Building Permits</b>	<b>Building Permit Value</b>	<b>Building Permit Fee</b>	<b>Types of Building Permits</b>
28	\$4,933,426.00	\$10,739.05	New Dwelling
			Commercial
			Assembly
3	\$737,000.00	\$5,343.90	Apartments-14 UNITS
			Warehouse
1	\$0.00	\$105.00	Move Out Houses/Move Within
			Move In Houses
12	\$211,190.00	\$1,260.00	Move in Mobile Homes
			Schools
4	\$201,560.00	\$1,220.00	Swimming Pools
5	\$23,250.00	\$0.00	Sheds
6	\$28,678.00	\$332.50	Signs
4	\$7,500.00	\$35.00	Fence
			Tower
			Gas Tanks Pumps
			Demolition
			Water Well/Recreation Const.
<b>63</b>	<b>\$ 6,142,604.00</b>	<b>\$ 19,035.45</b>	<b>Totals</b>

<b>Additions / Remodeling</b>			
30	\$1,544,700.10	\$5,702.65	Residential Buildings
9	\$9,785,200.00	\$7,193.98	Commercial Buildings
			Apartment Buildings
			Assembly Buildings
			School Buildings
1	\$2,000.00	\$91.40	Awnings/Decks
3	\$11,699.00	\$118.80	Carports/Concrete
14	\$152,200.00	\$652.85	Porches/Driveways/Sidewalks
			Garages/Canopies
			Hobby Shops
<b>57</b>	<b>\$11,495,799.10</b>	<b>\$13,759.68</b>	<b>Totals</b>

<b>Total Building Permits</b>	<b>120</b>
<b>Total Building Valuation</b>	<b>\$17,638,403.10</b>
<b>Total Building Permit Fees</b>	<b>\$32,795.13</b>

Prepared By: Rachel Alvarez  
Date: 1/5/2026

**I. Permits Issued**

**A. Building**

Number	120
Value	<u>\$17,638,403.10</u>
Permit Fees	<u>\$32,795.13</u>

**B. Electrical, T-Pole, & T-Clear**

Number	135
Permit Fees	<u>\$14,130.00</u>

**C. Mechanical**

Number	51
Value	<u>\$416,473.00</u>
Permit Fees	<u>\$4,713.00</u>

**D. Plumbing, Gas & Sprinkler System**

Number	89
Permit Fees	<u>\$7,770.00</u>

**TOTALS**

<b>Total Permits Issued</b>	<u>395</u>
<b>Total Valuation</b>	<u>\$18,054,876.10</u>
<b>Total Permit Fees</b>	<u>\$59,408.13</u>

**II. Number of Inspections Conducted**

537

Monthly Report for December 2025

**III. Other Fees**

<b>A. Business License Application</b>	
Number	20
Permit Fees	<u>\$1,000.00</u>
<b>B. Garage Sale Permits</b>	
Number	0
Permit Fees	<u>\$0.00</u>
<b>C. Health Cards</b>	
Number	0
Permit Fees	<u>\$0.00</u>
<b>D. Builder Registration</b>	
Number	17
Permit Fees	<u>\$1,600.00</u>
<b>E. Electrician Registration</b>	
Number	0
Permit Fees	<u>\$0.00</u>
<b>F. Plumbing Registration</b>	
Number	0
Permit Fees	<u>\$0.00</u>
<b>G. Mechanical Registration</b>	
Number	0
Permit Fees	<u>\$0.00</u>
<b>H. House Inspections</b>	
Number	0
Permit Fees	<u>\$0.00</u>
<b>I. Planning &amp; Zoning Applications</b>	
Number	27
Permit Fees	<u>\$7,850.00</u>

# MEMORANDUM

**To:** J.P Terrazas, P.E., Co-Interim City Manager  
**From:** Xavier Cervantes, Director of Planning  
**Date:** January 2, 2026  
**Re:** Monthly Report DECEMBER 2025

---

ACTIVITY REPORT FOR THE PLANNING DIVISION IS PROVIDED FOR THE PREVIOUS MONTH.

## DECEMBER 2025

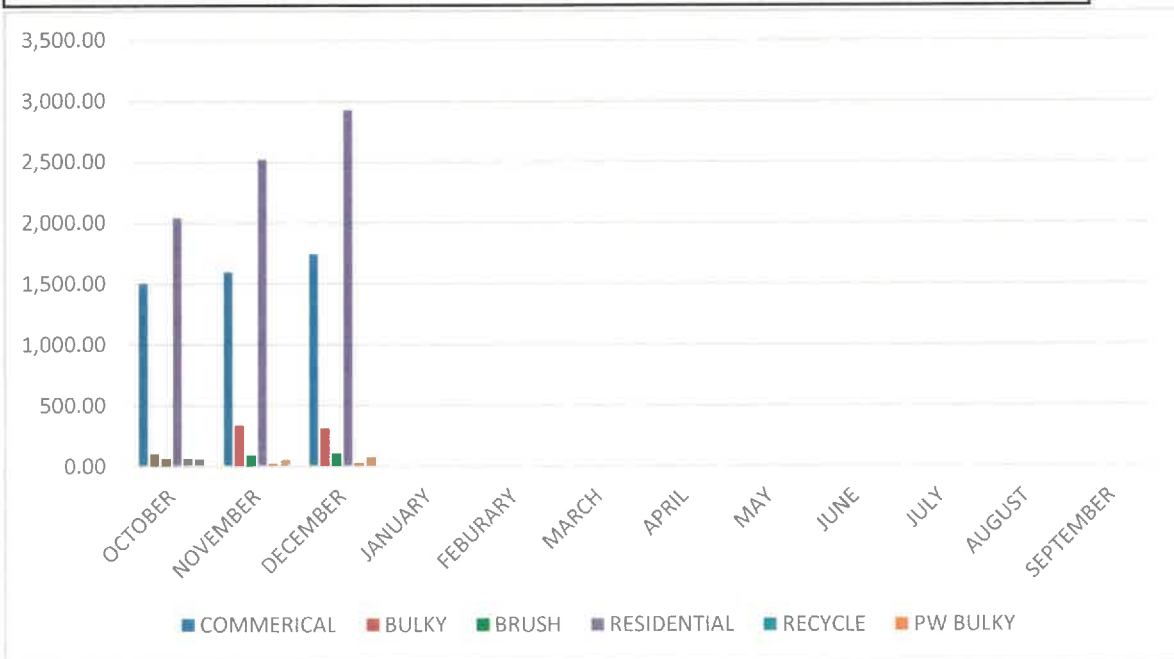
REZONINGS:	1
CONDITIONAL USE PERMIT:	5
HOMESTEAD APPROVALS:	0
SUBDIVISIONS:	2
SINGLE LOT VARIANCES:	0
VARIANCES (ZBA):	1
SITE PLAT APPROVALS:	0
OTHER P&Z REQUESTS	0

**SANITATION DEPARTMENT**

For the month of December , the City of Mission Sanitation Department disposed of a combined **4975.48** tons of trash/bulky items. In addition, **8,016.00** cubic yards of brush was collected at our sanitation landfill.

Month	TONS RESIDENTIAL	CUBIC YARDS BRUSH	TONS BULKY	TONS COMMERICAL	TONS BRUSH	TONS RECYCLE	TONS PW BULKY
OCTOBER	2,043.55	4,760.00	98.14	1,504.10	64.26	63.87	58.19
NOVEMBER	2,523.14	6888.00	333.25	1596.60	92.988	24.35	51.02
DECEMBER	2,927.50	8016.00	303.22	1744.76	108.216	31.26	72.11
JANUARY					0		
FEBURARY					0		
MARCH					0		
APRIL					0	0	
MAY					0		
JUNE					0		
JULY					0		
AUGUST					0		
SEPTEMBER					0		
<b>Total</b>	<b>7494.19</b>	<b>19664</b>	<b>734.61</b>	<b>4845.46</b>	<b>265.464</b>	<b>119.48</b>	<b>181.32</b>

**2025 - 2026 SANITATION PICK UP (TONS)**



# **Mission Police Department**



**Monthly Report**  
**December 2025**



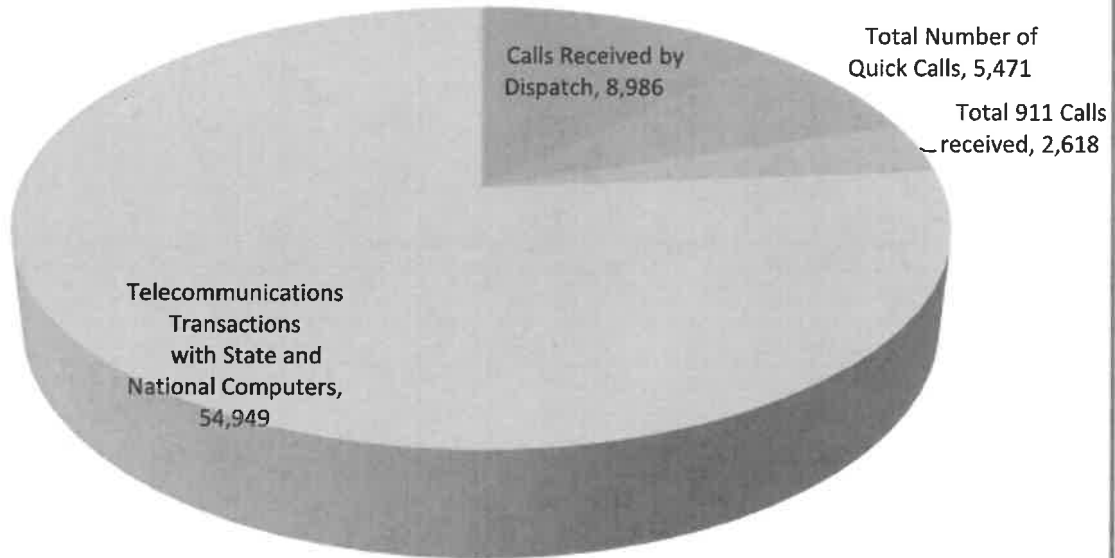
# Mission Police Department

## Monthly Report for December 2025



### *Communications Division*

	<b><u>Dec 25</u></b>	<b><u>FY 25-26 YTD</u></b>
Calls Received by Dispatch	2,953	8,986
Total Number of Quick Calls	1,755	5,471
Total 911 Calls received	2,618	2,618
Telecommunications Transactions with State and National Computers	16,387	54,949





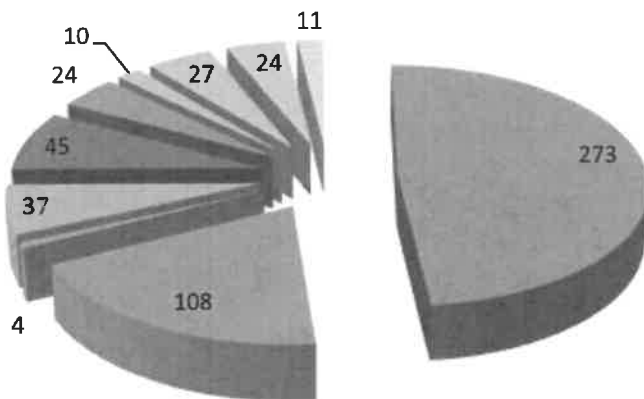
## ***Criminal Investigations Criminal Case Submissions***



Adult Misdemeanor Cases Submitted to DA's Office  
 Adult Felony Cases Submitted to DA's Office  
 Adult Cases Submitted to Mission Municipal Court  
 Adult Misdemeanor Arrests  
 Adult Felony Arrest  
 Juvenile Misdemeanor Cases Submitted to Juvenile Probation Department  
 Juvenile Felony Cases Submitted to Juvenile Probation Department  
 Juvenile Cases Submitted to Mission Municipal Court  
 Juvenile Misdemeanor Arrests  
 Juvenile Felony Arrests  
 Total Open Cases

	<b><u>Dec 25</u></b>	<b><u>FY 25-26 YTD</u></b>
Adult Misdemeanor Cases Submitted to DA's Office	88	273
Adult Felony Cases Submitted to DA's Office	35	108
Adult Cases Submitted to Mission Municipal Court	3	4
Adult Misdemeanor Arrests	8	37
Adult Felony Arrest	19	45
Juvenile Misdemeanor Cases Submitted to Juvenile Probation Department	16	24
Juvenile Felony Cases Submitted to Juvenile Probation Department	3	10
Juvenile Cases Submitted to Mission Municipal Court	4	27
Juvenile Misdemeanor Arrests	16	24
Juvenile Felony Arrests	3	11
<b>Total Open Cases</b>	<b>160</b>	<b>160</b>

### **Dec 25**



- Adult Misdemeanor Cases Submitted to DA's Office
- Adult Felony Cases Submitted to DA's Office
- Adult Cases Submitted to Mission Municipal Court
- Adult Misdemeanor Arrests
- Adult Felony Arrest
- Juvenile Misdemeanor Cases Submitted to Juvenile Probation Department

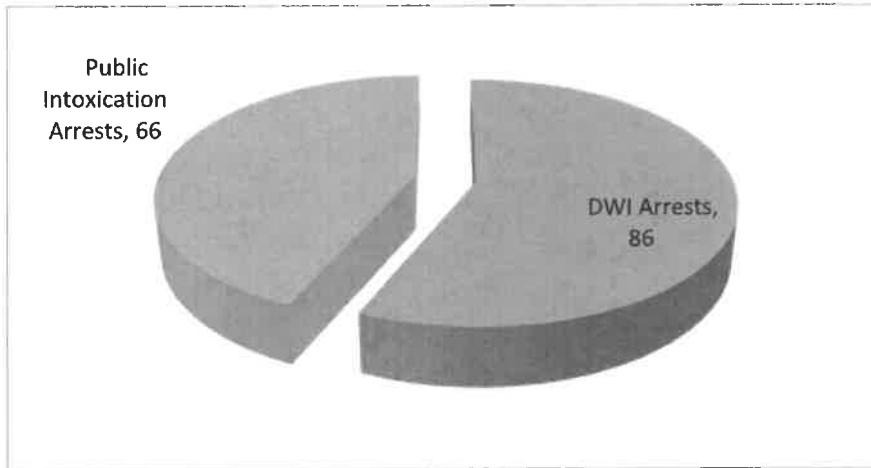


# Mission Police Department Monthly Report for December 2025



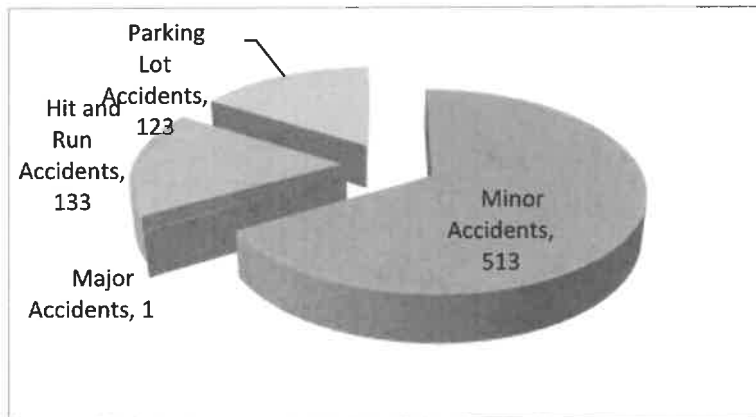
## *Patrol Division*

	<u>Dec 25</u>	<u>FY 25-26 YTD</u>
<b>DWI Arrests</b>	32	86
<b>Public Intoxication Arrests</b>	24	66



## *Traffic Division*

	<u>Dec 25</u>	<u>FY 25-26 YTD</u>
<b>Minor Accidents</b>	190	513
<b>Major Accidents</b>	0	1
<b>Hit and Run Accidents</b>	40	133
<b>Parking Lot Accidents</b>	42	123





# Mission Police Department

## Monthly Report for December 2025



### *Jail Division*

#### **Adults**

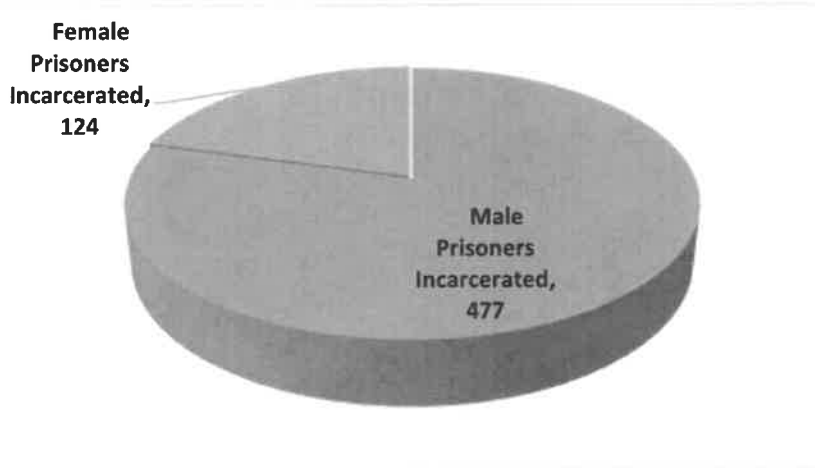
Male Prisoners Incarcerated  
 Female Prisoners Incarcerated

**Dec 25**

**FY 25-26 YTD**

174	477
33	124
<b>207</b>	<b>601</b>

#### **Total**



#### **Juveniles**

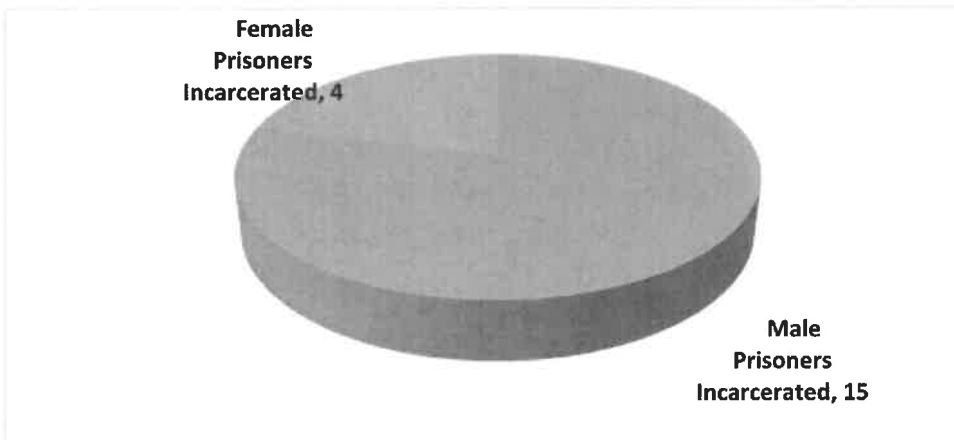
Male Prisoners Incarcerated  
 Female Prisoners Incarcerated

**Dec 25**

**FY 25-26 YTD**

6	15
2	4
<b>8</b>	<b>19</b>

#### **Total**





### ***Narcotics Division -DEA***

	<b>Dec 25</b>	<b>FY 25-26 YTD</b>
Seizures		
Marihuana (lbs)	0.00	0.00
(Street Value -\$506.00 per pound)	\$0.00	\$0.00
Cocaine (kilos)	59.5	186.50
(Street Value -\$21,000.00 per Kilo)	\$1,249,500.00	\$3,916,556.28
Fentanyl	0	0.00
(Street Value -\$30,000.00 per Kilo)	\$0.00	\$12.00
Heroin (kilos)	0	0.00
(Street Value -\$17,680.00 per Kilo)	\$0.00	\$0.00
Methamphetamine (kilos)	6.5	9.92
(Street Value -\$11,925.00 per Kilo)	\$129,350.00	\$197,326.41
Currency Seizures:	\$0.00	\$0.00
Vehicle Seizures:	0	0
Arrest:	15	30

### ***Narcotics Division -Immigration & Customs Enforcement***

	<b>Dec 25</b>	<b>FY 25-26 YTD</b>
Seizures		
Marihuana (lbs)	0	0.00
(Street Value -\$506.00 per pound)	\$0.00	\$0.00
Cocaine (kilos)	121.84	291.46
(Street Value -\$21,000.00 per Kilo)	\$2,558,640.00	\$6,120,660.00
Heroin (kilos)	0	0.00
(Street Value -\$17,680.00 per Kilo)	\$0.00	\$0.00
Methamphetamine (kilos)	0	0.00
(Street Value -\$11,925.00 per Kilo)	\$0.00	\$0.00
Currency Seizures:	\$305,031.00	\$562,146.00
Vehicle Seizures:	0	0
Arrest:	6	16



## ***Mission Police and Criminal Investigations***

### **Narcotics**

	<b><u>Dec 25</u></b>	<b><u>FY 25-26 YTD</u></b>
Marihuana (pounds)	0.17	0.48
(Street Value -\$506.00 per pound)	\$83.49	\$158.88
Cocaine (kilos)	49.8688	49.91
(Street Value -\$21,000.00 per Kilo)	\$1,047,244.80	\$1,048,131.00
Currency	\$111.00	\$144.41



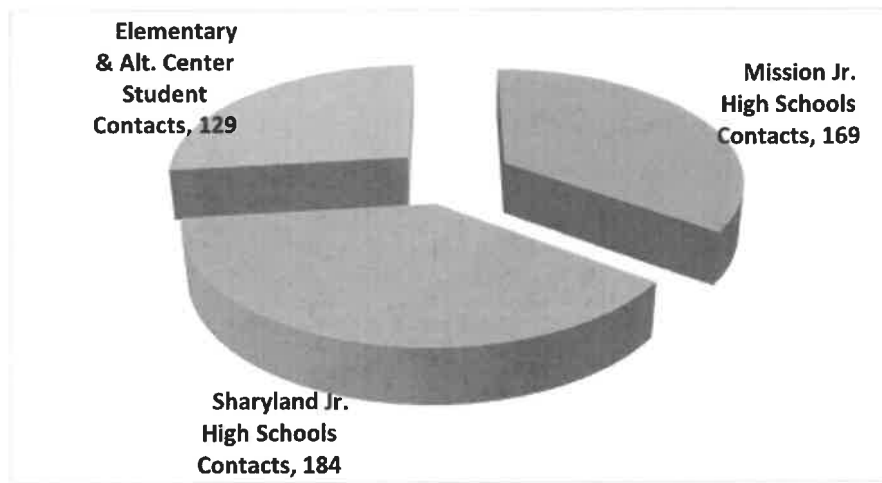
# Mission Police Department

## Monthly Report for December 2025



### ***Educational Resource Officer Program***

	<b><u>Dec 25</u></b>	<b><u>FY 25-26 YTD</u></b>
Mission Jr. High Schools Contacts	55	169
Sharyland Jr. High Schools Contacts	57	184
Elementary & Alt. Center Student Contacts	6	129



	<b><u>Dec 25</u></b>	<b><u>FY 25-26 YTD</u></b>
Mission High Schools	85	248
Sharyland High Schools	50	214



## **Adult & Juvenile Cases Submitted by Police Officers Assigned to Mission & Sharyland Schools**



Adult Cases Submitted to Mission Municipal Court

Adult Misdemeanor Arrests

Adult Felony Arrests

Juvenile Misdemeanor Cases Submitted to Juvenile Probation Department

Juvenile Felony Cases Submitted to Juvenile Probation Department

Juvenile Cases Submitted to Mission Municipal Court

Juvenile Cases Submitted to JP Court

Juvenile Misdemeanor Arrests

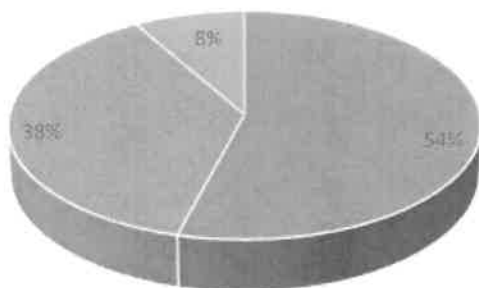
Juvenile Felony Arrests

**Dec 25**

**FY 25-26 YTD**

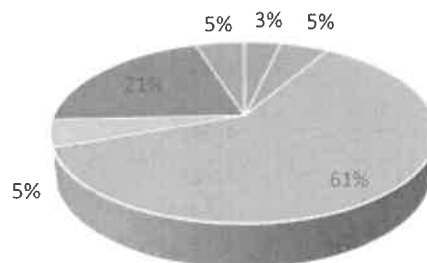
5	13
3	9
1	2
3	3
3	4
24	50
4	4
9	17
4	4

FY 25-26 YTD



FY 25-26 YTD

- Juvenile Misdemeanor Cases Submitted to Juvenile Probation Department
- Juvenile Felony Cases Submitted to Juvenile Probation Department
- Juvenile Cases Submitted to Mission Municipal Court
- Juvenile Cases Submitted to JP Court
- Juvenile Misdemeanor Arrests
- Juvenile Felony Arrests





# Mission Police Department

## Monthly Report for December 2025



### *Records Division*

The following entries from our records division are actual persons visiting the Mission Police Department facility to obtain copies of reports; getting fingerprinted; job applications; clearance letter for job applications; vehicle identification number clearance letters for people buying used motor vehicles; persons visiting our warrant officers, criminal investigations or administrative personnel for assistance in police related matters.

	<b>Dec 25</b>	<b>FY 25-26 YTD</b>
Accident Reports	71	304
Fingerprints	6	17
Clearance Letters	8	38
Alarms	221	239
VIN Checks	17	27
<b>TOTAL</b>	<b>323</b>	<b>625</b>

