



Public Works

January 2026 Monthly Report

Streets Project



Barnes / Holland to Old 83



Golf Park – Sewer Install

Water Distribution Projects



1300 N Conway - Manhole



12th Street / Perkins – Water Break



Public Works Projects



PUBLIC WORKS
Table of Contents
January 2026

T I T L E	P A G E
Utility Billing & Collection	1
Analytical Statistical Comparison - Utility Billing & Collection	1
Water Distribution	2
Water Distribution Utility Line Maintenance	2
Water Distribution Maintenance Benchmark Summary	3
Utility Inspections	4
Subdivision Inspections	4
Backflow Prevention Inspections	5
Sewer Collection Maintenance	6
Sewer Collection - Inspections Benchmark	6
Water Treatment Plant Production	7
Water Production & Rainfall	7
General Operations & Maintenance - North Water Treatment Plant	7
General Operations & Maintenance - South Water Treatment Plant	8
Wastewater Treatment Plant Production	9
Wastewater - Plant Status	9
Wastewater - Staff Developments	9
Wastewater - General Operations & Maintenance	9-10
Wastewater - Contract Work	9
Wastewater - Lab Status & Special Projects	10
Pre-Treatment Plant - Operations & Maintenance	10
Sludge Removal Cubic Yards	10
Street Department	11
Street Improvement Projects	11
Street City Pothole Maintenance	12
Street City Miles Swept	12
Lot Maintenance/Demolished Home	12
Sign Shop Output Measures	13
Street Traffic Light Maintenance	13
Storm Drainage Division Projects	14
Alley Debris Collection & Mowing	14
Tire Removal	14
Fleet Department	14
Administration - Request for Service Calls	15
Health Department	16
Health Department Benchmark	16
Health Permits	17
Animal Control Service Calls	17
Animal Control	18-19

Utility Billing and Collection

ANALYTICAL STATISTICAL COMPARISON

‡ UTILITY BILLING ACCRUALS ‡

BILLING TYPE	Jan - 2026	Jan- 2025	FYTD 25-26	FYTD 24-25
Water Consumption (Gals.)	347,600,000	352,638,000	1,510,654,000	1,427,875,000
Number of Customers	31,931	31,341		

WATER & WASTEWATER

Water Sales	\$ 1,186,615	\$ 1,192,959	\$ 5,036,636	\$ 4,800,433
Water Sales - <i>Granjeno</i>	2,079	2,386	9,330	9,159
Water Connections	27,980	49,815	127,316	155,338
Reconnect Fees	9,575	8,625	31,550	44,475
Sewage Service	701,202	696,644	2,828,057	2,746,566
Sewage Service - <i>Granjeno</i>	1,181	1,295	4,865	4,958
Industrial Sewer Surcharge	3,395	1,542	5,523	3,796
Wastewater Connections	7,190	13,240	35,240	44,440
Service Charge	9,320	9,240	41,990	42,962
Total	\$ 1,948,537	\$ 1,975,746	\$ 8,120,507	\$ 7,852,127

SANITATION

Garbage Fees	\$ 721,652	\$ 702,639	\$ 2,860,098	\$ 2,781,011
Brush Fees	112,195	107,288	441,991	423,035
Total	\$ 833,847	\$ 809,927	\$ 3,302,089	\$ 3,204,046

DRAINAGE ASSESSMENT FEE

Drainage Assessment Fee	\$ 109,012	\$ 107,429	\$ 435,636	\$ 428,423
Total	\$ 109,012	\$ 107,429	\$ 435,636	\$ 428,423

Total Billing	\$ 2,891,396	\$ 2,893,102	\$ 11,858,232	\$ 11,484,596
----------------------	---------------------	---------------------	----------------------	----------------------

‡ UTILITY COLLECTIONS CASH ‡

COLLECTIONS	Jan- 2026	Jan - 2025	FYTD 25-26	FYTD 24-25
Total Collections	\$ 2,940,511	\$ 2,128,238	\$ 11,977,028	\$ 11,572,442

Water Distribution

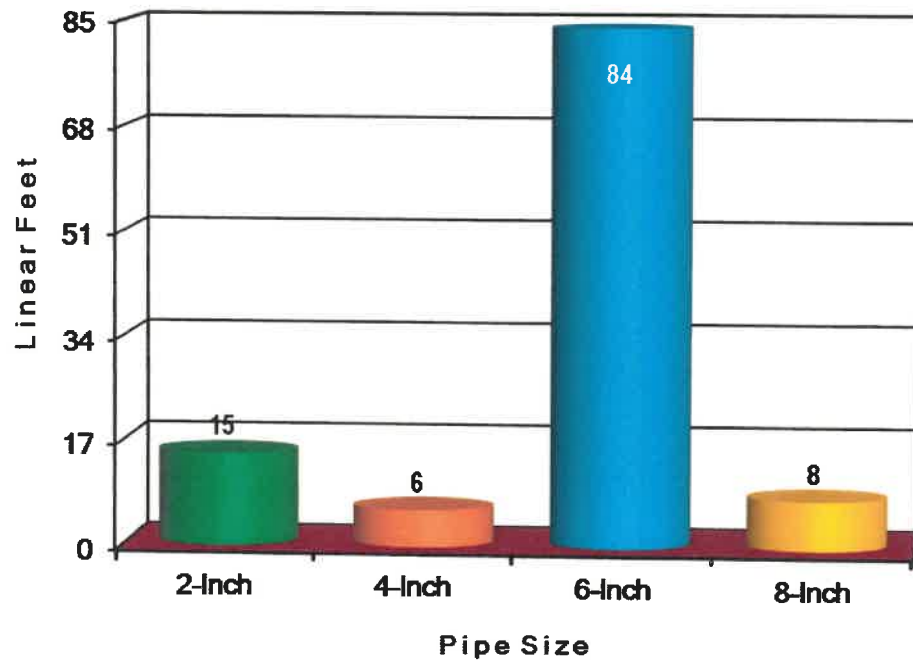
Utility Line Installation

Water Distribution Crews installed 113 Linear Feet of Utility Line. Below are the locations where the broken line repairs took place. There were 14 (fourteen) major water line breaks repaired.

January 2026 Utility Line Installation

2-Inch		4-Inch		6-Inch		8-Inch	
320 W 6 th St	10'	921 Alejandro	2'	Bouganvilla St	80'	201 Naranjo	8'
615 N Dunlap	5'	1510 Montecruz	2'	1300 N Conway	4'		
		1720 Rio	2'				
15 LF		6 LF		84 LF		8 LF	

January 2026 Utility Pipe Line Installation



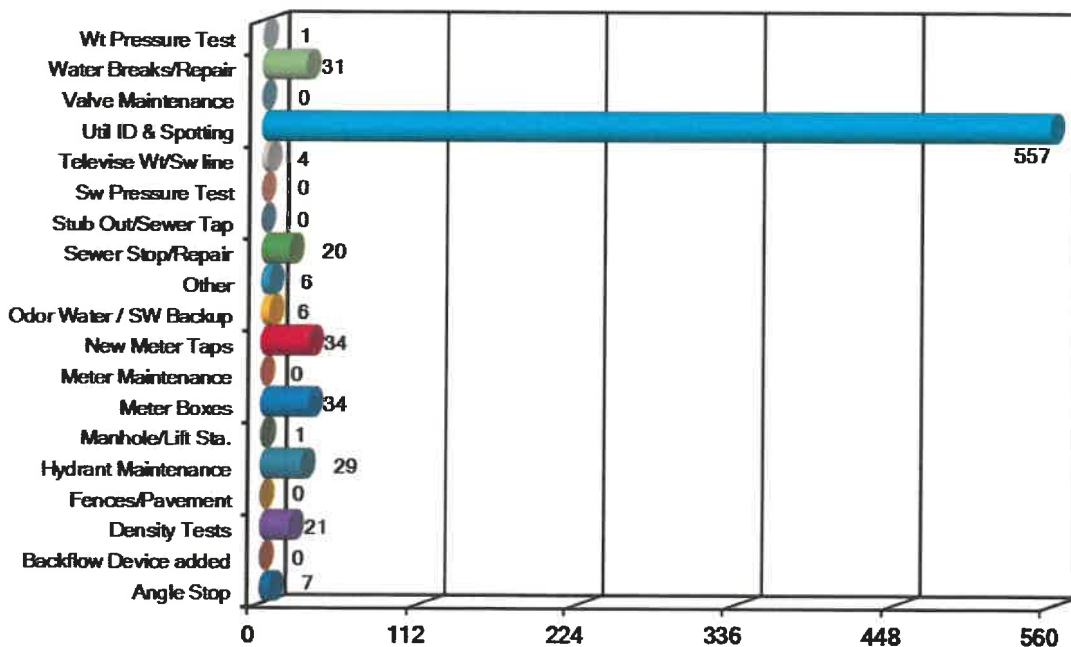
Water Distribution

Water Distribution - Maintenance Benchmark Summary

The following is the January 2026 Water Distribution's Maintenance Benchmark Summary.

Service Type	Oct	Nov	Dec	Jan	FYTD 25-26	FY 24-25
Angle Stop	6	14	0	7	27	149
Backflow Device	0	0	0	0	0	1
Density Tests	18	20	25	21	84	259
Fences/Pavement	0	0	0	0	0	0
Hydrant Maintenance	1	1	0	29	31	58
Manhole/Lift Station	4	4	1	1	10	36
Meter Boxes	77	33	45	34	189	713
Meter Maintenance	12	2	2	0	16	54
New Meter Taps	84	33	45	34	196	747
Odor Water	23	17	13	6	59	215
Other	2	10	3	6	21	75
Sewer Stop/Repair/Tap	23	6	2	20	51	245
Stub Out Sewer	0	0	0	0	0	0
Sewer Pressure Test	4	4	2	0	10	133
Televise Sewer line	16	8	5	4	33	91
Utility ID & Spotting	419	436	541	557	1,953	5,551
Valve Maintenance	0	0	4	0	4	4
Water Break/Repair	19	43	35	31	128	286
Water Pressure Test	10	0	1	1	12	158
Totals	718	631	724	751	2,824	8,775

January 2026
Utility - Water Distribution Benchmark



Water Distribution - Utility Inspections Mr. Lupe Vela and Mr. Charlie Fuentes, Utility Inspectors, conducted inspections on thirty-six (36) sites; performed 5 Mandrel Tests, 1 Hydrostatic Test and 21 Density Tests. Inspectors worked on 557 line locates.

	Site/Subdivision	Start Date	Completion Date	Location	Inspection Description
1	Anacua Village	7/2024		Mayberry / 8 th St.	Under Construction
2	Anzalduas Industrial Park PH 1	4/2024		Military / Bryan	Under Construction
3	Anzalduas Industrial Park PH 7	3/2024		Military / Bryan	Under Construction
4	Augusto Contreras	2/2023		Shary / Bus 83	Under Construction
5	Bellwood Manor	7/2025		2 ½ Trosper	Under Construction
6	Bentsen Grove	9/2022		Inspiration / 1 Mile South	Under Construction
7	Bentsen Palm PH III	1/2023		Inspiration / 1 Mile South	Under Construction
8	Bryan Landing	7/2024		Bryan / N. 2 Mile	Under Construction
9	Bryan Road Reconstruction/Drain Proj	8/2025		Holland / 20 th St.	Under Construction
10	Camelias Plaza	9/2023		FM 495 / Bryan	Under Construction
11	Cap Storage Victoria Drive, LLC	6/2023		Shary / Victoria	Under Construction
12	Coastal Plaza	11/2021		Expressway / Bryan Road	Under Construction
13	Chipotle	9/2025		Shary / Ruby Red Blvd.	Under Construction
14	Conway Village	1/2025		4 Mile / Conway	Under Construction
15	Crystal Estates	9/2023		Inspiration Rd / Esperanza	Under Construction
16	Deleon-Zamora	7/2024		4 Mile / Conway	Under Construction
17	El Milagro PH I	12/2022		Los Indios / Bryan	Under Construction
18	Esmeralda Subdivision	12/2025		Moorefield / 4 Mile Line	Under Construction
19	Excel Carriers	7/2023		3 Mile / La Homa	Under Construction
20	Holland Terrace	7/2024		Holland / 25 th St.	Under Construction
21	Imperio Vista Subd.	8/2025		Holland / 20 th St.	Under Construction
22	Khit Chiropractic	7/2024		Bryan / Bus 83	Under Construction
23	Las Cumbres Terrace	1/2025		2 Mile / Trosper	Under Construction
24	Las Esperanzas	1/2023		Glasscock / Frontage 83	Under Construction
25	Las Misiones De San Jorge	9/2023		S Conway / Military	Under Construction
26	Lucksinger Apartments	9/2021		Lucksinger / Bus 83	Under Construction
27	Monarza Estates	9/2023		3 ½ N Mayberry	Under Construction
28	Schizne Gardens at James Subd.	9/2025		Bryan / 1 ½ Mile North	Under Construction
29	Sendero Phase I	1/2023		1 Mile South	Under Construction
30	Sendero Phase II	2/2022		1 Mile South	Under Construction
31	Sonoma Ranch	1/2025		Mayberry / 2 ½ Mile	Under Construction
32	Taylor Road Water & Sewer Plan	1/2026		Bus to 2 Mile, Taylor	Under Construction
33	Tee Time	3/2025		Mayberry / N Bolz St.	Under Construction
34	Tierra Dorada Lift Station	7/2024		Tierra Dorada	Under Construction
35	Top Site Storage	3/2025		Trinity / Commerce	Under Construction
36	Tree Gardens at Orchards	9/2025		Bryan / 1 ½ Mile North	Under Construction

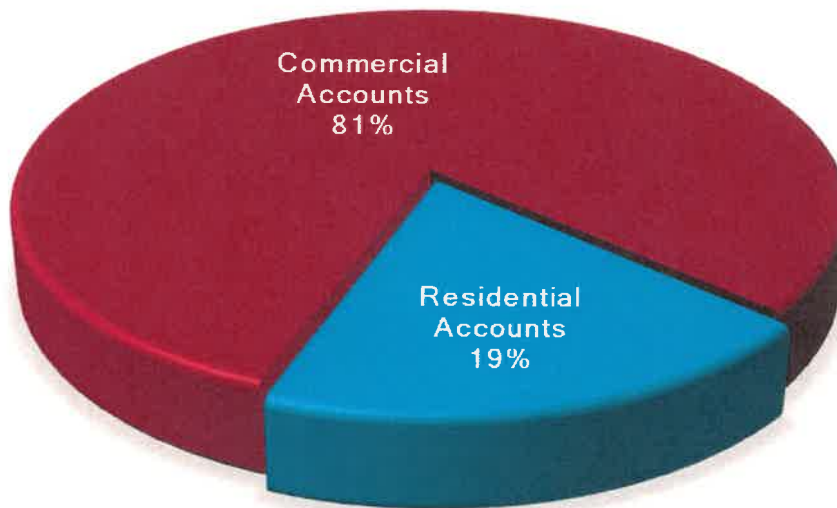
Water Distribution - Backflow Prevention Inspections

The table and graph below show the forty-two (42) Backflow Prevention Assembly Inspections performed by Mr. Ignacio Salazar through access of the Envirotrax BPAT System in order to keep our water lines free from back siphonages and water pressure backflow contamination.

2025-26 Backflow Inspections

Tests / Surveys	Oct	Nov	Dec	Jan	FYTD 25-26	FY 24-25
Inspection of Commercial Accts	38	16	29	40	123	181
Inspection of Residential Accts	9	2	5	2	18	143

January 2026
Backflow Prevention Inspections



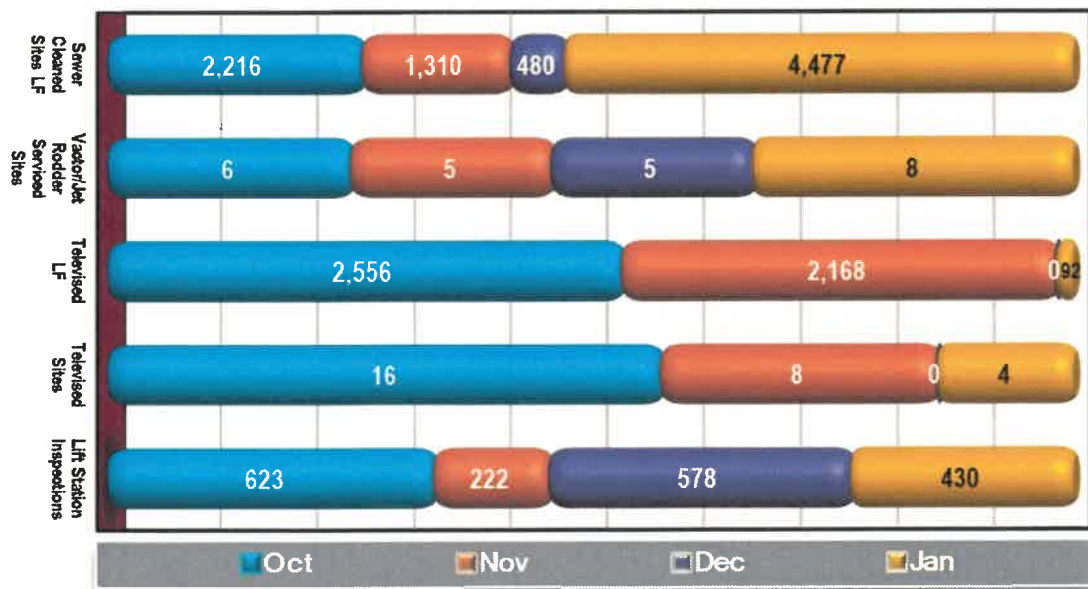
Water Distribution - Sewer Collection

Our Sewer Collection Crews inspected and maintained monthly the City’s 40 active Sewer Lift Stations and approximately 378.26 miles of sewer lines by responding to 6 sewer backups, 4 sewer line sites were televised, cleaned 8 sewer line sites (4 Jet Rodder, 4 Vactor) and 430 lift station work orders for this month.

Sewer Lift Station Inspections Vactor / Jet Rodder Cleaning Services

Service Type	Oct	Nov	Dec	Jan	FYTD 25-26	FY 24-25
Lift Stations Inspections	623	222	578	430	1853	4675
Televised Serviced Sites	16	8	0	4	28	91
Televised Linear Feet	2556	2168	0	92	4816	45276
Vactor/Jet Rodder Serviced Sites	6	5	5	8	24	147
Vactor/Jet Rodder Serviced Linear Feet	2216	1310	480	4477	8483	56187

2025-26 Sewer Collection Lift Station Inspections, Televised & Serviced Sites




Water Treatment Plant

Water Production and Rainfall Water Plant Operators at our North and South Water Treatment Plants treated 402.242 million gallons of water and our Plant Operators recorded daily the monthly rainfall for January for a total of 0.10 inches.

2025-26 Treated Water Million Gallons (MG)

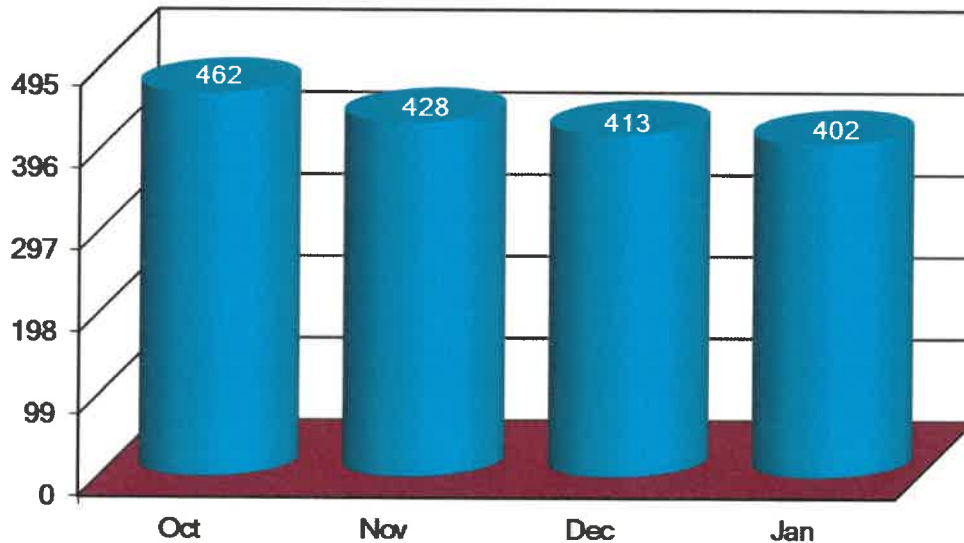
Avg	Max	Min	Oct	Nov	Dec	Jan	FYTD 25-26	FY 24-25
13	14	11	462	428	413	402	1,705	4,852

2025-26 Rainfall (Inches)

Description	Oct	Nov	Dec	Jan	FYTD 25-26	FY 24-25
 Rainfall (Inches)	0.70	0.50	0.25	0.10	1.55"	19.3"

Parameters Exceeded: N/A

2025-26 Water Production Million Gallons (MG)



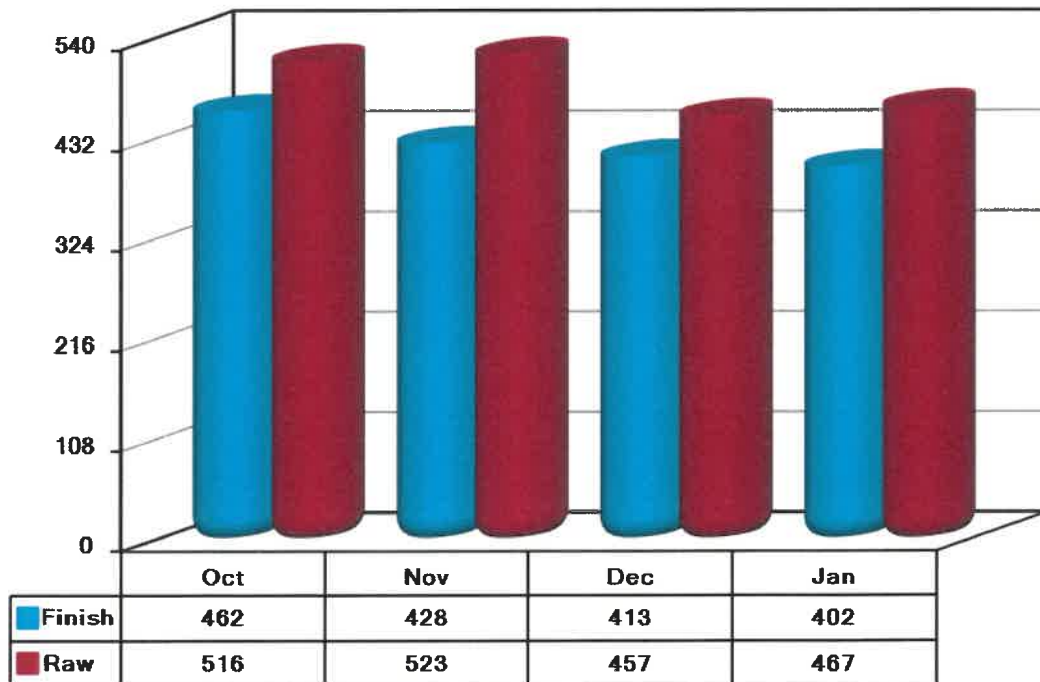
Operations and Maintenance - North Water Treatment Plant

- The International Dioxide Company (IDI) collected the monthly chlorite samples.
- Staff continued with performing maintenance on pumps and motors.
- Operators performed required daily and monthly water lab analysis, backwashed and cleaned required filters.
- COVID-19 safety practices continue based on the CDC Guidelines and staff are encouraged to wear masks and practice social distancing.
- Reviewed water quality lab results from the following certified laboratories:
 1. Ana-Lab (Chlorite, TOC, SUVA)
 2. Eurofins Eaton Analytical (Chlorite)

Operations and Maintenance - South Water Treatment Plant

- The International Dioxide Company (IDI) collected the monthly chlorite samples.
- Operators continued with regular maintenance of pump and motors, as well as, kept up with mowing grass in the facilities and towers.
- As of February 3, 2026, the Falcon Reservoir water level is at 20.1% and the Amistad Reservoir water level is at 33.9%, respectively. According to the Brownsville Area Reservoirs Monitor, the average of both reservoir levels is at 27.5%.
- Operators performed daily and monthly water lab analysis, backwashed and cleaned required filters.
- Staff performed necessary Water Plant and Reservoir adjustments; such as water influent, water effluent, water levels and chemical adjustments.
- Staff maintained grass trimmed at two treatment plants, reservoirs and distribution Water Towers.
- Initiated preventive maintenance on equipment as deemed necessary and exercised Emergency Generators weekly.

**Water Treatment Plants
2025-26 Raw & Finish Water
Million Gals. (MG)**



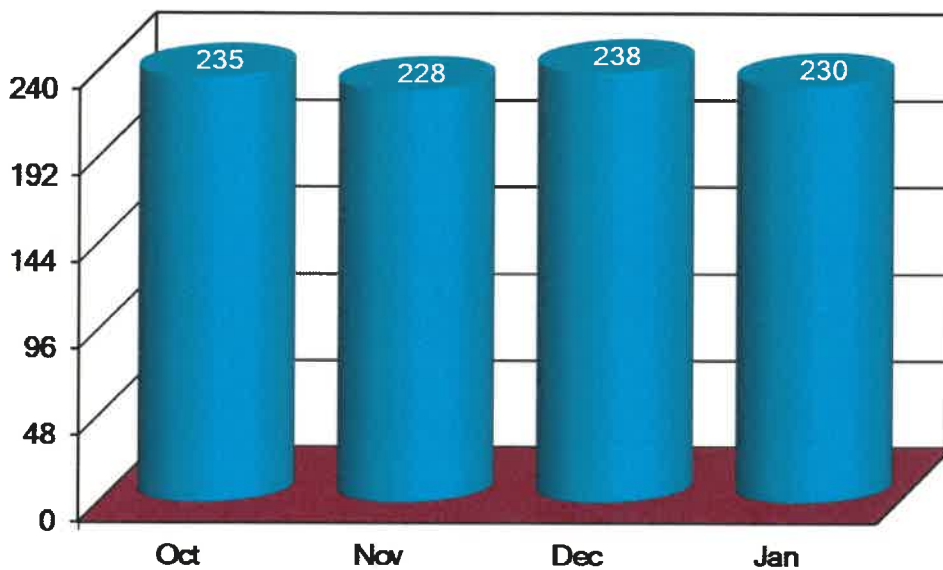
Wastewater Treatment Plant

Wastewater - Treatment Wastewater Plant staff treated 230.230 million gallons of Wastewater.

2025-26 Wastewater Million Gallons (MG)

Avg	Max	Min	Oct	Nov	Dec	Jan	FYTD 25-26	FY 24-25
7.4	7.9	6.3	235	228	238	230	931	2,633

2025-26 Treated Wastewater Million Gallons (MG)



Wastewater - Wastewater Plant Status There were no violations for January. Plant operated at 54.3% capacity; Plant is rated at 13.5 mgd; and the Plant Yearly Average was 7.331 mgd. There was no rainfall.

Wastewater - Risk Management Program The Plant buildings are maintained by Facilities department. All employees received Proper Protection Equipment as they may be exposed to hazardous environments. All cleaning and disinfection are done by janitorial staff to keep Plant disinfected as possible. Risk Reducing Training was conducted for severe heat exposure to all Plant Staff. All information was recorded for the Plant and turned in for Fleet audit conducted by the Risk Department.

Wastewater - Staff Developments Andres Garcia will continue to train to obtain his "C" license level of operating Plant. Eric Hernandez has passed his first required exam and is now being trained for other process control operations; his next class is Wastewater Treatment to help him obtain knowledge for different types of Plant treatment processes.

Wastewater - Facility Activities Supervisory Staff continues to support the team with training goals and best practices towards maintaining the Plant in compliance with TCEQ regulatory inspections. Other rehabilitation projects are being discussed for future developments and are pending approvals. These projects will allow the Plant to continue to provide effective sewage treatment and environmental protection of water for the State of Texas.

Wastewater - General Maintenance Staff maintained grass trimmed, initiated preventive maintenance on equipment as deemed necessary; and (automatically) exercised two emergency generators, once a week. The following repairs were completed in-house.

1. Odor control systems were monitored and adjusted to reduce malodorous emissions.
2. Operators continue routine cleaning of Clarifiers side walls to remove algae buildup.
3. Pumps at our Main Lift Station were exercised for better flow to our Screening System at head works.
4. Operators cleaned "Tea Cup" Grit System at head works on a weekly basis.
5. Maintenance Crew worked on the Lift Station pumps and exercised all pumps at the Main Lift Station.

6. Maintenance Operators worked on thickener pump leaks, repairs and adjustments.
7. Operators worked on maintaining a proper level at the Pretreatment Pond.
8. Maintenance greased bearings on schedule.
9. Operators are pumping sludge from thickener to holding tanks due to repairs needed for thickener gear box.
10. Grounds keeping was done by all Operators and Grounds Keeper.
11. All ground holes were filled within the property lines of the Plant.

Wastewater - Contract Work

City's Contracted out electricians worked on the following.

1. J&E's worked on grit timers for the grit system control cabinet.
2. Hill-Tex worked on Main Lift Station for the Plant (Pump 5).


Wastewater - Other Contract Work

1. CB3 continued to provide the Plant with sludge and grit removal services.
2. Cintas provided uniform services and door mat replacement, weekly.
3. Polydine supplied us with polymer totes for aiding in sludge dewatering at Belt Press System.
4. Facilities Department worked on the Administration building and air filter exchanges for Plant.

Wastewater - Lab Status

All equipment and supplies met TCEQ standards for analysis and are concurrent with Standard Methods Procedures. ERA annual testing was completed and the City's Lab passed all analysis categories. Reports are pending to be finalized and sent to TCEQ for annual compliance. Plant Supervisor continues using the EPA Discharge Monitoring Report Federal Reporting System to comply with the TCEQ regulations. Staff is following TCEQ rules and regulations and is dedicated to the cleaning and disinfection of water and its reintroduction back to the environment.

2025-26 Pretreatment Flow (MG)



Wastewater - Special Projects

The Capital Improvement Projects include clarifier covers for UV light protection Industrial Pond Rehab, Digester Aeration upgrade and other needed projects; Being discussed are future improvements for redundancy at our Dewatering Sludge System (Belt Press). Clarifier Covers or equipment needed for algae removal, is a project that the Plant is initializing. The removal of algae buildup at the clarifier walls and weirs, the treatment process, gains a significant increase in disinfection; equipment downstream of the Clarifier System is cleaner and decreases wear and tear of UV light bulbs and will eliminate Operator man hours and reduces the risk of injury.

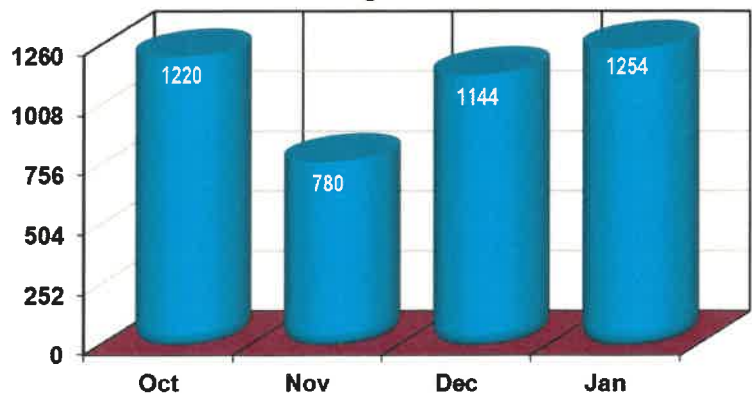
Pretreatment

Three surface Aerators and motors are operational. Clarifier at Pretreatment was cleaned up of debris on the surface. All industrial flows to the Plant continue to be accounted for by meter totalizers and truck tickets. The Lone Star Citrus Company transported 100 truckloads of 500,000 gallons of citrus wastewater to the Pretreatment System. Pretreatment flow of waste from Rio Grande Juice Company and MPI (Metal Plating Industry) was 5,265,500 million gallons. Total sludge hauled was 1,254 cubic yards equivalent to 57 roll off containers.

2025-26 Sludge Removal

Month	Roll Offs	Cu/Yds
Oct	61	1,220
Nov	40	780
Dec	52	1,144
Jan	57	1,254
25-26	210	4,398
24-25	525	8,508

2025-26 Sludge Removal - Cubic Yards



Street Division - Benchmark Summary

Our Street Crews paved 1,200 linear feet, patched approximately 796 Potholes; placed a total of 25 Signs (16 stop signs) and 20 Poles (cemented), 22 Barricades; inspected and repaired 65 Traffic Lights and Street Lamps; 1,463 Street Miles was swept; removed 250 Tires and 1 Demolished Home. Street Crews cleared right-of-way tree limb obstructions. For the Collection of Debris site, there were 255 customers and a monetary collection totaling \$ 6,459.15.

Street Improvement & Construction Projects

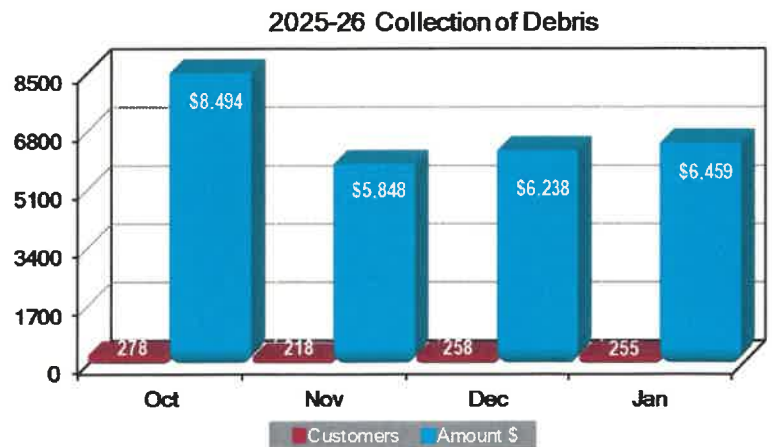
Project Name	Linear Feet	Construction % Completion	Current Status	Project Cost	Contractor
Barnes & Holland to Old 83 720 Tons HMA	1,200' x 34'	100%	100%	\$ 50,400	Street Department

Collection of Debris

There were 255 City of Mission customers with a monetary collection of debris totaling \$ 6,459.

Collection of Debris

Month	Customers	Amount \$
Oct	278	\$ 8,494
Nov	218	\$ 5,845
Dec	258	\$ 6,238
Jan	255	\$ 6,459
25-26	1,009	\$ 27,036
24-25	2,882	\$ 87,601

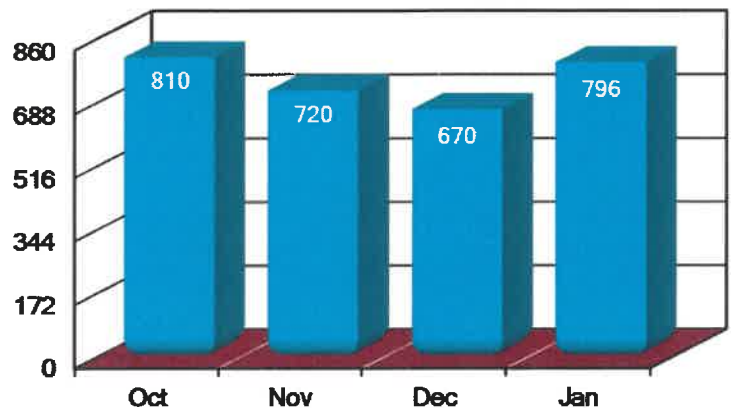


City Pothole Maintenance Street Crews filled a total of 796 potholes.

2025-26 Pothole Maintenance

Month	24-25	25-26
Oct	726	810
Nov	785	720
Dec	726	670
Jan	670	796
Totals	2,907	2,996

2025-26 Pothole Count

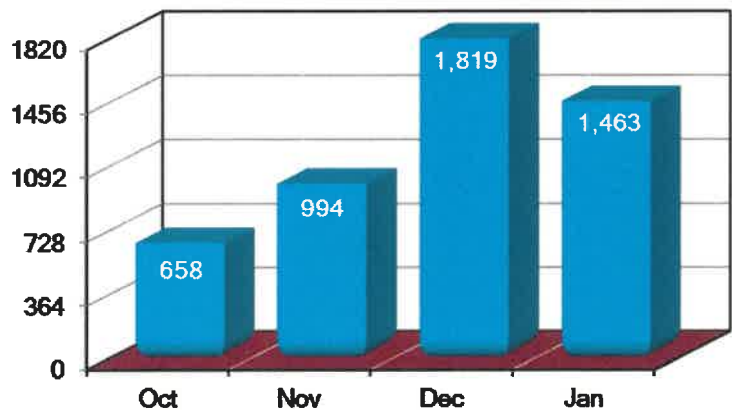


City Street Miles Swept Mr. Torres, Mr. Gutierrez, Sweeper Operators, cleaned 1,463 street miles.

2025-26 Miles Swept

Month	24-25	25-26
Oct	1,662	658
Nov	1,497	994
Dec	1,258	1,819
Jan	1,330	1,463
Totals	5,747	4,934

2025-26 Street Miles Swept

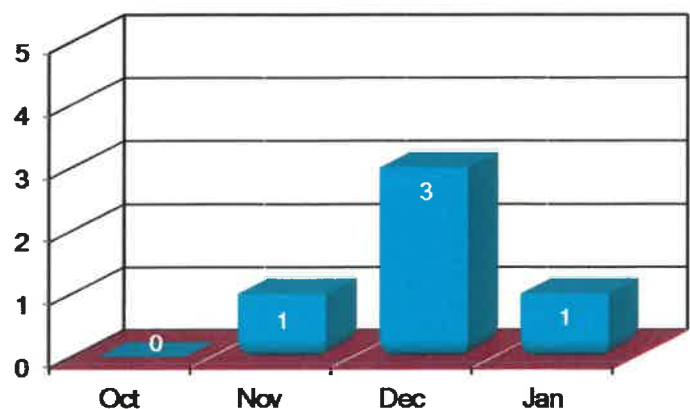


Lot Maintenance / Demolished Home There was one (1) Demolished Home this month.

2025-26 Lot Maintenance

Month	24-25	25-26
Oct	0	0
Nov	1	1
Dec	1	3
Jan	0	1
Totals	2	5

2025-26 Lot Maintenance/ Demolished Home



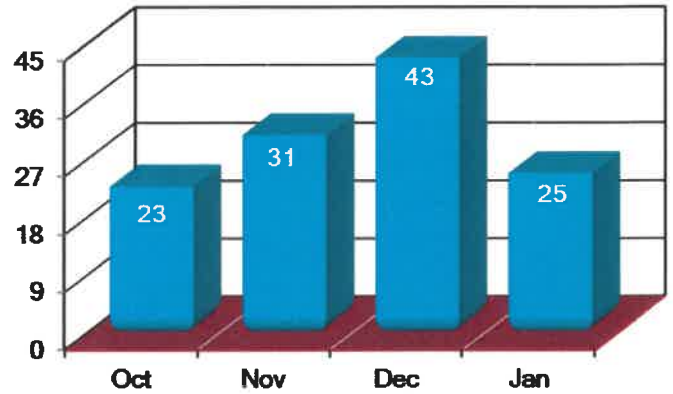
Sign Shop Output Measures

Street Crews installed 25 signs (16 stop signs) and 20 poles and 25 barricades.

2025-26 Sign Installation

Month	24-25	25-26	Posts
Oct	19	23	8
Nov	48	31	19
Dec	10	43	16
Jan	10	25	20
Totals	87	122	63

2025-26 Sign Installations



Street Light Pole Maintenance

Street Light inspections are maintained by AEP.

Traffic Signal Maintenance

The Traffic Signals Crew placed barricades for safety measures and a smooth flow of traffic for the Citrus Fiesta Parade. Also, assisted in cutting right-of-way trees at the Plantation site.

School Zone				Traffic Signals Light Changes							
Month	Light Bulb Replace	Re-set Controller	School Maint	Green	Red	Amber	Walk / Don't Walk	Trouble shoot Controller	Reg Maint	Misc	Total
Oct	2	1	1	2	1	1	1	5	35	37	86
Nov	0	0	0	5	1	0	6	3	17	27	59
Dec	0	6	6	5	5	7	0	13	7	21	70
Jan	1	1	2	1	0	1	0	3	10	46	65
25-26	3	8	9	13	7	9	7	24	69	131	280
24-25	9	27	116	16	28	28	36	74	507	405	1,246

Storm Drainage Street Crews cleared debris from storm drains and ditches throughout the City to prepare for hurricane season.

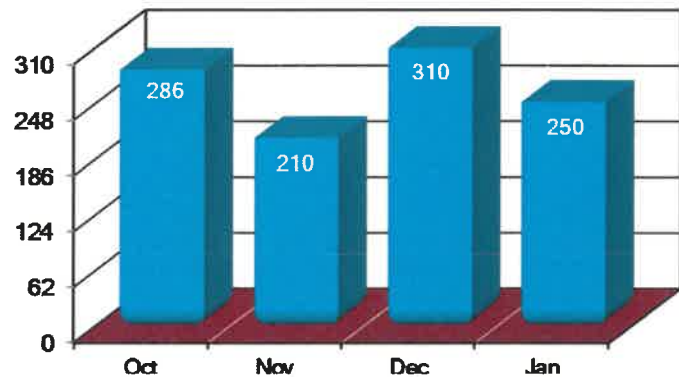
City Crew Collect Debris Our Alley Crew cleaned alleyways and averaged 5 trailer loads daily and mowed an average of 2 miles of alleyway.

Tire Removal Our Streets Crew removed 250 tires from the City this month.

2025-26 Tire Collection

Month	24-25	25-26
Oct	280	286
Nov	360	210
Dec	340	310
Jan	290	250
Totals	1,270	1,056

2025-26 Tire Removal



2025-26 Fleet Maintenance & Cost Summary

Charge Code	Work Orders	Preventive Maintenance	Cost \$
Oil Changes / PM	42	42	\$ 17,600
Repairs	14	0	\$ 25,500
January	56	42	\$ 43,100
FYTD 25-26	171	140	\$ 104,200
FY 24-25	797	625	\$ 484,400

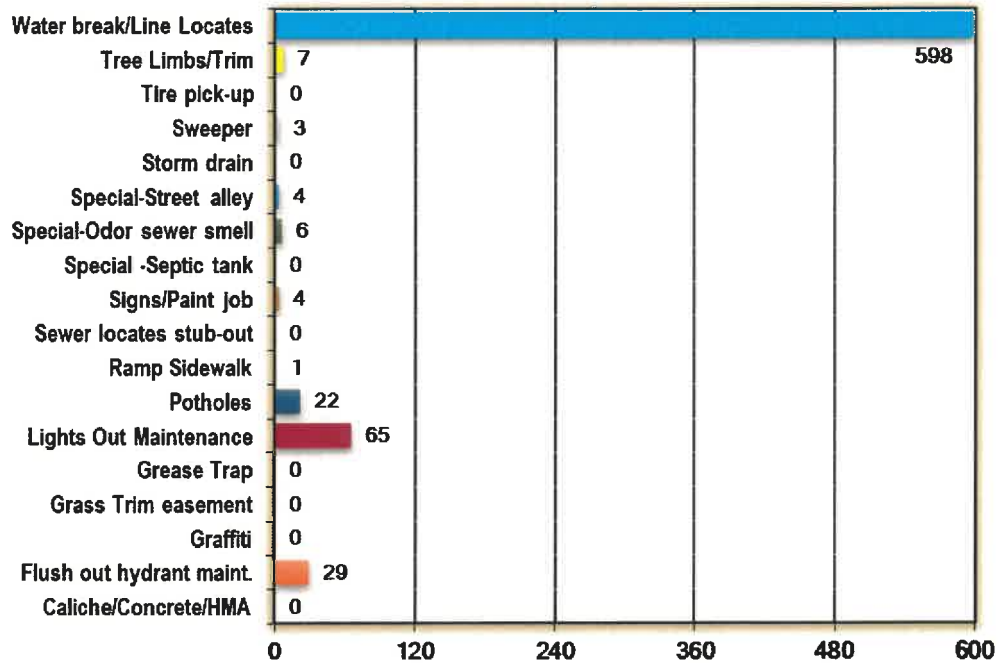
2025-26 Fleet Work Order Benchmark



Administration Request for Service Calls

Service Type	Oct	Nov	Dec	Jan	25-26	24-25
Caliche/Concrete/HMA	1	0	1	0	2	1
Flush Hydrant Maintenance	2	1	0	29	32	58
Graffiti	0	0	0	0	0	0
Grass Trim easement	7	2	0	0	9	75
Lights Out Maintenance	86	59	70	65	280	1,238
Potholes	41	29	18	22	110	592
Ramp Sidewalk	1	1	0	1	3	14
Sewer locates stub-out	0	0	0	0	0	0
Signs/Paint job	11	8	9	4	32	36
Special -septic tank	0	0	0	0	0	0
Special-Odor smell	23	17	13	6	59	215
Special-Street alley	2	1	6	4	13	81
Storm drain	12	2	5	0	19	58
Sweeper	6	9	19	3	37	98
Tire pick-up	15	2	5	0	22	28
Tree Limbs/Trim	13	5	5	7	30	95
Water break/Line locates	438	479	541	598	2,056	5,761
Total	658	615	692	739	2,704	8,350

January 2026 - Request for Service Calls



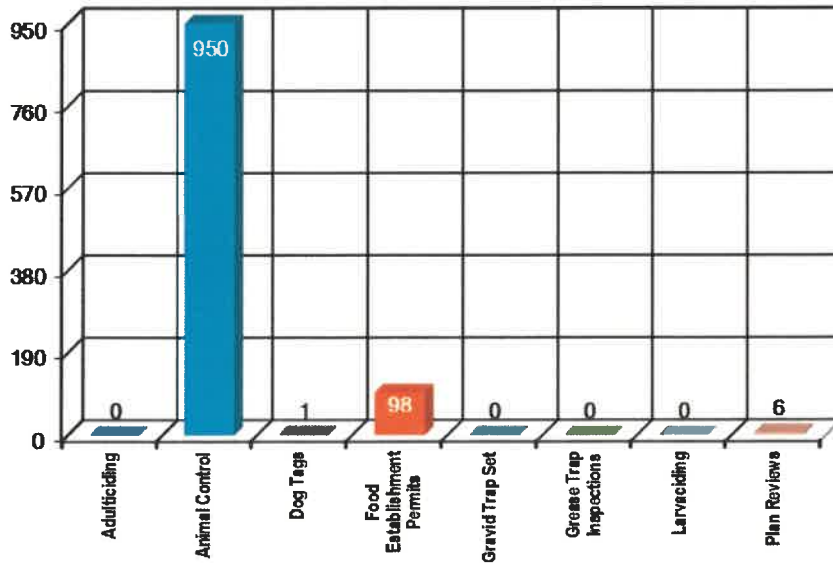
Health Department

Health Department Benchmark Summary

Following are the services provided by the Health Department for January.

Service Type	Oct	Nov	Dec	Jan	25-26	24-25
Adulticiding	0	0	0	0	0	13
Animal Control	1,048	948	977	950	3,923	10,814
Dog Tags	5	6	2	1	14	33
Food Est. Permits	216	78	145	98	537	2,172
Gravid Trap Set	0	0	0	0	0	0
Grease Trap Inspections	0	2	1	0	3	3
Larvaciding	0	0	0	0	0	9
Plan Reviews	6	5	3	6	20	112
Total	1,275	1,039	1,128	1,055	4,497	13,156

January 2026
Health Department Service Requests

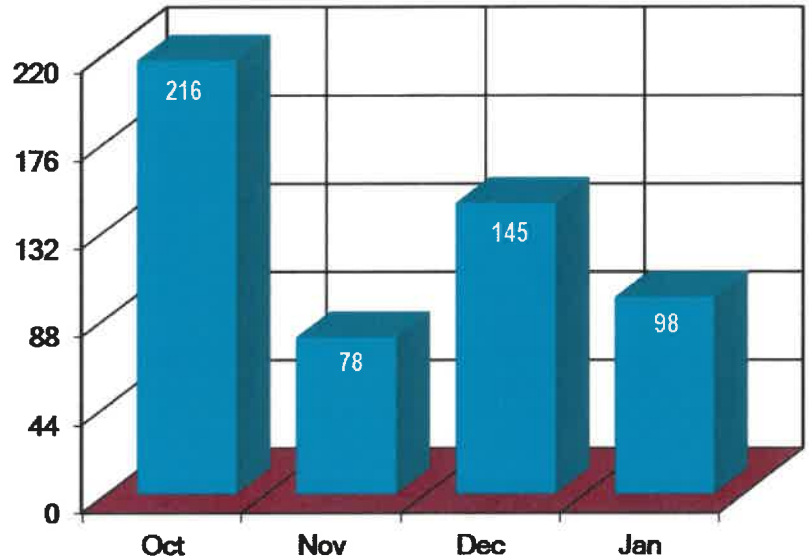


Health Permits

A total of 98 Food Establishment permits were issued this month.

Food Establishment Permits		
Month	FY 24-25	FY 25-26
Oct	231	216
Nov	220	78
Dec	188	145
Jan	172	98
Totals	811	537

2025-26 Health Permits

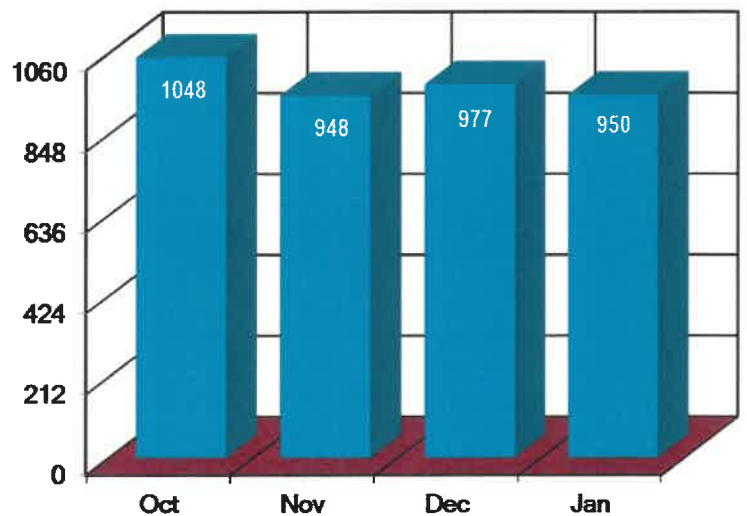


Animal Control Service Calls

Citizens called (950 calls) regarding Animal Control concerns.

Animal Control Calls		
Month	FY 24-25	FY 25-26
Oct	970	1,048
Nov	770	948
Dec	791	977
Jan	748	950
Totals	3,279	3,923

2025-26 Animal Control Service Calls



Health Department Animal Control

Our City's Animal Wellness Officers, Jesus, Ivan and Manuel reported the following Animal Control for January. There were 157 requests for intake service orders completed by City staff this month.

Dogs

Description	Stray	Bite Case	Seized	D.O.A.	Owner Surrender	Escape Lost	Adopted	Rescued	Trap-Neuter-Release	JAN	25-26
Mission	12	1	0	8	8	28	25	12	0	94	312
JAN	12	1	0	8	8	28	25	12	0	94	
YTD 25-26	96	16	0	45	8	31	86	30	0		312
FY 24-25	374	61	1	90	24	19	24	10	0		603

Cats

Description	Stray	Bite Case	Seized	D.O.A.	Owner Surrender	Escape Lost	Adopted	Rescued	Trap-Neuter-Release	JAN	25-26
Mission	1	0	0	25	0	1	13	0	13	53	176
JAN	1	0	0	25	0	1	13	0	13	53	
YTD 25-26	19	1	0	71	0	13	40	16	16		176
FY 24-25	206	10	0	151	0	18	17	9	10		421

Wildlife

Description	Stray	Bite Case	Seized	D.O.A.	Owner Surrender	Escape Lost	Adopted	Rescued	Trap-Neuter-Release	JAN	25-26
Mission	0	0	0	10	0	0	0	0	0	10	30
JAN	0	0	0	10	0	0	0	0	0	10	
YTD 25-26	0	0	0	30	0	0	0	0	0		30
FY 24-25	0	0	0	81	0	0	0	0	0		81

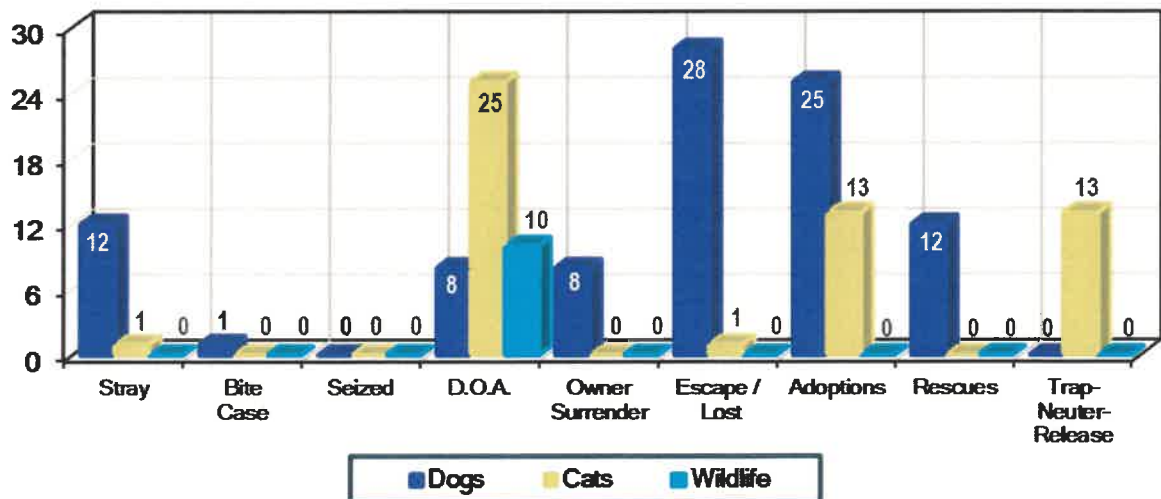
Health Department Animal Control Summary

Below is our Health Department Animal Control Shelter Intake Summary of Dogs, Cats, and Wildlife.

January 2026 Health Department Animal Control

Animal Type	Stray	Bite Case	Seized	D.O.A.	Owner Surrender	Escape/ Lost	Adopted	Rescues	Trap-Neuter-Release	JAN	YTD 25-26
Dogs	12	1	0	8	8	28	25	12	0	94	312
Cats	1	0	0	25	0	1	13	0	13	53	176
Wild Life	0	0	0	10	0	0	0	0	0	10	30
JAN	13	1	0	43	8	29	38	12	13	157	
YTD 25-26	115	17	0	146	8	44	126	46	16		518
FY 24-25	580	71	1	322	24	37	44	13	13		1,105

January 2026 Health Department Animal Control





CITY OF
MISSION

Grants Activity Report- January 2026

Grant Name	Funding Agency	Department	Application Amount	Matching Amount	Due Date	Status
FY25 SHSP LETPA	00G	Police	\$ 50,000	None		Submitted-Tracking
FY25 SHSP Regular	00G	Fire	\$ 200,527	None		Submitted-Tracking
FY25 SHSP Regular	00G	Police	\$ 100,000	None		Submitted-Tracking
FY25 SHSP LETPA	00G	Fire	\$ 158,900	None		Submitted-Tracking
Resilient Communities Program	TX GLO	Planning	\$ 250,000	None		Submitted-Tracking
FY23 FMA-Spike and Jupiter Construction	TWDB/FEMA	Executive	\$ 9,056,388	10%		Submitted-Tracking
FY23 FMA-Astroland Construction	TWDB/FEMA	Executive	\$ 3,886,409	10%		Submitted-Tracking
Staffing for Adequate Fire and Emergency Response (SAFER)	FEMA	Fire	\$ 707,122	25/65		Submitted-Tracking
Fire Prevention and Safety (FP&S) Grant	FEMA	Fire	\$ 152,018	5%		Submitted-Tracking
FY26 Bullet-Resistant Components for Law Enforcement Vehicles	00G	Police	\$ 670,050.60	None		Submitted-Tracking
FY27 General Victim Assistance	00G	Police	\$ 50,000	20% (in-kind)		In Progress
FY27 Body Worn Camera Program	00G	Police	\$ 40,000	25%		In Progress
FY27 Peace Officer Mental Health	00G	Fire	\$ 80,000	None		In Progress
FY27 Criminal Justice Grant	00G	Police	\$ 250,000	None		In Progress
FY27 Peace Officer Mental Health	00G	Police	\$ 410,000	None		In Progress
FY27 Project Safe Neighborhood	00G	Police	\$ 650,000	None		In Progress
FY27 State Crisis Intervention Grant	00G	Police	\$ 200,000	None		In Progress
FY27 Border Zone Fire Department	00G	Fire	\$ 250,000	None		In Progress
FY27 Juvenile Justice & Youth Diversion	00G	Police	\$ 200,000	None		In Progress
FY27 Operation Lone Star Grant	00G	Police	\$ 1,200,000	None		In Progress
FY27 Operation Lone Star	00G	Fire	\$ 1,200,000	None		In Progress
FY26-27 Solid Waste Grant	LRGVDC	Sanitation	\$ 30,000	10%		In Progress
Texas Spay and Neuter Program	TDSHS	Health	\$ 499,998	None		In Progress



**CITY OF
MISSION**

Grants Activity Report - January 2026

Grant Name	Funding Agency	Department	Application Amount	Award Amount	Matching Amount	Status
FY26 General Victim Assistance Program	00G	Police	\$ 40,000	\$ 40,000	None	Awarded/Active
FY26 Rifle-Resistant Body Armor	00G	Police	\$ 278,747.10	\$ 194,862.48	None	Awarded/Active
FY26 Border Zone Fire Department	00G	Fire	\$ 250,000	\$ 234,604.98	None	Awarded/Active
FY Fire Responder Mental Health	00G	Fire	\$ 70,000	\$ 70,000	20% (In-Kind)	Awarded/Active
FY26 Operation Lone Star Grant	00G	Police	\$ 1,839,262.35	\$ 350,000	None	Awarded/Active
FY26 Body Worn Camera	00G	Police	\$ 37,500	\$ 28,125	25%	Awarded/Active
OVA-G-Victim Services	OAG	Police	\$ 49,500	\$ 49,500	None	Awarded/Active
FY22 Building Resilient Infrastructure and Communities (Bric)	TDEM	Executive	\$ 415,000	\$ 404,710	25%	Awarded/Active
Energy Efficiency & Conservation Grant	DOE	Executive	\$ 140,450	\$ 140,450	None	Active/Awarded
Recreational Trails Grant	TPWD	Parks	\$ 250,000	\$ 250,000	20%	Awarded/Active
FY25 Rifle Resistant Body Armor	00G	Police	\$ 189,505	\$ 47,325	None	Awarded/Active
FY24 Operation Stonegarden	00G	Police	\$ 300,000	\$ 300,000	None	Award/Active
FY25 Project Safe Neighborhood	00G	Police	\$ 49,680	\$ 49,680	None	Awarded/Active
FY24 Edward Byrne Memorial Justice Assistance Grant (JAG)	BJA	Police	\$ 12,134	\$ 12,134	None	Awarded/Active
FY25 Local Border Security Program	OOG	Police	\$ 180,000	\$ 180,000	None	Awarded/Active
DWI Phlebotomy Program Grant	TXDOT	Police	\$ 187,557.88	\$ 187,557.88	20%	Awarded/Active
FY22 FEMA Flood Mitigation Assistance (FMA)	TWDB	Executive	\$ 288,000	\$ 288,000	10%	Awarded/Active
FY23 COPS Hiring Program	DOJ COPS	Police	\$ 1,771,398.16	\$ 1,000,000	25%	Awarded/Active
FY23 Transportation Alternatives	RGVMP	Executive	\$ 200,000	\$ 200,000	25%	Awarded/Active
La Cuchilla Drainage Improvement Project	TXGLO	Executive	\$ 1,000,000	\$ 997,236.75	1%	Awarded/Active
Astroland Drainage Improvement Project	TXGLO	Executive	\$ 1,000,000	\$ 999,162	1%	Awarded/Active
Trail Connectivity Project	VBLF	Park	\$ 500,000	\$ 500,000	None	Awarded/Active
FY22 Justice and Mental Health Program	BJA	Police	\$ 388,001.38	\$ 229,962.91	(Year 1) 20%	Awarded/Active
Better Cities for Pets Program	Mars Petcare Program	Health	\$ 20,000	\$ 20,000	None	Awarded/Active
				Grand Total: \$	6,733,311	

**COMMUNITY DEVELOPMENT DEPARTMENT
PROGRESS REPORT FISCAL YEAR 10/01/2025 -- 09/30/2026**

AGENCY / DEPARTMENT / DESCRIPTION / BUDGET	DECEMBER, 2025 - UNOFFICIAL				
	MONTHLY EXPENDITURE	ACCOMPLISHMENT	YEAR TO DATE	%	BALANCE
AMIGOS DEL VALLE, INC. \$25,000.00 Funds will be utilized to provide meals to homebound seniors.	\$0.00	Preparing subrecipient agreements and setting up program files.	\$0.00	0%	\$25,000.00
AREA AGENCY ON AGING \$4,000.00 Funds will be utilized to provide assist to seniors with minor repairs/modifications and medical supplies.	\$0.00	Preparing subrecipient agreements and setting up program files.	\$0.00	0%	\$4,000.00
AGING & DISABILITY RESOURCE CENTER \$4,000.00 Funds will be utilized to assist low-income and/or disable individuals with health maintenancne services and minor repairs.	\$0.00	Preparing subrecipient agreements and setting up program files.	\$0.00	0%	\$4,000.00
COMFORT HOUSE \$5,000.00 Funds will be utilized to provide 24 hour palliative care to patients who have a prognosis of 4 months or less to live.	\$0.00	Preparing subrecipient agreements and setting up program files.	\$0.00	0%	\$5,000.00
CASA OF HIDALGO COUNTY, INC. \$1,000.00 Funds will be utilized for expenses generated in advocating for children.	\$0.00	Preparing subrecipient agreements and setting up program files.	\$0.00	0%	\$1,000.00
SILVER RIBBON \$3,000.00 Funds will be utilized to provide assistance with rent, rent deposits, utilities, utility deposits, medications, physician/medical visits, eyeglasses, durable medical equipment.	\$0.00	Preparing subrecipient agreements and setting up program files.	\$0.00	0%	\$3,000.00
PARKS & RECREATION DEPARTMENT \$53,000.00 Funds will be utilized to install 21 Solar Lights throughout Catholic War Veterans (CWV) Park	\$0.00	Preparing subrecipient agreements and setting up program files.	\$0.00	0%	\$53,000.00
PUBLIC WORKS DEPARTMENT \$401,562.00 Funds will be utilized for the rehabilitation of sanitary sewers/manholes Phase 2	\$0.00	Preparing subrecipient agreements and setting up program files.	\$0.00	0%	\$401,562.00
FIRE DEPARTMENT \$12,000.00 Funding will be utilized to purchase an inflatable fire safety house to provide fire safety workshops.	\$0.00	Preparing subrecipient agreements and setting up program files.	\$0.00	0%	\$12,000.00
FIRE DEPARTMENT \$220,000.00 Funding will be utilized to purchase portable communicatio devices to replace old equipment.	\$0.00	Preparing subrecipient agreements and setting up program files.	\$0.00	0%	\$220,000.00
PLANNING & CODE ENFOCEMENT DEPT. \$37,139.00 Funding will be utilized to demolish approximately 13 dilapidated/unsafe structures and remove debris.	\$0.00	Preparing subrecipient agreements and setting up program files.	\$0.00	0%	\$37,139.00
REHABILITATION \$90,000.00	\$0.00	Reviewing Application for Eligibility	\$0.00	0%	\$90,000.00
PROGRAM ADMINISTRATION \$213,925.00	\$0.00	Oversight Expense of the CDBG Program	\$0.00	0%	\$213,925.00
\$1,069,626.00	\$0.00		\$0.00	0%	\$1,069,626.00



Code Enforcement

Monthly Report

January 2026

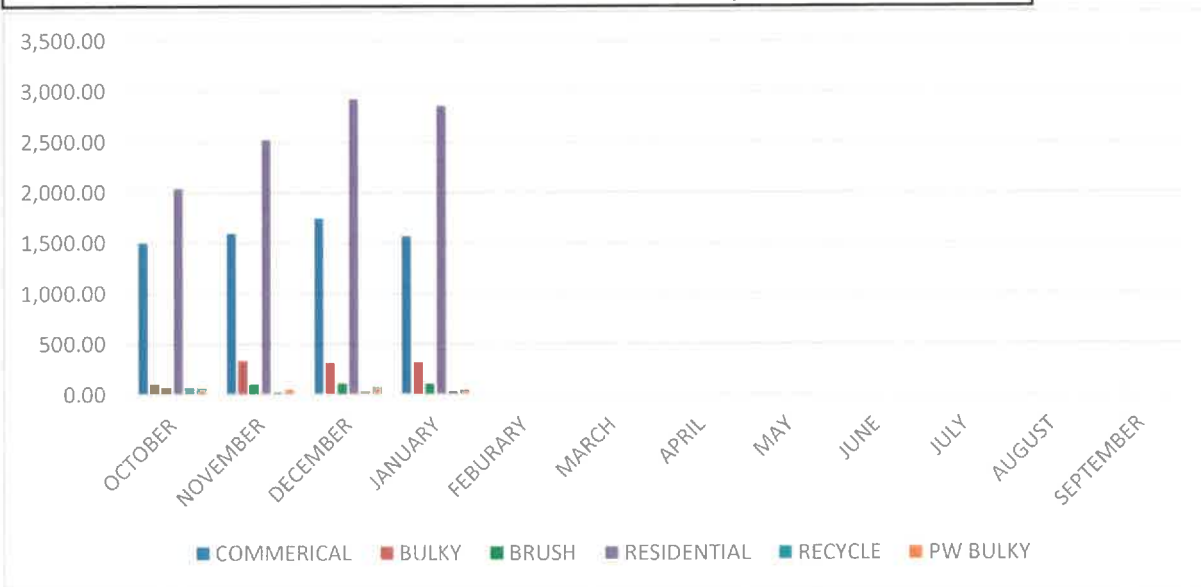
WEEDY LOT LETTERS	4
PROERTIES SENT TO MOWER'S LIST	13
PROPERTIES MOWED	4
ACCUMULATION OF ITEMS	8
COMMERCIAL PARKING LOT MAINT.	0
DEMOLITION OF UNSAFE BUILDINGS	0
DOUBLE OCCUPANCY/HOOKED RV	0
HEALTH & SANITATION	26
HOME OCCUPATION	5
ILLEGAL DUMPING	4
ILLEGAL SIGNS (RIGHT OF WAYS, BANDIT, TELEPHONE & GARAGE)	1
IPMC VIOLATIONS	5
JUNKED VEHICLES/ BOATS	6
NO GARAGE SALE PERMITS	2
NON-RESIDENTIAL PARKING/SEMI TRUCKS	1
PARKING ON LAWN	3
SIGHT OBSTRUCTION/SIDEWALKS/RIGHT OF WAY/DRIVEWAYS	4
STORAGE OF VEHICLES/BOATS/TRAILERS	4
UNSAFE / UNSECURED BUILDING	7
WEEDY LOTS	15
GARAGE SALE PERMITS	183
NO BUSINESS LICENSE/CUP REQ'D	0
CASES FILED IN COURT	14
CASES SEEN IN COURT	51
CASES CLOSED	133

SANITATION DEPARTMENT

For the month of January, the City of Mission Sanitation Department disposed of a combined **4737.88** tons of trash/bulky items. In addition, 7616.00 cubic yards of brush was collected at our sanitation landfi

Month	TONS RESIDENTIAL	CUBIC YARD: BRUSH	TONS BULKY	TONS COMMERCIAL	TONS BRUSH	TONS RECYCLE	TONS PW BULKY
OCTOBER	2,043.55	4,760.00	98.14	1,504.10	64.26	63.87	58.19
NOVEMBER	2,523.14	6888.00	333.25	1596.60	92.988	24.35	51.02
DECEMBER	2,927.50	8016.00	303.22	1744.76	108.216	31.26	72.11
JANUARY	2,859.72	7616.00	311.03	1567.13	102.816	33.29	47.16
FEBURARY					0		
MARCH					0		
APRIL					0		
MAY					0		
JUNE					0		
JULY					0		
AUGUST					0		
SEPTEMBER					0		
Total	10353.91	27280	1045.64	6412.59	368.28	152.77	228.48

2025 - 2026 SANITATION PICK UP (TONS)



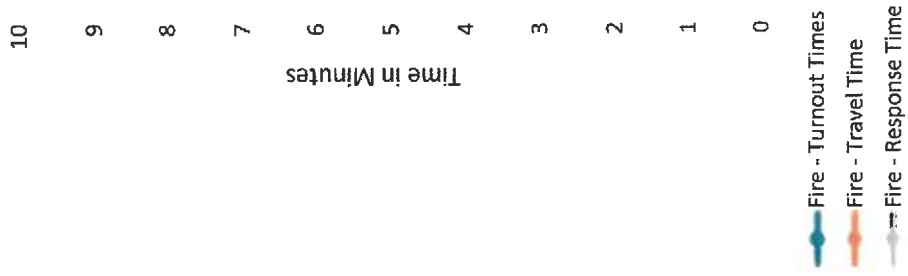
MISSION FIRE DEPARTMENT
MONTHLY REPORT

January 2026

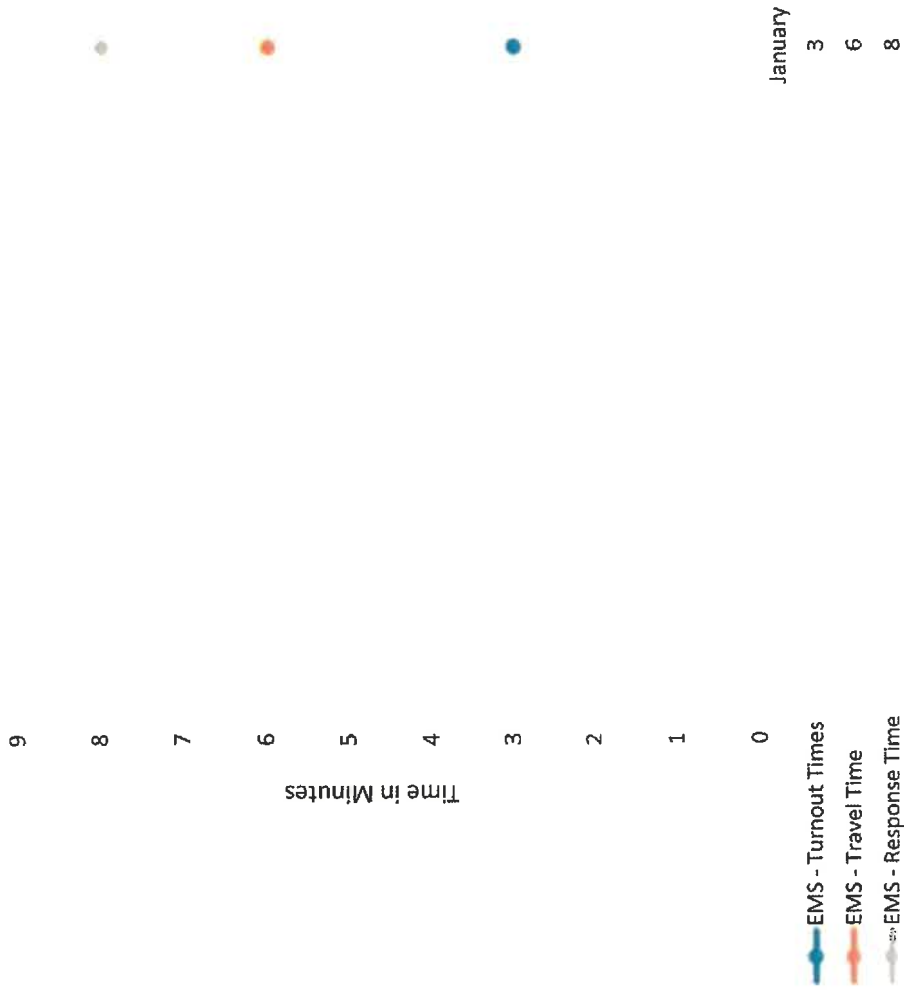


“Dedicated to the Community we Protect... and Serve”

Fire Response Time



EMS Response Time



This measure comes from the ESU Fire Index. See national performance at <https://www.eso.com/resources/fire-index/>

Alarm Date Range

Count of Total Incidents & Exposures

Aid Given/Received

11/25 to 1/31/26

Count of Incidents

13

Aid Given

0

Additional Exposures

Aid Received

0

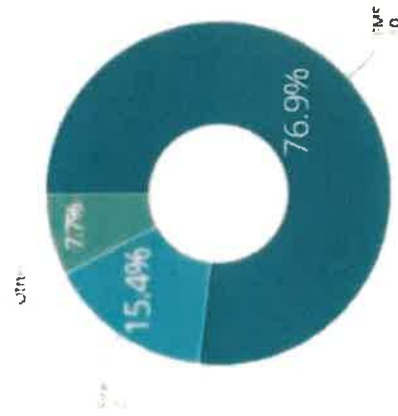
IS Locked

0/0

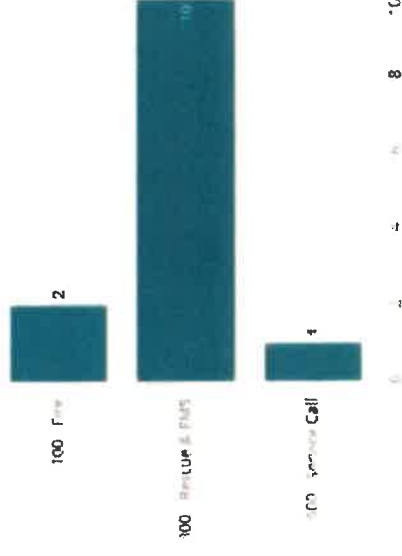
IS Active

0/0

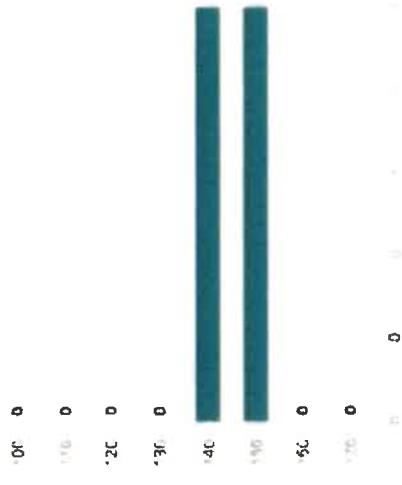
EMS/Fire Incident Breakdown



Count of Incidents by Incident Type




Count of Fire Incidents by Type



Incident Count by Station

Incident Count by Station




Apply

Cancel



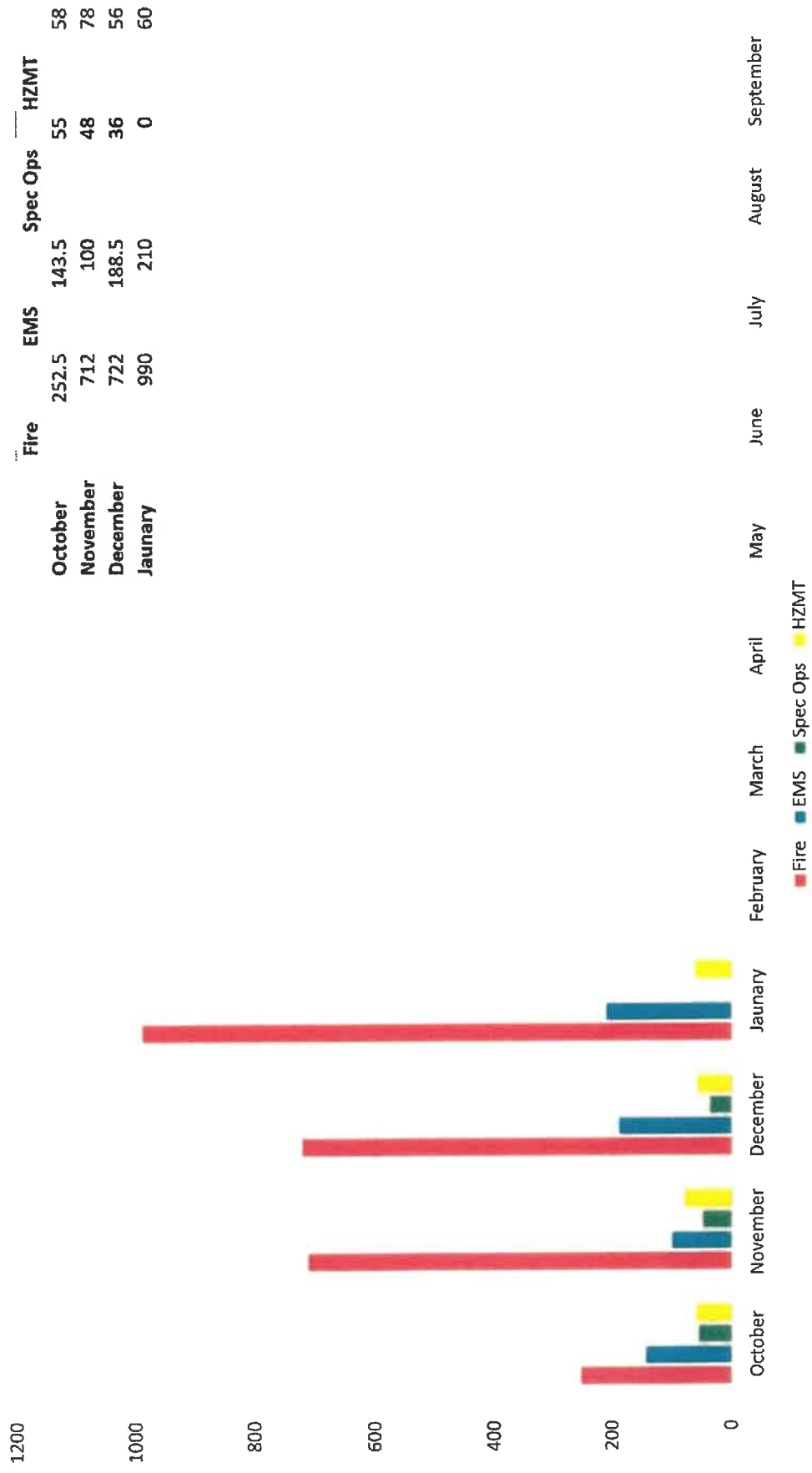
January Training Hours



	Fire	EMS	Spec Ops	HzMt
January	990	210	0	60



Training Hours Total Year-to-Date 2025-2026



MISSION FIRE DEPARTMENT

Emergency Ambulance Response Report

January 2026



“Dedicated to the Community we Protect... and Serve”

Previous Month ▾ Jan 1, 2026 - Jan 31, 2026 ▾

07:02

MM:SS
Average Response Time

61%

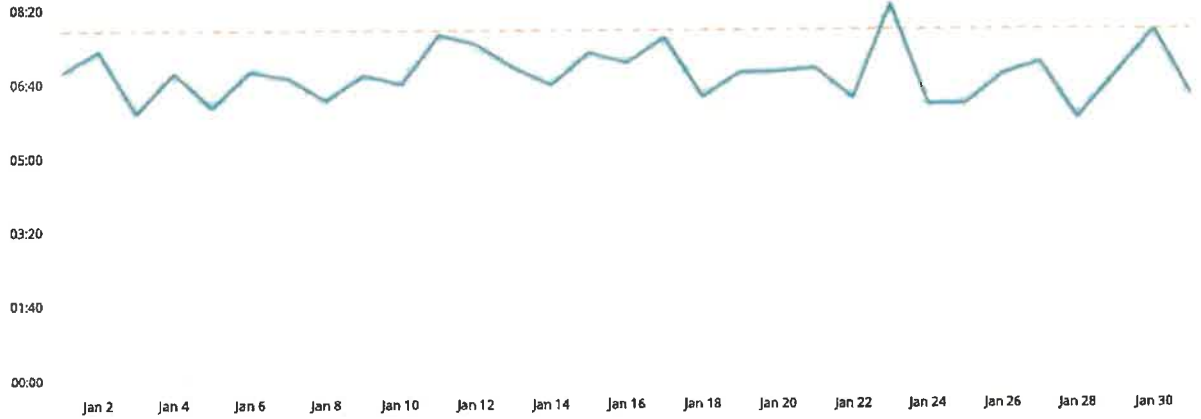
OF RESPONSES
Response Time < 08:00

31

DAYS
In Selected Time Slice

481

UNIT RESPONSES
In Selected Time Slice



Counts | % Rows | % Columns | All

Week Ending	1/4/26	1/11/26	1/18/26	1/25/26	2/1/26	2/8/26	2/15/26	2/22/26	3/1/26	3/8/26	3/15/26	3/22/26	3/29/26	Total
00:00 - 04:59	2.29%	3.12%	3.74%	3.74%	3.12%									16.01%
05:00 - 07:59	6.44%	10.4%	9.98%	11.23%	7.07%									45.11%
08:00 - 08:59	2.08%	1.87%	3.12%	4.37%	3.33%									14.76%
09:00 - 09:59	0.62%	1.25%	2.7%	2.91%	1.87%									9.36%
10:00 - 11:59	1.87%	1.87%	2.7%	2.7%	0.83%									9.98%
12:00 - 14:59	0.62%	0.62%	1.25%	0.42%	0.42%									3.33%
15:00 - 16:59			0.42%		0.62%									1.04%
17:00 - 17:59		0.21%		0.21%										0.42%
18:00 - 19:59														
20:00 - 29:59														
30:00 - 59:59														
Total	13.93%	19.33%	23.91%	25.57%	17.26%									100%
Exceptions														0%

Previous Month ▾ Jan 1, 2026 - Jan 31, 2026 ▾

Counts % Rows % Columns All

Week Ending	1/4/26	1/11/26	1/18/26	1/25/26	2/1/26	2/8/26	2/15/26	2/22/26	3/1/26	3/8/26	3/15/26	3/22/26	3/29/26	Total
Abdominal Pain	0.35%	1.04%	2.25%	2.25%	1.04%									6.92%
Acute Pain, not elsewhere classified	0.17%		0.35%											0.52%
Acute Respiratory Distress (Dyspnea)	1.56%	0.52%	1.56%	1.9%	0.52%									6.06%
Alcohol use				0.17%	0.17%									0.35%
Allergic Reaction			0.17%											0.17%
Altered Mental Status	0.17%	1.21%	0.52%	1.38%	0.17%									3.46%
Amputation of limb		0.17%												0.17%
Anxiety reaction/Emot... upset	0.35%	1.04%	0.17%	0.87%	1.04%									3.46%
Back Pain	0.87%	1.21%	0.69%	0.69%	0.87%									4.33%
Bedridden					0.17%									0.17%
Cardiac arrest		0.35%	0.17%	0.17%	0.52%									1.21%
Cardiogenic shock	0.17%													0.17%
Chest Pain / Discomfort	0.69%	1.38%	1.04%	0.69%	0.52%									4.33%
Chest Pain, Other (Non-Cardiac)	0.17%		0.17%		0.17%									0.52%
Common Cold					0.17%									0.17%
Confusion/De...				0.17%	0.17%									0.35%
Constipation					0.17%									0.17%
Diabetic Hyperglycemia		0.17%		0.17%	0.17%									0.52%
Diabetic Hypoglycemia			0.35%	0.17%	0.35%									0.87%
Dizziness		0.17%	0.17%	0.52%										0.87%
Esophageal obstruction			0.17%											0.17%
Extremity Pain	0.87%	0.87%	1.9%	1.21%	0.87%									5.71%
Eye Injury		0.17%			0.17%									0.35%
Eye Pain			0.17%											0.17%
Febrile Seizures				0.17%	0.17%									0.35%

Week Ending	1/4/26	1/11/26	1/18/26	1/25/26	2/1/26	2/8/26	2/15/26	2/22/26	3/1/26	3/8/26	3/15/26	3/22/26	3/29/26	Total
Fever	0.52%	0.52%	0.35%	0.52%	0.87%									2.77%
Foreign Body in Respiratory Tract				0.35%										0.35%
Generalized Weakness	1.38%	1.38%	1.56%	1.56%	2.08%									7.96%
Headache		0.17%	0.35%	0.17%	0.17%									0.87%
Hemorrhage		0.17%		0.17%	0.17%									0.52%
Hypertension		0.17%	0.35%	0.69%	0.35%									1.56%
Hypotension	0.17%	0.17%	0.52%	0.52%	0.17%									1.56%
Influenza	0.35%			0.17%										0.52%
Injury	1.21%	3.46%	2.25%	3.46%	1.04%									11.42%
Laceration/Ab... (minor surface trauma)	0.17%		0.35%	0.35%	0.35%									1.21%
Malaise	0.17%			0.17%										0.35%
Medical device failure			0.17%	0.52%	0.17%									0.87%
Mental disorder	0.17%													0.17%
Multiple injuries	0.17%		0.69%	0.87%										1.73%
Nausea	0.17%		0.17%	0.35%										0.69%
No Complaints or Injury/Illness Noted	0.87%	1.73%	1.9%	2.25%	1.04%									7.79%
Obvious Death		0.17%												0.17%
Overdose - Acetaminophe..		0.17%												0.17%
Overdose - Alcohol	0.17%				0.17%									0.35%
Overdose - Unspecified		0.52%		0.17%	0.17%									0.87%
Pain (Non-Traumatic)		0.35%	0.35%		0.35%									1.04%
Palpitations	0.17%		0.17%	0.17%										0.52%
Patient assist only	0.17%	0.17%												0.35%
Pelvic and Perineal Pain	0.17%			0.17%										0.35%
Poisoning / Drug Ingestion			0.17%	0.35%										0.52%
Pregnancy related conditions		0.52%												0.52%
Respiratory Arrest	0.17%													0.17%
Respiratory disorder	0.17%	0.17%	0.35%	0.52%	0.35%									1.56%

Week Ending	1/4/26	1/11/26	1/18/26	1/25/26	2/1/26	2/8/26	2/15/26	2/22/26	3/1/26	3/8/26	3/15/26	3/22/26	3/29/26	Total
Respiratory Failure					0.17%									0.17%
Seizure	0.35%	0.35%	0.87%	0.52%	0.52%									2.6%
Seizures with status epilepticus	0.17%													0.17%
Sepsis/Septice..		0.17%			0.17%									0.35%
Septic Shock	0.17%													0.17%
ST elevation myocardial infarction (STEMI)					0.17%									0.17%
Stroke	0.17%			0.17%	0.17%									0.52%
Suicidal Ideation		0.35%	0.17%		0.17%									0.69%
Suicide attempt			0.35%	0.17%										0.52%
Syncope / Fainting		0.35%	1.73%	0.87%	0.35%									3.29%
Transient Cerebral Ischemic Attack (TIA)				0.17%										0.17%
Unconscious	0.17%				0.17%									0.35%
Urinary system disorder	0.35%	0.35%	0.35%		0.35%									1.38%
Vomiting		0.35%	0.35%		0.35%									1.04%
Total	13.15%	20.07%	23.36%	25.95%	17.47%									100%

Previous Month ▾ Jan 1, 2026 - Jan 31, 2026 ▾

82%

TRANSPORTS
Percentage of Patient Encounters:



14%

NON TRANSPORTS
Percentage of Patient Encounters*


3%

OTHER DISPOSITIONS
Percentage of Patient Encounters



587

RECORDS
In Selected Time Slice



31

DAYS
In Selected Time Slice



Week Ending	1/4/26	1/11/26	1/18/26	1/25/26	2/1/26	2/8/26	2/15/26	2/22/26	3/1/26	3/8/26	3/15/26	3/22/26	3/29/26	Total
January	78	120	128	155	104									585
February					2									2
Total	78	120	128	155	106									587



Previous Month v Jan 1, 2026 - Jan 31, 2026 v

486

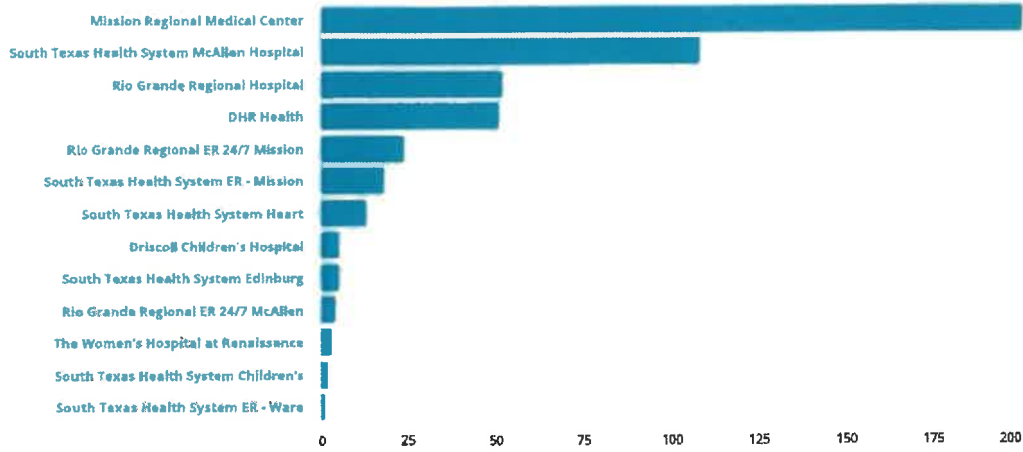
RECORDS

In Selected Time Slice

31

DAYS

In Selected Time Slice



Counts
 % Rows
 % Columns
 All

Week Ending	1/4/26	1/11/26	1/18/26	1/25/26	2/1/26	2/8/26	2/15/26	2/22/26	3/1/26	3/8/26	3/15/26	3/22/26	3/29/26	Total
DHR Health	1.03%	2.06%	2.67%	3.29%	1.44%									10.49%
Driscoll Children's Hospital	0.41%		0.41%		0.21%									1.03%
Mission Regional Medical Center	4.94%	8.23%	8.23%	10.7%	9.05%									41.15%
Rio Grande Regional ER 24/7 McAllen	0.21%	0.21%	0.21%		0.21%									0.82%
Rio Grande Regional ER 24/7 Mission	0.21%	1.23%	2.47%	0.82%	0.21%									4.94%
Rio Grande Regional Hospital	1.65%	2.67%	1.65%	3.29%	1.44%									10.7%
South Texas Health System Children's			0.41%											0.41%
South Texas Health System ER - Mission	0.41%	1.03%	0.62%	1.23%	0.41%									3.7%
South Texas Health System ER - Ware	0.21%													0.21%
South Texas Health System Edinburg			0.41%	0.41%	0.21%									1.03%
South Texas Health System Heart	0.41%	0.41%	0.21%	1.23%	0.41%									2.67%
South Texas Health System McAllen Hospital	4.32%	3.09%	6.79%	4.73%	3.29%									22.22%
The Women's Hospital at Renaissance		0.21%	0.21%		0.21%									0.62%
Total	13.79%	19.14%	24.28%	25.72%	17.08%									100%

Balance Report for 216 - Mission - 202601

Undefined	
Charge Adjustments	\$337,499.02
Charges in Period	\$597,252.00
Credits	(\$880,161.60)
Total AR Change for Undefined	\$54,589.42
Mission	
AR Previous Balance for Mission	\$2,391,850.33
Charge Adjustments	\$337,499.02
Charges in Period	\$597,252.00
Credits	(\$880,161.60)
Accounts Receivable Change for Mission - 202601	\$54,589.42
Total Balance Forward for Mission	\$2,446,439.75

Executive Summary for 216 - Mission



EMERGICON
Emergency Care & Billing

	Oct-25	Nov-25	Dec-25	Jan-26	Grand Total
Gross Charges	\$780,083	\$798,386	\$748,830	\$934,751	\$3,262,050
Cash Collections	(\$335,510)	(\$237,083)	(\$289,233)	(\$264,984)	(\$1,126,810)
Gross Charge per Trip	\$1,907	\$1,852	\$1,867	\$1,960	\$1,899
Cash/Txp (CPT)	\$820	\$550	\$721	\$556	\$656
Payer Mix					
Insurance	23.7%	17.4%	17.7%	12.2%	17.5%
Medicaid	14.9%	12.5%	16.2%	13.6%	14.3%
Medicare	47.7%	56.8%	59.1%	44.4%	51.7%
Private Pay	9.0%	12.1%	12.2%	8.6%	10.4%
Government Misc	1.2%	1.6%	0.2%	0.8%	1.0%
Payer Research	4.6%	1.2%	0.0%	21.2%	6.1%
Level of Service					
ALS Non-Emergency	0.0%	0.0%	0.0%	0.0%	0.0%
ALS Emergency	76.5%	81.2%	79.6%	62.3%	74.4%
ALS-2	3.7%	1.9%	0.0%	1.5%	1.6%
BLS Non-Emergency	0.2%	0.0%	0.0%	0.0%	0.0%
BLS Emergency	19.6%	16.9%	21.2%	36.3%	23.9%
SCT A0429	0.0%	0.0%	0.0%	0.0%	0.0%
Facility Base	0.0%	0.0%	0.0%	0.0%	0.0%
Level of Service Volume					
Trip Cnt	409	431	401	477	1,718
ALS Non-Emergency TXP	0	0	0	0	0
ALS Emergency TXP	313	350	319	297	1,279
ALS-2 Emergency TXP	15	8	-2	7	28
BLS Non-Emergency TXP	1	0	-1	0	0
BLS Emergency TXP	80	73	85	173	411
Sct A0429 TXP	0	0	0	0	0
Service Others Cnt	0	0	0	0	0
Facility Base TXP	0	0	0	0	0
Ground Mileage	2,144	2,363	2,285	2,971	9,763

MISSION FIRE PREVENTION
MONTHLY REPORT

January 2026



“Dedicated to the Community we Protect... and Serve”

FIRE INVESTIGATIONS

There were three (3) fire investigations for the month of January.

Full Investigation: 3 Total

Call out document of Incident: 0 Total

Call out document of Incident: 0 Total

Year to Date: 8 Total

SOUTH TEXAS ARSON RESPONSE TEAM FIRE INVESTIGATIONS

The Hidalgo County Fire Marshal's Office asked for our assistance in zero (0) fire investigations for the month of January.

Our assistance was requested: 0 Total

Assistance Requested by us: 0 Total

Year to Date: 0 Total

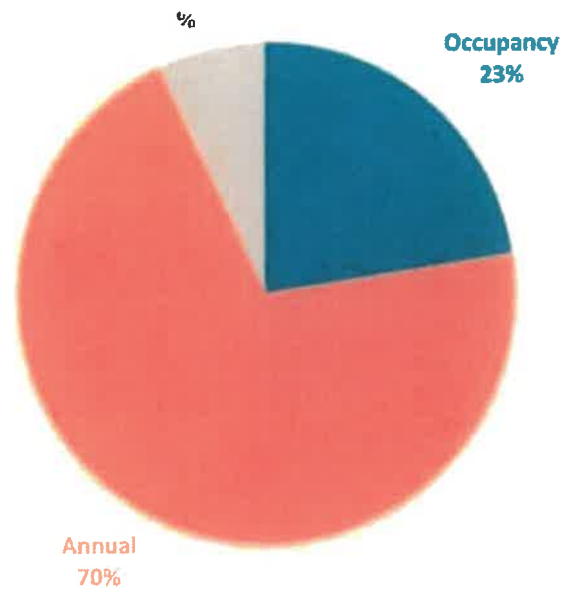
COMPLAINTS

There were zero (0) complaints for the month of January.

There were zero (0) complaints resolved this month.

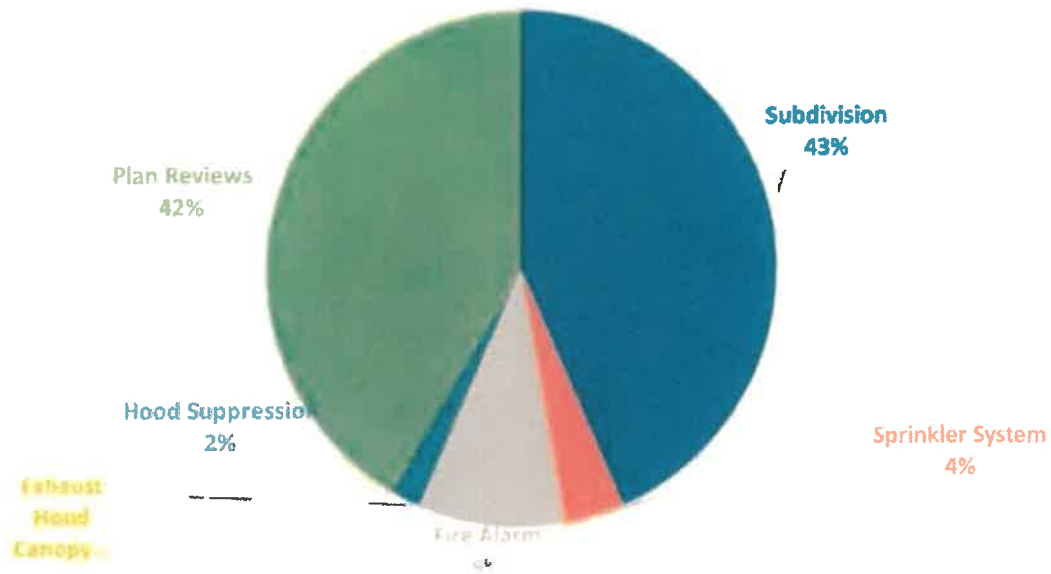
Year to Date: 3 Total

FIRE INSPECTIONS - JANUARY 2026



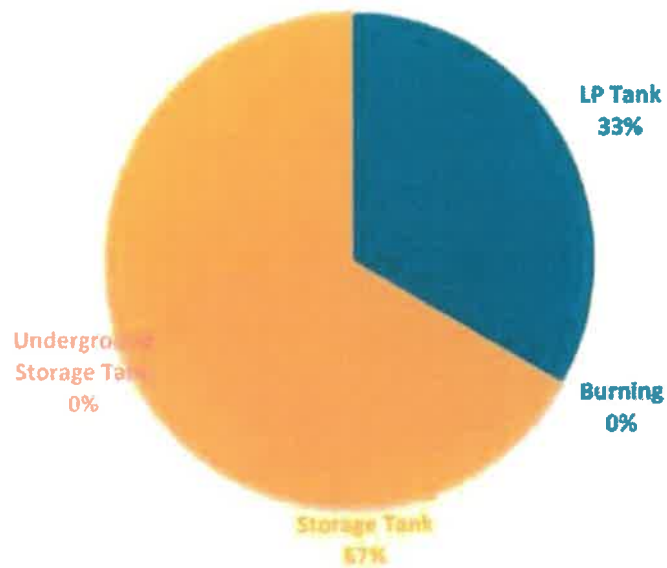
- 41 Occupancy
- 128 Annual
- 13 Other
- Year to Date: 449 Total
- **Inspection rate to date: 7%**

PLAN REVIEWS - JANUARY 2026



- **Subdivision Reviews: 23 - Year to Date: 83**
- **Sprinkler System Plan Reviews: 2 – Year to Date: 2**
- **Fire Alarm System Plan Reviews: 5 – Year to Date: 5**
- **Exhaust Hood Canopy Plan Reviews: 0 – Year to Date: 0**
- **Hood Suppression Plan Reviews: 1 – Year to Date: 9**
- **Plan Reviews: 22 – Year to Date: 76**

PERMITS - JANUARY 2026



- **LP Tanks Permits: 1 – Year to Date: 3**
- **Underground Storage Tank Removal Permits: 0 – Year to Date: 0**
- **Aboveground Storage Tank Removal Permits: 0 – Year to Date: 0**
- **Burning Permits: 2 – Year to Date: 11**

FIRE DRILLS

There were zero (0) fire drills conducted for the month of January.

Year to Date: 0 Total

TRAINING

There were five (5) training courses in the month of January.

- January 14, 2026- Fire Marshal Frank Cavazos attended training at McAllen Civic Center for Paradigm Pipeline Training.
- January 15, 2026- Captain Mike Reyes, Lt. Omar Salinas, Lt. Beto Juarez attended HAZMAT training at McAllen Cold Storage location on Military.
- January 23, 2026-Fire Marshal Frank Cavazos attended training at CEED Defining our Culture in Action.
- January 26, 2026-Lt. Omar Salinas attended SOP training at Central Station.
- January 29, 2026-Lt Beto Juarez attended training at Central Station for Pulsara.

Year to Date: 13 Total

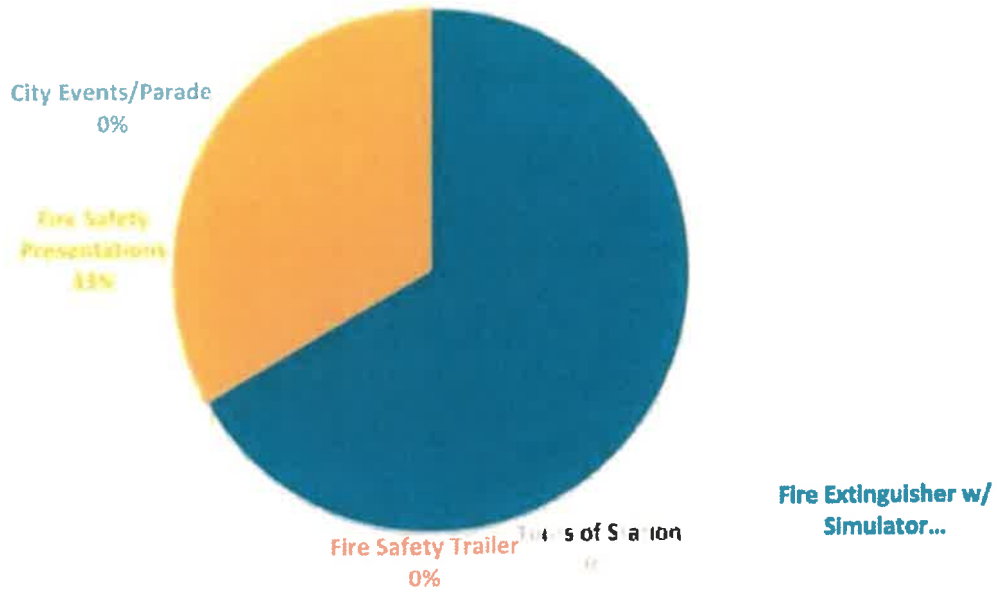
MEETINGS ATTENDED

For the month of January there were thirteen (13) meetings attended by the Fire Prevention Office.

- January 6, 2026 – Fire Marshal Frank Cavazos attended Zoom meeting for Ordinal//Mission Google meet.
- January 6, 2026- Captain Joel Saenz attended Texas Citrus Fiesta Parade Logistics at PD with Amy Tijerina and Ted Cruz.
- January 6, 2026- Fire Marshal Frank Cavazos attended Zoom meeting for Trimble Unity Permit Demo.
- January 8, 2026- Fire Marshal Frank Cavazos attended SRC meeting at City Hall.
- January 8, 2026- Fire Marshal Frank Cavazos attended CBDG meeting at City Hall.
- January 13, 2026- Fire Marshal Frank Cavazos and all of Prevention team attended EVOG training at Central.
- January 13, 2026- Fire Marshal Frank Cavazos attended meeting at City Hall for PNC with Gabriel Ramirez.
- January 15, 2026- Fire Marshal Frank Cavazos attended PEER meeting at Central.
- January 21, 2026- Fire Marshal Frank Cavazos attended Demystifying Cyber Attacks meeting at City Hall.
- January 23, 2026- Fire Marshal Frank Cavazos attended New Culture Initiative at the CEED.
- January 27, 2026- Fire Marshal Frank Cavazos attended Bound Tree meeting at Central Station.
- January 28, 2026- Fire Marshal Frank Cavazos and all Prevention team attended Chief Briefing at Central Station.
- January 29, 2026- Fire Marshal Frank Cavazos attended SRC meeting at City Hall.

Year to Date: 46 Total

PUBLIC EDUCATION - JANUARY 2026



During the month of January there were three (3) presentations conducted


- Year to Date: 39 Presentations 14,070 Audience
- Year to Date w/ The Tutor: 0 Presentations 0 Audience
- Year to Date w/ F.S.T.: 2 Presentations 2340 Audience
- Year to Date w/ City Events: 3 Presentations 2500 Audience
- Year to Date – Other: 0 Presentations 0 Audience
- Year to Date Grand Total: 41 Presentations 18,910 Audience

PUBLIC EDUCATION

During the month of January there were three (3) presentations conducted.

Date	Location	Fire Extinguisher w/Simulator	Fire Safety Trailer	Tours of Stations	Fire Safety Presentation	City Events/ Parade
01/08/2026	REDEEM CENTER ISS	20				
01/12/2026	SOUTH TEXAS FIRE EXPO.				1000	
01/14/2026	TEXAS CITRUS MUTAL	20				

Frank Cavazos, Deputy Chief/Fire Marshal



"Dedicated to the Community We Protect... and Serve"

**Building Permit and Inspections
Activity Report for
The Month of January 2026**

Total # of Building Permits	Building Permit Value	Building Permit Fee	Types of Building Permits
27	\$5,248,284.00	\$11,025.95	New Dwelling
			Commercial
			Assembly
3	\$9,990,495.00	\$2,856.30	Apartments-80 UNITS
			Warehouse
			Move Out Houses/Move Within
			Move In Houses
			Move in Mobile Homes
			Schools
4	\$130,000.00	\$1,220.00	Swimming Pools
9	\$36,749.00	\$111.60	Sheds
1	\$4,500.00	\$55.00	Signs
8	\$26,050.00	\$35.00	Fence
1	\$80,000.00	\$605.00	Tower
			Gas Tanks Pumps
2	\$10,000.00	\$110.00	Demolition
			Water Well/Recreation Const.
55	\$15,526,078.00	\$16,018.85	Totals

Additions / Remodeling

34	\$992,501.80	\$4,637.54	Residential Buildings
8	\$1,350,764.48	\$9,279.23	Commercial Buildings
			Apartment Buildings
			Assembly Buildings
			School Buildings
1	\$9,500.00	\$50.00	Awnings/Decks
9	\$44,113.00	\$506.00	Carports/Concrete
11	\$232,350.00	\$309.60	Porches/Driveways/Sidewalks
			Garages/Canopies
			Hobby Shops
63	\$2,629,229.28	\$14,782.37	Totals

Total Building Permits	118
Total Building Valuation	\$18,155,307.28
Total Building Permit Fees	\$30,801.22

Prepared By: RACHEL ALVAREZ
Date: 2/5/2026

I. Permits Issued

A. Building

Number	<u>118</u>
Value	<u>\$18,155,307.28</u>
Permit Fees	<u>\$30,801.22</u>

B. Electrical, T-Pole, & T-Clear

Number	<u>149</u>
Permit Fees	<u>\$13,935.00</u>

C. Mechanical

Number	<u>41</u>
Value	<u>\$283,334.00</u>
Permit Fees	<u>\$3,346.00</u>

D. Plumbing, Gas & Sprinkler System

Number	<u>100</u>
Permit Fees	<u>\$9,495.00</u>

TOTALS

Total Permits Issued	<u>408</u>
Total Valuation	<u>\$18,438,641.28</u>
Total Permit Fees	<u>\$57,577.22</u>

II. Number of Inspections Conducted 515

III. Other Fees

A. Business License Application	
Number	<u>27</u>
Permit Fees	<u>\$1,350.00</u>
B. Garage Sale Permits	
Number	<u>0</u>
Permit Fees	<u>\$0.00</u>
C. Health Cards	
Number	<u>0</u>
Permit Fees	<u>\$0.00</u>
D. Builder Registration	
Number	<u>34</u>
Permit Fees	<u>\$3,100.00</u>
E. Electrician Registration	
Number	<u>2</u>
Permit Fees	<u>\$150.00</u>
F. Plumbing Registration	
Number	<u>0</u>
Permit Fees	<u>\$0.00</u>
G. Mechanical Registration	
Number	<u>9</u>
Permit Fees	<u>\$525.00</u>
H. House Inspections	
Number	<u>1</u>
Permit Fees	<u>\$100.00</u>
I. Planning & Zoning Applications	
Number	<u>13</u>
Permit Fees	<u>\$3,150.00</u>

MEMORANDUM

To: J.P Terrazas, P.E., Co-Interim City Manager
From: Xavier Cervantes, Director of Planning
Date: February 6, 2026
Re: Monthly Report JANUARY 2026

ACTIVITY REPORT FOR THE PLANNING DIVISION IS PROVIDED FOR THE PREVIOUS MONTH.

JANUARY 2026

REZONINGS:	4
CONDITIONAL USE PERMIT:	8
HOMESTEAD APPROVALS:	0
SUBDIVISIONS:	0
SINGLE LOT VARIANCES:	2
VARIANCES (ZBA):	11
SITE PLAT APPROVALS:	1
OTHER P&Z REQUESTS	3


SPEER MEMORIAL LIBRARY

DOOR COUNT



9,400

January
2026



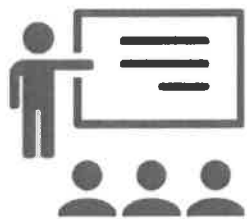
2,985

BOOKS CHECKED OUT



2,855

Computer Sessions



51

ADULT PROGRAM AUDIENCE



VOLUNTEER HOURS
WORKED

665



TEENS PROGRAM AUDIENCE

30



893

GENERAL AUDIENCE

165



CHILDREN PROGRAM AUDIENCE

USE OUR
ONLINE RESOURCES

WWW.MISSION.LIB.TX.US



Speer Memorial Library

Today during toddler time we did the F and it stands for fish. Thank you to all the parents that brought their children for a fun, fabulous, funny Toddler Time. Not... See more



+24

Speer Memorial Library


Today we did a little bit of dancing, a little bit of stretching, a little bit of singing, a little bit of everything. The kids enjoyed working on their letter 'G'. An... See more



+19

Speer Memorial Library

Thank you to everybody who joined us for our first storytime of the year. We read some remarkable books. Don't forget we will be having story time twice a month so m... See more



+7

Album 2026 January Teen Activities

Speer Memorial Library added 10 new photos

For the first week of January, Teens "captured" an alien in a jar. They used brushes and acrylic paints to decorate their jars, giving the alien down to make sure he... See more



+9

Album 2026 January Teen Activities

Speer Memorial Library added 7 new photos

On the first week of January, the Teen department hosted our first movie night and craft of the New Year. We showed the Iron Giant while the Teens made their very own... See more



+3

Album 2026 January Teen Activities

Speer Memorial Library added 6 new photos

This week art met space when Teens painted galaxy inspired art on CDs while watching My Love from the Star! X-Drama in series. Thank you for all the teens that part... See more



+5

Speer Memorial Library


Little sprouts was a tasty hit. The cold weather made it a great day for some Zuppa Toscana. The children as well as the parents seemed to enjoy it. Not only did they... See more



+12

Speer Memorial Library

Enrique Casarena Head Start parents visited our Speer Memorial Library.



Speer Memorial Library

It is for Hippo! Thank you for joining us today for another exciting Toddler Time! Don't forget we have toddler time every Wednesday at 10 AM! See more



+27