

MEMORANDUM

TO: RANDY PEREZ, CITY MANAGER
FROM: SUSANA DE LUNA, PLANNING DIRECTOR
DATE: SEPTEMBER 1, 2023
SUBJ: MONTHLY REPORT AUGUST 2023

ACTIVITY REPORT FOR THE PLANNING DIVISION IS PROVIDED FOR THE PREVIOUS MONTH.

AUGUST 2023

REZONINGS:	1
CONDITIONAL USE PERMIT:	7
HOMESTEAD APPROVALS:	0
SUBDIVISIONS:	2
SINGLE LOT VARIANCES:	0
VARIANCES (ZBA):	4
SITE PLAN APPROVALS:	3
OTHER P&Z REQUESTS:	2

CODE ENFORCEMENT
MONTHLY REPORT
AUG 2023

	Notices Sent
COMPLAINTS RECEIVED	181
WEEDY LOT LETTERS	31
PROPERTIES SENT TO MOWER'S LIST	19
PROPERTIES MOWED	22
SIGNS	170
JUNKED VEHICLES / BOATS	5
CONSTRUCTION W/OUT A PERMIT/SETBACKS	48
HEALTH & SANITATION/STAGNANT WATER/OVERGROWN VEG./GARBAGE/ DEAD TREES	37
HOME OCCUPATION	2
SIGHT OBSTRUCTION (SIDEWALKS / RIGHT-A-WAY)	4
UNSAFE/UNSECURED BLDG	5
DOUBLE OCCUPANCY/HOOKED UP RV	1
ILLEGAL DUMPING	0
NON RESIDENTIAL PARKING/SEMI TRUCKS	4
NO BUSINESS LICENSE/CUP REQ'D / NO GARAGE SALE PERMITS-WARNINGS 25	19
STORAGE OF VEHICLES/BOATS/TRAILERS	2
DEMOLITION FOR UNSAFE BUILDINGS	0
POTHoles /PARKING LOT MAINTENANCE/LIGHTING	2
IPMC VIOLATIONS	6
ZBA VIOLATIONS / ZONING / DAILY VIOLATIONS	0
PARKING ON LAWN	29
CASES FILED IN COURT / PENDING APPROVAL WITH ATTORNEY 0	85
CASES SEEN IN COURT	27
CASES CLOSED	150
CALL IN'S	109
WALK-IN'S	22
311-COMPLAINTS	26
INTERNAL COMPLAINTS/ E-MAILS	24

I. Permits Issued

A. Building	
Number	197
Value	<u>\$26,145,491.03</u>
Permit Fees	<u>\$69,050.55</u>

B. Electrical, T-Pole, & T-Clear	
Number	166
Permit Fees	<u>\$20,452.00</u>

C. Mechanical	
Number	82
Value	<u>\$1,092,531.09</u>
Permit Fees	<u>\$8,212.90</u>

D. Plumbing, Gas & Sprinkler System	
Number	107
Permit Fees	<u>\$10,500.50</u>

TOTALS

Total Permits Issued	552
Total Valuation	<u>\$27,238,022.12</u>
Total Permit Fees	<u>\$108,215.95</u>

II. Number of Inspections Conducted	<u>777</u>
--	------------

Monthly Report for August 2023

III. Other Fees

A. Business License Application

Number	25
Permit Fees	<u>\$1,200.00</u>

B. Garage Sale Permits

Number	353
Permit Fees	<u>\$3,660.00</u>

C. Health Cards

Number	0
Permit Fees	<u>\$0.00</u>

D. Builder Registration

Number	0
Permit Fees	<u>\$0.00</u>

E. Electrician Registration

Number	0
Permit Fees	<u>\$0.00</u>

F. Plumbing Registration

Number	0
Permit Fees	<u>\$0.00</u>

G. Mechanical Registration

Number	0
Permit Fees	<u>\$0.00</u>

H. House Inspections

Number	3
Permit Fees	<u>\$300.00</u>

I. Planning & Zoning Applications

Number	21
Permit Fees	<u>\$5,300.00</u>

MEMORANDUM

TO: MAYOR AND CITY COUNCIL
THROUGH: RANDY PEREZ, CITY MANAGER
FROM: JESSE LERMA, CIVIL SERVICE DIRECTOR
SUBJECT: CIVIL SERVICE REPORT, AUGUST 2023
DATE: SEPTEMBER 20, 2023

1. City Council approved ten (10) additional positions for the Mission Fire Department. Positions will be filled immediately with existing eligibility list.
2. The Mission Police Department has four (4) pending positions, will be filled within the next few weeks.
3. We conducted a SGT's promotional examination for the Mission Police Department on August 10, 2023. We had five (5) participants:
 1. Adrian Alejandro-raw score 71 plus 10 points seniority-81
 2. Marco Bazaldua-raw score 69 plus 10 points seniority-79
 3. Alejandra Leal-raw score 68 plus 10 points seniority-78
 4. Tomas Garces-raw score 63 plus 10 points seniority-73
 5. Mario Monforte-raw score 60 plus 10 points seniority-70

Top two will get promoted immediately and CPL Leal will remain #1 on the eligibility list. List is good until August 10, 2024.

Thank you!

MEMORANDUM

TO: MAYOR AND CITY COUNCIL
THROUGH: RANDY PEREZ, CITY MANAGER
FROM: JESSE LERMA, 311 COORDINATOR/CIVIL SERVICE DIRECTOR
SUBJECT: 311 REPORT, AUGUST 2023
DATE: SEPTEMBER 20, 2023

We have a total of 119 submission for August of 2023 with a total of 3416 since we began. The system is fully functional and very user friendly. We are able to customize the system to meet the needs of our daily operations. Our staff has bought into the system and working on improvements every day. We are able to find problematic areas using the system and it allows for us to attend to the needs of those areas in a timely manner. We try to contact as many residents as possible and are getting feedback from them to improve the system.

Our media department has been pushing the 311 program with an interview with City Manager Randy Perez encouraging our citizens to utilize the program.

Thank you!

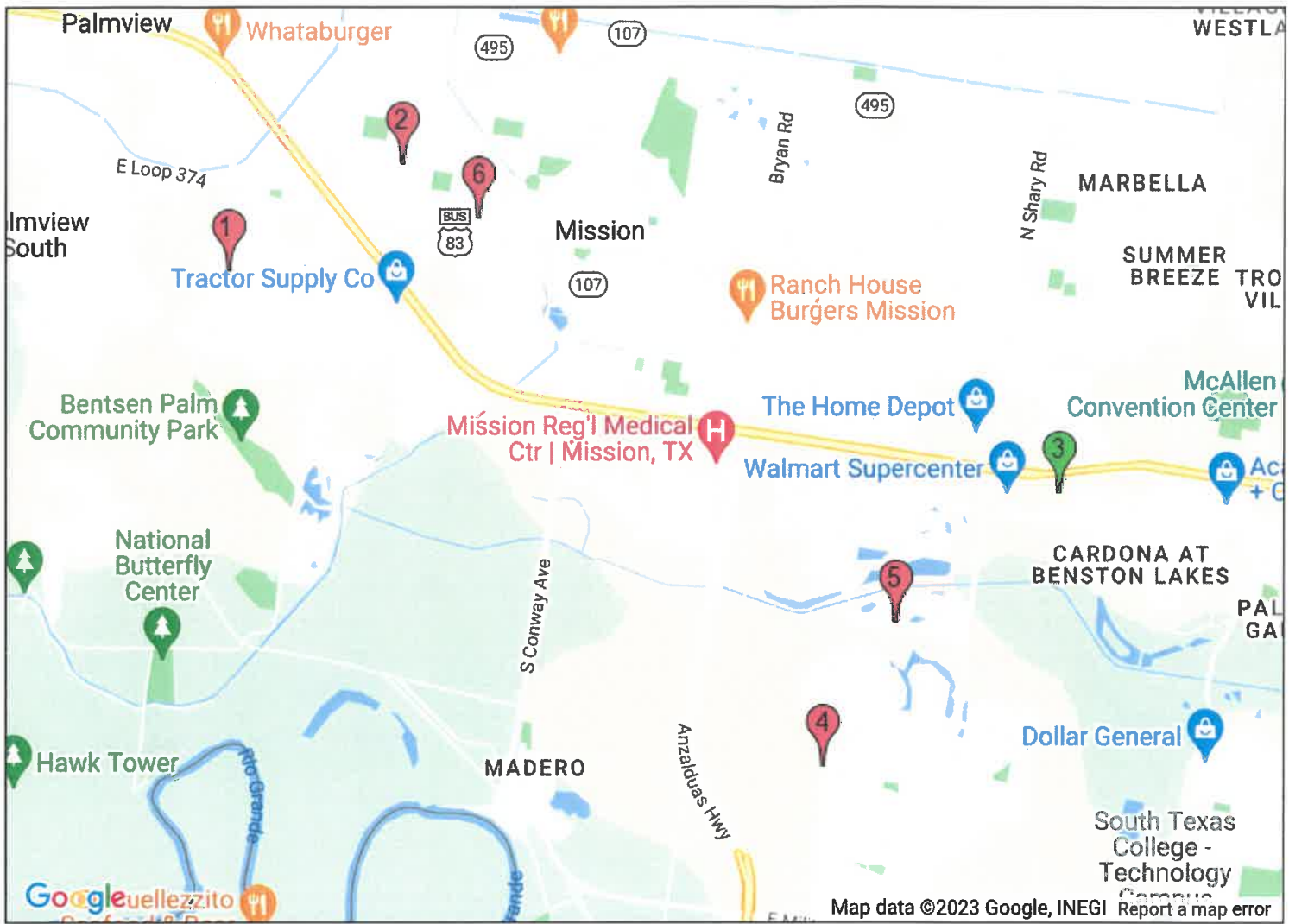
Topic Counts of Opened Requests
For Date Period From 08/01/2023 Through 08/31/2023







Topic	Count
Health	
Animal Control	7
Mosquitoes	0
Total - Health	7
Obstructions -Tree/Branches	
MOWING	1
Total - Obstructions -Tree/Branches	1
Parks & Rec	
Graffiti	0
Mowing	0
Parks	2
Restrooms	0
Right of way (mowing)	0
Trails	0
Total - Parks & Rec	2
Planning	
Construction Concerns	1
Dilapidated Home/Structure	1
Garage Sales	2
Health & Sanitation	3
Illegal Dumping	3
Junked Vehicle on private property	0
Sewer Concerns	4
Unsafe Building	3
Weedy Lot	7
Total - Planning	24
Police Department	
Illegal Parking	10
Total - Police Department	10
Public Works	
Flooded area/Roadway and streets	1
Foul smell	0
Junk Vehicle	2
Lift Station	1
Low Water Pressure	3
Obstruction-Trees/Branches	6
Pot Holes	18
Sandbag (Elderly And Disabled)	1
Side Walk	5
Street Light	10
Streets/Signs	5
Tires	3
Traffic Signals	1
Water Leaks	4
Total - Public Works	60
Sanitation	
Brush	5
Bulky Items	5
Garbage	3
Trash	2
Total - Sanitation	15
All Topics	

Request #	Topic	Status	Date Entered	Expected Close	Assigned To	Description
3369	Water Leaks	Closed	08/01/2023		cantu,omar	water puddle has gotten big not sure where...
3370	Brush	Closed	08/01/2023		Pena,Yaritza	dumped a 1/2 tree How ? not sure how or when!...
3373	Garage Sales	Closed	08/02/2023		Villarreal,Yvette	How much are garage sale permits per day?...
3374	Tires	Closed	08/02/2023		Hernandez,Baldo	someone illegally dumped some tires on the...
3375	Brush	Closed	08/02/2023		Pena,Yaritza	Needing Brush picked up 3619 N Bryan - No...
3376	Streets/Signs	Closed	08/02/2023		Diaz,Gabriel	495 from Conway to Los Ebanos needs to...
3377	Streets/Signs	Closed	08/03/2023		Diaz,Gabriel	Ebano and Rio intersection - northwest corner...
3378	Construction Concerns	Closed	08/03/2023		Villarreal,Yvette	the people working on this house do not have...
3379	Illegal Dumping	Closed	08/04/2023		Villarreal,Yvette	in the alley behind 1208 Doherty Ave.
3381	Water Leaks	Closed	08/04/2023		cantu,omar	our water bill came out extremely high. I...
3382	Traffic Signals	Closed	08/05/2023		Diaz,Gabriel	coming from Bryan towards shary, to turn left...
3383	Trash	Closed	08/06/2023		Pena,Yaritza	Photo attached
3384	Street Light	Closed	08/06/2023		acevedo,Yahaira	power outage for 4 days straight, for about...
3385	Water Leaks	Closed	08/06/2023		cantu,omar	the main shut off valve at the meter is not...
3386	Brush	Closed	08/08/2023		Pena,Yaritza	Photo attached
3387	Pot Holes	Closed	08/08/2023		Hernandez,Baldo	pot hole starting at Citriana and Francisco...
3388	Streets/Signs	Closed	08/08/2023		Diaz,Gabriel	one street sign down and another all old an...
3389	Side Walk	Closed	08/08/2023		Diaz,Gabriel	sidewalk at castro elementary needs repair...
3390	Pot Holes	Closed	08/08/2023		Hernandez,Baldo	right south of the stop sign pot hole...
3391	Unsafe Building	Closed	08/08/2023		Villarreal,Yvette	unsafe— exposed wires
3392	Street Light	Closed	08/09/2023		acevedo,Yahaira	This light out and needs to be replaced,...
3393	Weedy Lot	Closed	08/09/2023		Villarreal,Yvette	tree roots overgrowth
3394	Unsafe Building	Closed	08/09/2023		Villarreal,Yvette	this is the only selection I i could place...
3395	Side Walk	Open	08/09/2023	08/14/2023	Diaz,Gabriel	sidewalk needs repairs before school starts....
3396	Health & Sanitation	Closed	08/09/2023		Villarreal,Yvette	Trash bins left by curve 24/7. About 20% of...
3397	Side Walk	Open	08/09/2023	08/14/2023	Diaz,Gabriel	sidewalk on 1st needs repairs before school...
3398	Side Walk	Open	08/09/2023	08/14/2023	Diaz,Gabriel	on Citriana years back when the sidewalk was...
3401	Weedy Lot	Closed	08/10/2023		Villarreal,Yvette	Photo attached
3402	Weedy Lot	Closed	08/10/2023		Villarreal,Yvette	Photo attached
3403	Weedy Lot	Closed	08/10/2023		Villarreal,Yvette	Photo attached
3404	Illegal Dumping	Closed	08/10/2023		Villarreal,Yvette	Photo attached
3405	Obstruction-Trees/Branches	Open	08/10/2023	08/15/2023	Diaz,Gabriel	tree on corner city right away of oblate and...
3406	Street Light	Closed	08/10/2023		acevedo,Yahaira	light post in alley is not working. 1800...
3407	Street Light	Closed	08/10/2023		acevedo,Yahaira	light is out
3408	Low Water Pressure	Closed	08/10/2023		cantu,omar	For about about 2 weeks been experiencing low...
3409	Street Light	Closed	08/11/2023		acevedo,Yahaira	Light not working.
3410	Pot Holes	Closed	08/11/2023		Hernandez,Baldo	Photo attached
3411	Pot Holes	Closed	08/11/2023		Hernandez,Baldo	Photo attached
3412	Flooded area/Roadway and streets	Closed	08/11/2023		Diaz,Gabriel	Photo attached
3413	Pot Holes	Closed	08/11/2023		Hernandez,Baldo	por hole on matamores and pecan
3414	Dilapidated Home/Structure	Closed	08/11/2023		Villarreal,Yvette	House has had a fire a year ago and has...
3415	Street Light	Closed	08/13/2023		acevedo,Yahaira	Street light 938 has been broken since late...
3416	Pot Holes	Closed	08/13/2023		Hernandez,Baldo	can the city notify the owner of cinemark...
3417	Pot Holes	Closed	08/14/2023		Hernandez,Baldo	2nd request on this street/drain sunken in. ...
3418	Side Walk	Open	08/14/2023	08/19/2023	Diaz,Gabriel	school sidewalk is cracked needs repairs asap...
3419	Streets/Signs	Closed	08/14/2023		Diaz,Gabriel	castro elementary street sign needs to be...
3420	Junk Vehicle	Closed	08/15/2023		Villarreal,Yvette	Truck parked on grass has been about a week....
3421	Bulky Items	Closed	08/15/2023		Pena,Yaritza	alley behind 1208 Doherty Ave.
3422	Bulky Items	Closed	08/15/2023		Pena,Yaritza	where can I drop off recycled cardboard?
3424	Animal Control	Open	08/15/2023	08/30/2023	Garza,Griselda	Loud Dog kept in backyard all day
3425	Animal Control	Open	08/15/2023	08/30/2023	Garza,Griselda	Big dog living on 3301 grand canal dr. is...
3426	Street Light	Closed	08/16/2023		acevedo,Yahaira	all street lights on Abelino Farias rd are...
3427	Bulky Items	Closed	08/16/2023		Pena,Yaritza	Photo attached
3428	Obstruction-Trees/Branches	Closed	08/16/2023		Diaz,Gabriel	There is a low hanging mesquite limb over the...
3429	Low Water Pressure	Closed	08/16/2023		cantu,omar	low water pressure on all faucets
3430	Tires	Closed	08/16/2023		Hernandez,Baldo	Someone illegally dumped 2 tires on my empty...
3431	Street Light	Closed	08/16/2023		acevedo,Yahaira	street light not working
3432	Street Light	Closed	08/17/2023		acevedo,Yahaira	our street light is out once again it is...
3433	Garage Sales	Closed	08/17/2023		Villarreal,Yvette	garage sale
3436	Bulky Items	Open	08/18/2023	08/28/2023	Pena,Yaritza	alley behind 1208 Doherty Ave.
3437	Obstruction-Trees/Branches	Closed	08/18/2023		Diaz,Gabriel	it has a constant sparking I'm afraid it...
3438	Street Light	Closed	08/18/2023		acevedo,Yahaira	this public light is not working, probably 3...
3439	Obstruction-Trees/Branches	Closed	08/20/2023		Diaz,Gabriel	Tree blocking access to our trash pick up...
3440	Unsafe Building	Closed	08/20/2023		Villarreal,Yvette	due to the low powerline,unable to pick up...
3441	Obstruction-Trees/Branches	Open	08/20/2023	08/25/2023	Diaz,Gabriel	trees on the side of the sidewalk
3442	Low Water Pressure	Closed	08/20/2023		cantu,omar	We were moved to this house a month ago
3443	Pot Holes	Closed	08/21/2023		Hernandez,Baldo	pot hole on Francisco at the entrance to the...
3444	Brush	Closed	08/21/2023		Pena,Yaritza	several piles.. came too early last week....

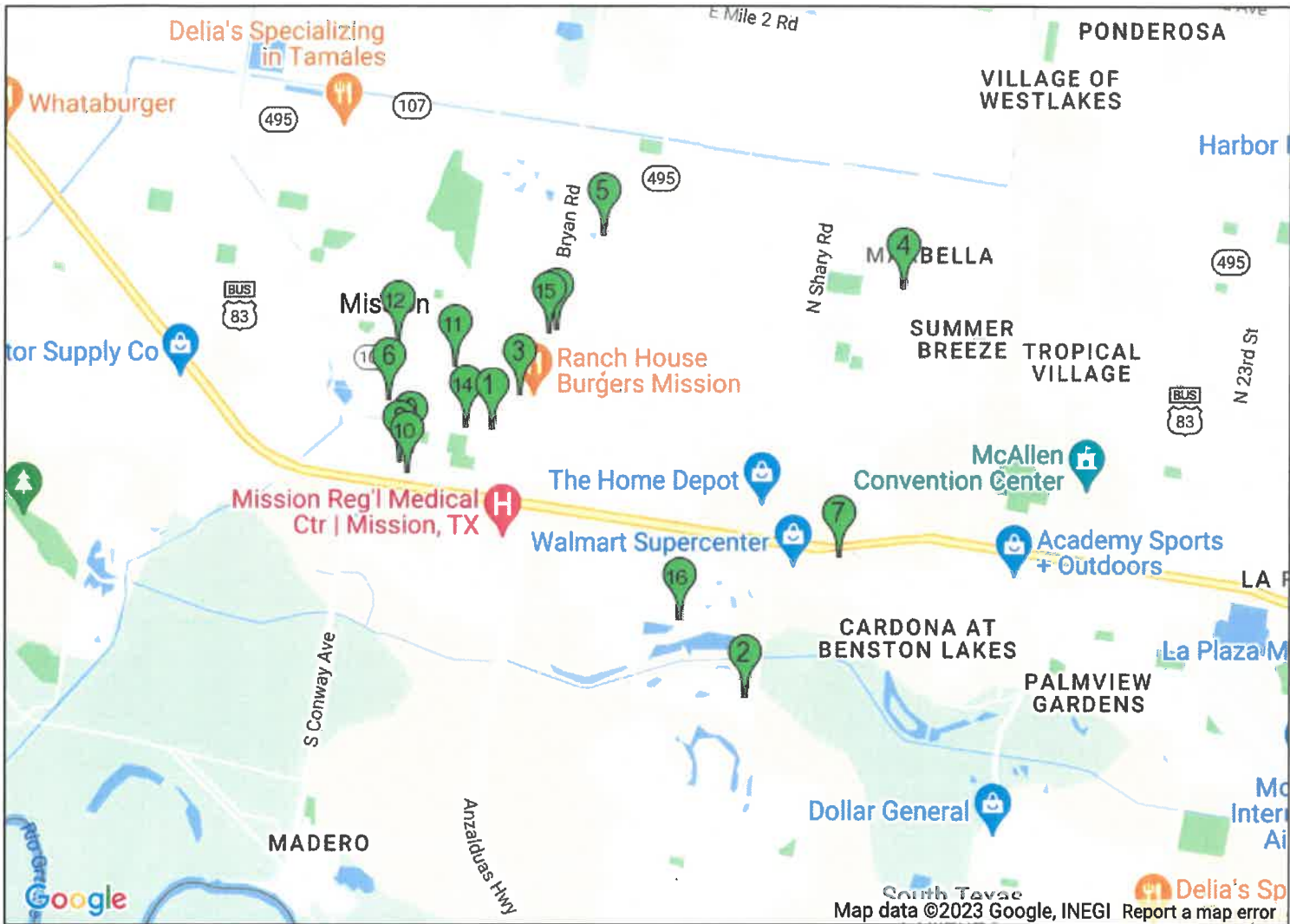
Request #	Topic	Status	Date Entered	Expected Close	Assigned To	Description
3445	Health & Sanitation	Closed	08/21/2023		Villarreal,Yvette	apartment complex 401, 403, 405 san Antonio...
3448	Tires	Closed	08/22/2023		Hernandez,Baldo	tires illegally dumped
3449	Sandbag (Elderly And Disabled)	Closed	08/22/2023		Lerma,Jesse	call upon arrival 956-599-1376
3450	Brush	Closed	08/22/2023		Pena,Yaritza	Photo attached
3451	Health & Sanitation	Closed	08/22/2023		Villarreal,Yvette	follow up on request # 3445, pic's at this...
3452	Garbage	Open	08/22/2023	09/01/2023	Martinez,Roman	reference to request # 3445
3453	Pot Holes	Closed	08/22/2023		Hernandez,Baldo	somewhere around 905, 909 1st street east off...
3454	Illegal Dumping	Closed	08/22/2023		Villarreal,Yvette	I could not find where to put this issue on. ...
3455	Pot Holes	Closed	08/23/2023		Hernandez,Baldo	pavement and concrete is get wash out,...
3457	Pot Holes	Closed	08/23/2023		Hernandez,Baldo	pot hole in the entrance to Walmart off of...
3458	Obstruction-Trees/Branches	Closed	08/23/2023		Diaz,Gabriel	by the alley
3459	Junk Vehicle	Closed	08/23/2023		Villarreal,Yvette	Junk vehicle has been parked for months...
3460	Sewer Concerns	Closed	08/23/2023		cantu,omar	Smells like sewer behind neighborhood. There...
3461	Water Leaks	Closed	08/23/2023		cantu,omar	PVC elbow socket detached from main inground...
3462	Animal Control	Open	08/25/2023	09/09/2023	Garza,Griselda	Photo attached
3463	Streets/Signs	Closed	08/25/2023		Diaz,Gabriel	located on Glasscock Road 1/4 of a mile north...
3464	Sewer Concerns	Closed	08/25/2023		cantu,omar	sewer line between 210 and 212 continues to...
3465	Sewer Concerns	Closed	08/25/2023		cantu,omar	canal sewer smells your crews were out here...
3466	Pot Holes	Closed	08/27/2023		Hernandez,Baldo	this is a recurring pot hole, patch from last...
3468	Pot Holes	Closed	08/28/2023		Hernandez,Baldo	no photo.. several pot holes on Miller and...
3469	Pot Holes	Closed	08/28/2023		Hernandez,Baldo	no photo... pot hole on Miller and 2nd st.
3470	Pot Holes	Closed	08/28/2023		Hernandez,Baldo	street sinking on the east bound of Highland...
3471	Trash	Closed	08/28/2023		Pena,Yaritza	illegal dumping along the fence of the...
3472	Pot Holes	Closed	08/28/2023		Hernandez,Baldo	alley digging covered digging did not repair...
3473	Weedy Lot	Closed	08/28/2023		Villarreal,Yvette	2nd request tall weeds outside fence facing...
3474	Animal Control	Open	08/28/2023	09/12/2023	Garza,Griselda	they have four dogs, should one household...
3475	Bulky Items	Closed	08/29/2023		Pena,Yaritza	people have been dumping bulky items by...
3476	Animal Control	Open	08/29/2023	09/13/2023	Garza,Griselda	this dog's are always lose and this morning...
3477	Weedy Lot	Closed	08/29/2023		Villarreal,Yvette	owner was notified didn't think he needed to...
3478	MOWING	Closed	08/30/2023		Diaz,Gabriel	Good morning. Can you assist us mowing the...
3479	Garbage	Open	08/30/2023	09/09/2023	Martinez,Roman	broken garbage tail was taken but no...
3480	Animal Control	Open	08/30/2023	09/14/2023	Garza,Griselda	please pick up dead cat in the middle of the...

Request #	Topic	Status	Date Entered	Expected Close	Assigned To	Description
3405	Obstruction-Trees/Branches	Open	08/10/2023	08/15/2023	Diaz,Gabriel	tree on corner city right away of oblate and...
3428	Obstruction-Trees/Branches	Closed	08/16/2023		Diaz,Gabriel	There is a low hanging mesquite limb over the...
3437	Obstruction-Trees/Branches	Closed	08/18/2023		Diaz,Gabriel	it has a constant sparking I'm afraid it...
3439	Obstruction-Trees/Branches	Closed	08/20/2023		Diaz,Gabriel	Tree blocking access to our trash pick up...
3441	Obstruction-Trees/Branches	Open	08/20/2023	08/25/2023	Diaz,Gabriel	trees on the side of the sidewalk
3458	Obstruction-Trees/Branches	Closed	08/23/2023		Diaz,Gabriel	by the alley



-  119 Rancho De Rey, Mission
-  1609 Barnes Street, Mission
-  2422 East Interstate Highway 2, Mission
-  3301 Grand Canal Dr, Mission
-  910 Rio Grande Dr, Mission
-  927 Greenlawn St, Mission

Request #	Topic	Status	Date Entered	Expected Close	Assigned To	Description
3387	Pot Holes	Closed	08/08/2023		Hernandez,Baldo	pot hole starting at Citriana and Francisco...
3390	Pot Holes	Closed	08/08/2023		Hernandez,Baldo	right south of the stop sign pot hole...
3410	Pot Holes	Closed	08/11/2023		Hernandez,Baldo	Photo attached
3411	Pot Holes	Closed	08/11/2023		Hernandez,Baldo	Photo attached
3413	Pot Holes	Closed	08/11/2023		Hernandez,Baldo	por hole on matamores and pecan
3416	Pot Holes	Closed	08/13/2023		Hernandez,Baldo	can the city notify the owner of cinemark...
3417	Pot Holes	Closed	08/14/2023		Hernandez,Baldo	2nd request on this street/drain sunken in. ...
3443	Pot Holes	Closed	08/21/2023		Hernandez,Baldo	pot hole on Francisco at the entrance to the...
3453	Pot Holes	Closed	08/22/2023		Hernandez,Baldo	somewhere around 905, 909 1st street east off...
3455	Pot Holes	Closed	08/23/2023		Hernandez,Baldo	pavement and concrete is get wash out,...
3457	Pot Holes	Closed	08/23/2023		Hernandez,Baldo	pot hole in the entrance to Walmart off of...
3466	Pot Holes	Closed	08/27/2023		Hernandez,Baldo	this is a recurring pot hole, patch from last...
3468	Pot Holes	Closed	08/28/2023		Hernandez,Baldo	no photo.. several pot holes on Miller and...
3469	Pot Holes	Closed	08/28/2023		Hernandez,Baldo	no photo... pot hole on Miller and 2nd st.
3470	Pot Holes	Closed	08/28/2023		Hernandez,Baldo	street sinking on the east bound of Highland...
3472	Pot Holes	Closed	08/28/2023		Hernandez,Baldo	alley digging covered digging did not repair...
3484	Pot Holes	Closed	08/31/2023		Hernandez,Baldo	2nd request on the extreme big pot hole at...
3485	Pot Holes	Closed	08/31/2023		Hernandez,Baldo	2nd request pot hole on Francisco next to the...



- 1 1015 East 1st Street, Mission
- 2 1101 Rio Grande Dr, Mission
- 3 1220 Oaxaca Street, Mission
- 4 1401–1499 N Taylor Rd, Mission
- 5 1573 Gastel Drive, Mission
- 6 215 South Miller Avenue, Mission
- 7 2510 East Interstate Highway 2, Mission
- 8 301 Del Mar Street, Mission
- 9 401 Citriana Drive, Mission
- 10 411 South Francisco Avenue, Mission

11 601 N Mayberry Rd, Mission

12 701 South Miller Avenue, Mission

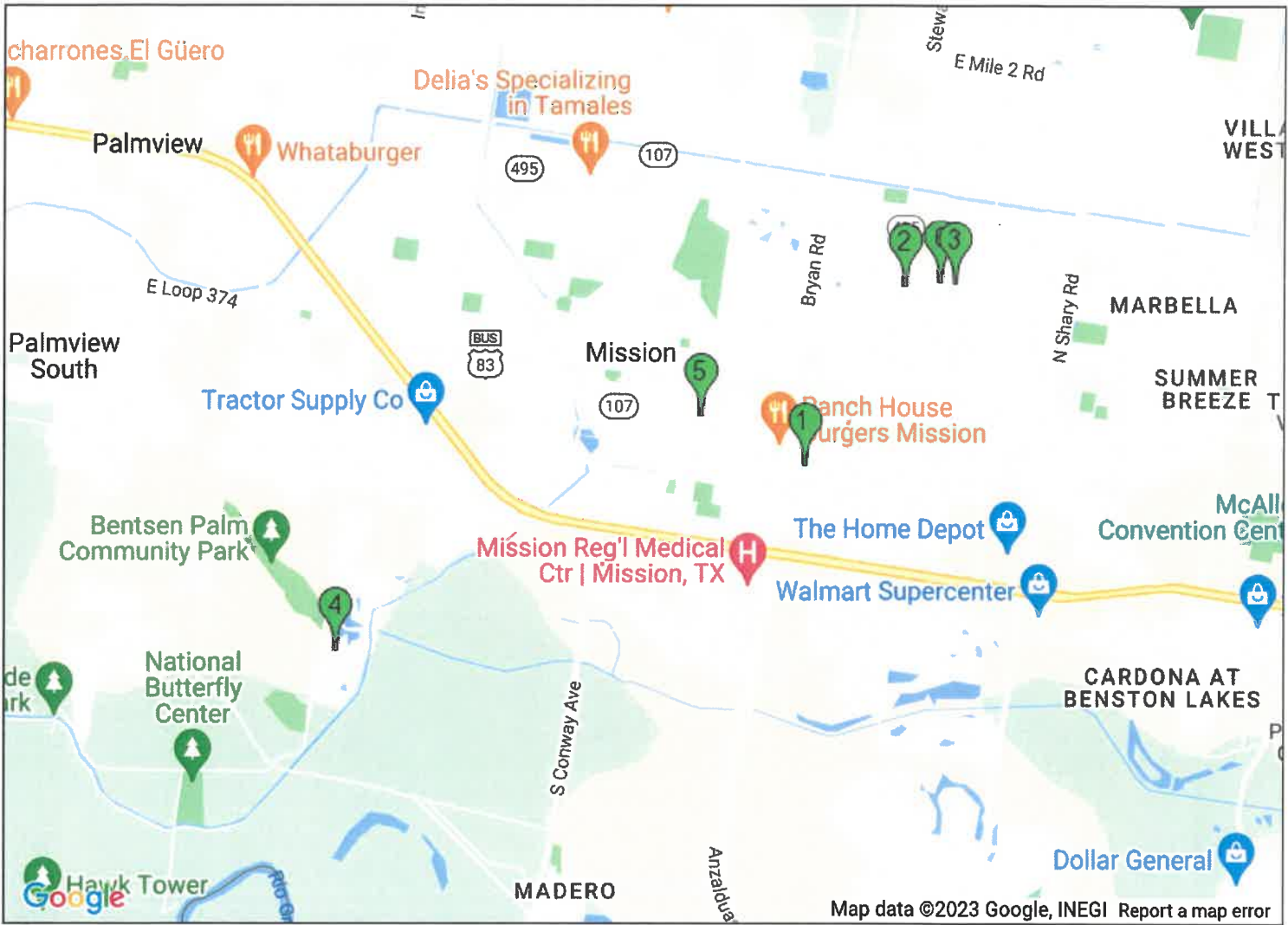
13 900 Bryan Road, Mission

14 905 East 1st Street, Mission

15 909 Bryan Road, Mission

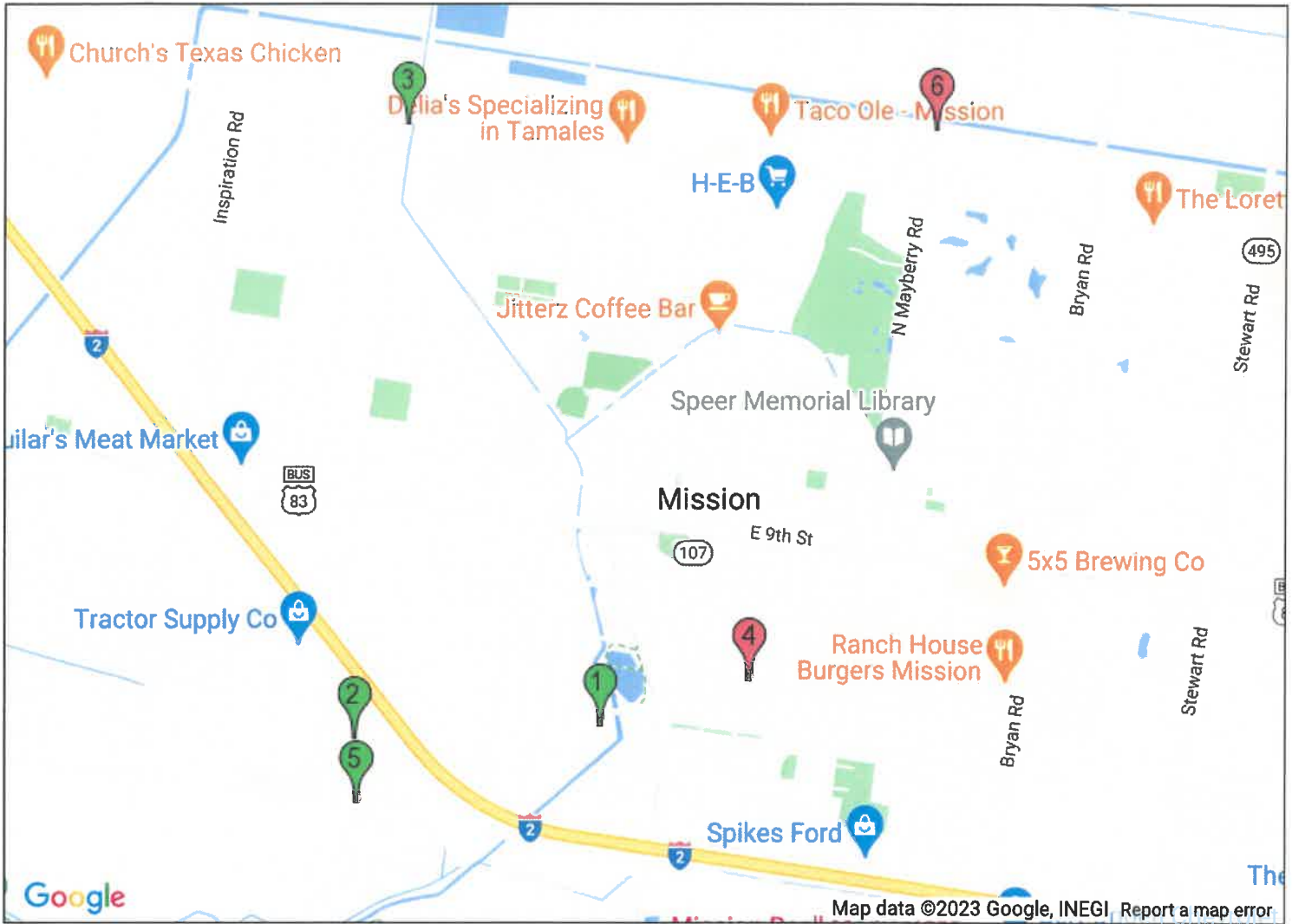
16 Glasscock Rd, Mission

Request #	Topic	Status	Date Entered	Expected Close	Assigned To	Description
3424	Animal Control	Open	08/15/2023	08/30/2023	Garza,Griselda	Loud Dog kept in backyard all day
3425	Animal Control	Open	08/15/2023	08/30/2023	Garza,Griselda	Big dog living on 3301 grand canal dr. is...
3462	Animal Control	Open	08/25/2023	09/09/2023	Garza,Griselda	Photo attached
3474	Animal Control	Open	08/28/2023	09/12/2023	Garza,Griselda	they have four dogs, should one household...
3476	Animal Control	Open	08/29/2023	09/13/2023	Garza,Griselda	this dog's are always lose and this morning...
3480	Animal Control	Open	08/30/2023	09/14/2023	Garza,Griselda	please pick up dead cat in the middle of the...
3486	Animal Control	Closed	08/31/2023		Garza,Griselda	cinemark theater the ceiling and air vents...



- 1 1431 East Santa Maria, Mission
- 2 1605 Terrace Dr, Mission
- 3 1913 E 21st St, Mission
- 4 2100 Crystal Dr, Mission
- 5 601 N Mayberry Rd, Mission
- 6 Balcones Dr, Mission

Request #	Topic	Status	Date Entered	Expected Close	Assigned To	Description
3389	Side Walk	Closed	08/08/2023		Diaz,Gabriel	sidewalk at castro elementary needs repair...
3395	Side Walk	Open	08/09/2023	08/14/2023	Diaz,Gabriel	sidewalk needs repairs before school starts....
3397	Side Walk	Open	08/09/2023	08/14/2023	Diaz,Gabriel	sidewalk on 1st needs repairs before school...
3398	Side Walk	Open	08/09/2023	08/14/2023	Diaz,Gabriel	on Citriana years back when the sidewalk was...
3418	Side Walk	Open	08/14/2023	08/19/2023	Diaz,Gabriel	school sidewalk is cracked needs repairs asap...



- 1 109 South Cummings Avenue, Mission
- 2 208 Carolina Ave, Mission
- 3 2161–2299 N Los Ebanos Rd, Mission
- 4 305 Oblate Avenue, Mission
- 5 327 Carolina Avenue, Mission
- 6 801 Briarwood Dr, Mission

MISSION FIRE DEPARTMENT

MONTHLY REPORTS

AUGUST 2023



“Dedicated to the Community we Protect... and Serve”

Mission Fire Department

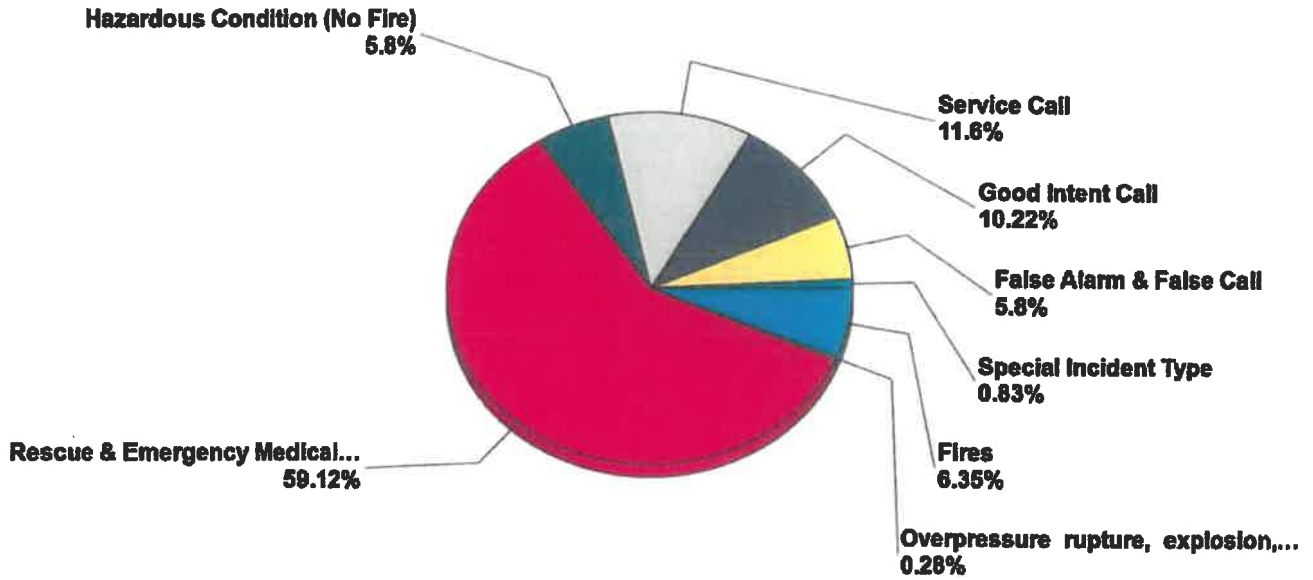
Mission, TX

This report was generated on 9/13/2023 11:55:06 AM



Breakdown by Major Incident Types for Date Range

Zone(s): All Zones | Start Date: 08/01/2023 | End Date: 08/31/2023



MAJOR INCIDENT TYPE	# INCIDENTS	% of TOTAL
Fires	23	6.35%
Overpressure rupture, explosion, overhear - no fire	1	0.28%
Rescue & Emergency Medical Service	214	59.12%
Hazardous Condition (No Fire)	21	5.8%
Service Call	42	11.6%
Good Intent Call	37	10.22%
False Alarm & False Call	21	5.8%
Special Incident Type	3	0.83%
TOTAL	362	100%

Only REVIEWED and/or LOCKED IMPORTED incidents are included. Summary results for a major incident type are not displayed if the count is zero.



emergencyreporting.com

Doc Id: 553

Page # 1 of 3

Detailed Breakdown by Incident Type

INCIDENT TYPE	# INCIDENTS	% of TOTAL
111 - Building fire	2	0.55%
113 - Cooking fire, confined to container	1	0.28%
118 - Trash or rubbish fire, contained	1	0.28%
123 - Fire in portable building, fixed location	1	0.28%
130 - Mobile property (vehicle) fire, other	1	0.28%
131 - Passenger vehicle fire	2	0.55%
140 - Natural vegetation fire, other	2	0.55%
142 - Brush or brush-and-grass mixture fire	2	0.55%
143 - Grass fire	5	1.38%
150 - Outside rubbish fire, other	1	0.28%
151 - Outside rubbish, trash or waste fire	2	0.55%
154 - Dumpster or other outside trash receptacle fire	3	0.83%
251 - Excessive heat, scorch burns with no ignition	1	0.28%
311 - Medical assist, assist EMS crew	16	4.42%
320 - Emergency medical service, other	10	2.76%
321 - EMS call, excluding vehicle accident with injury	170	46.96%
322 - Motor vehicle accident with injuries	13	3.59%
323 - Motor vehicle/pedestrian accident (MV Ped)	1	0.28%
324 - Motor vehicle accident with no injuries.	3	0.83%
331 - Lock-in (if lock out , use 511)	1	0.28%
411 - Gasoline or other flammable liquid spill	2	0.55%
412 - Gas leak (natural gas or LPG)	9	2.49%
413 - Oil or other combustible liquid spill	1	0.28%
440 - Electrical wiring/equipment problem, other	1	0.28%
441 - Heat from short circuit (wiring), defective/worn	1	0.28%
442 - Overheated motor	1	0.28%
444 - Power line down	2	0.55%
445 - Arcing, shorted electrical equipment	4	1.1%
500 - Service Call, other	2	0.55%
510 - Person in distress, other	1	0.28%
520 - Water problem, other	2	0.55%
522 - Water or steam leak	1	0.28%
541 - Animal problem	3	0.83%
542 - Animal rescue	1	0.28%
550 - Public service assistance, other	3	0.83%
551 - Assist police or other governmental agency	4	1.1%
552 - Police matter	3	0.83%
553 - Public service	4	1.1%
554 - Assist invalid	13	3.59%
561 - Unauthorized burning	4	1.1%
571 - Cover assignment, standby, moveup	1	0.28%
600 - Good intent call, other	3	0.83%
611 - Dispatched & cancelled en route	11	3.04%
621 - Wrong location	1	0.28%
622 - No incident found on arrival at dispatch address	18	4.97%
631 - Authorized controlled burning	1	0.28%
650 - Steam, other gas mistaken for smoke, other	1	0.28%
651 - Smoke scare, odor of smoke	2	0.55%
730 - System malfunction, other	2	0.55%
733 - Smoke detector activation due to malfunction	5	1.38%
735 - Alarm system sounded due to malfunction	1	0.28%
740 - Unintentional transmission of alarm, other	4	1.1%
743 - Smoke detector activation, no fire - unintentional	6	1.66%
744 - Detector activation, no fire - unintentional	1	0.28%
745 - Alarm system activation, no fire - unintentional	2	0.55%

Only REVIEWED and/or LOCKED IMPORTED incidents are included. Summary results for a major incident type are not displayed if the count is zero.



Detailed Breakdown by Incident Type

INCIDENT TYPE	# INCIDENTS	% of TOTAL
900 - Special type of incident, other	2	0.55%
911 - Citizen complaint	1	0.28%
TOTAL INCIDENTS:	362	100%

Only REVIEWED and/or LOCKED IMPORTED incidents are included. Summary results for a major incident type are not displayed if the count is zero.



Mission Fire Department

Mission, TX

This report was generated on 9/13/2023 11:55:52 AM



Incident Type Count per Station for Date Range

Start Date: 08/01/2023 | End Date: 08/31/2023

INCIDENT TYPE	# INCIDENTS
Station: 1 - CENTRAL	
111 - Building fire	1
140 - Natural vegetation fire, other	1
311 - Medical assist, assist EMS crew	1
320 - Emergency medical service, other	7
321 - EMS call, excluding vehicle accident with injury	58
322 - Motor vehicle accident with injuries	4
412 - Gas leak (natural gas or LPG)	4
440 - Electrical wiring/equipment problem, other	1
442 - Overheated motor	1
444 - Power line down	1
445 - Arcing, shorted electrical equipment	1
500 - Service Call, other	2
550 - Public service assistance, other	1
552 - Police matter	2
553 - Public service	1
554 - Assist invalid	5
600 - Good intent call, other	2
611 - Dispatched & cancelled en route	2
621 - Wrong location	1
622 - No incident found on arrival at dispatch address	2
651 - Smoke scare, odor of smoke	1
733 - Smoke detector activation due to malfunction	3
740 - Unintentional transmission of alarm, other	1
743 - Smoke detector activation, no fire - unintentional	1
744 - Detector activation, no fire - unintentional	1
900 - Special type of incident, other	2
911 - Citizen complaint	1
# Incidents for 1 - Central:	108
Station: 2 - STATION 2	
113 - Cooking fire, confined to container	1
118 - Trash or rubbish fire, contained	1
130 - Mobile property (vehicle) fire, other	1
131 - Passenger vehicle fire	1
140 - Natural vegetation fire, other	1
143 - Grass fire	2

Only REVIEWED incidents included.



INCIDENT TYPE	# INCIDENTS
154 - Dumpster or other outside trash receptacle fire	2
311 - Medical assist, assist EMS crew	6
320 - Emergency medical service, other	1
321 - EMS call, excluding vehicle accident with injury	45
322 - Motor vehicle accident with injuries	1
324 - Motor vehicle accident with no injuries.	1
412 - Gas leak (natural gas or LPG)	2
445 - Arcing, shorted electrical equipment	3
510 - Person in distress, other	1
541 - Animal problem	1
550 - Public service assistance, other	1
551 - Assist police or other governmental agency	1
552 - Police matter	1
553 - Public service	2
554 - Assist invalid	5
561 - Unauthorized burning	1
600 - Good intent call, other	1
611 - Dispatched & cancelled en route	5
651 - Smoke scare, odor of smoke	1
735 - Alarm system sounded due to malfunction	1
740 - Unintentional transmission of alarm, other	2
743 - Smoke detector activation, no fire - unintentional	1
# Incidents for 2 - Station 2:	92

Station: 3 - STATION 3

151 - Outside rubbish, trash or waste fire	1
154 - Dumpster or other outside trash receptacle fire	1
320 - Emergency medical service, other	2
321 - EMS call, excluding vehicle accident with injury	23
322 - Motor vehicle accident with injuries	5
331 - Lock-in (if lock out , use 511)	1
411 - Gasoline or other flammable liquid spill	1
412 - Gas leak (natural gas or LPG)	2
441 - Heat from short circuit (wiring), defective/worn	1
444 - Power line down	1
520 - Water problem, other	2
522 - Water or steam leak	1
550 - Public service assistance, other	1
553 - Public service	1
554 - Assist invalid	2
571 - Cover assignment, standby, moveup	1
611 - Dispatched & cancelled en route	1
622 - No incident found on arrival at dispatch address	5
631 - Authorized controlled burning	1

Only REVIEWED incidents included.



INCIDENT TYPE	# INCIDENTS
733 - Smoke detector activation due to malfunction	1
743 - Smoke detector activation, no fire - unintentional	2
# Incidents for 3 - Station 3:	56

Station: 4 - STATION 4

123 - Fire in portable building, fixed location	1
142 - Brush or brush-and-grass mixture fire	1
143 - Grass fire	1
150 - Outside rubbish fire, other	1
151 - Outside rubbish, trash or waste fire	1
251 - Excessive heat, scorch burns with no ignition	1
311 - Medical assist, assist EMS crew	8
321 - EMS call, excluding vehicle accident with Injury	30
322 - Motor vehicle accident with injuries	2
324 - Motor vehicle accident with no injuries.	1
411 - Gasoline or other flammable liquid spill	1
412 - Gas leak (natural gas or LPG)	1
541 - Animal problem	2
542 - Animal rescue	1
551 - Assist police or other governmental agency	3
561 - Unauthorized burning	1
611 - Dispatched & cancelled en route	2
622 - No incident found on arrival at dispatch address	6
650 - Steam, other gas mistaken for smoke, other	1
730 - System malfunction, other	2
733 - Smoke detector activation due to malfunction	1
740 - Unintentional transmission of alarm, other	1
743 - Smoke detector activation, no fire - unintentional	1
# Incidents for 4 - Station 4:	70

Station: 5 - STATION 5

111 - Building fire	1
131 - Passenger vehicle fire	1
142 - Brush or brush-and-grass mixture fire	1
143 - Grass fire	2
311 - Medical assist, assist EMS crew	1
321 - EMS call, excluding vehicle accident with Injury	14
322 - Motor vehicle accident with injuries	1
323 - Motor vehicle/pedestrian accident (MV Ped)	1
324 - Motor vehicle accident with no injuries.	1
413 - Oil or other combustible liquid spill	1
554 - Assist Invalid	1
561 - Unauthorized burning	2
611 - Dispatched & cancelled en route	1

Only REVIEWED Incidents included.



INCIDENT TYPE	# INCIDENTS
622 - No incident found on arrival at dispatch address	5
743 - Smoke detector activation, no fire - unintentional	1
745 - Alarm system activation, no fire - unintentional	2
# Incidents for 5 - Station 5:	36

Only REVIEWED incidents included.



Mission Fire Department

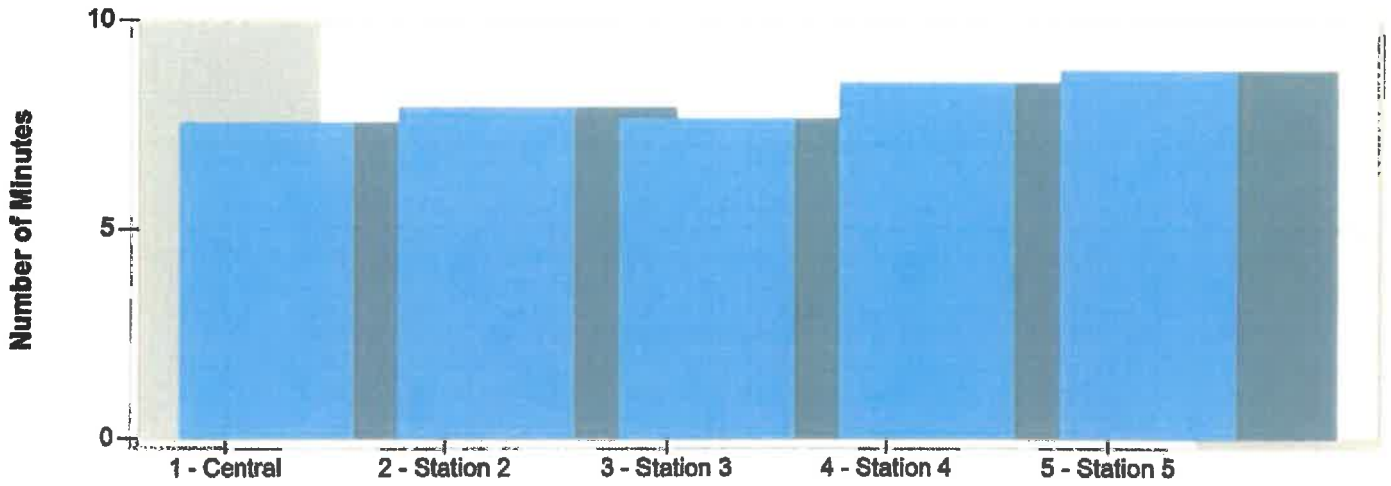
Mission, TX

This report was generated on 9/13/2023 1:17:37 PM



Average Response Time per Station for Date Range

Start Date: 08/01/2023 | End Date: 08/31/2023



STATION	AVERAGE RESPONSE MM:SS (Dispatch to Arrived)
1 - Central	7:33
2 - Station 2	7:55
3 - Station 3	7:38
4 - Station 4	8:30
5 - Station 5	8:48

AVERAGE RESPONSE TIME calculated from the average time difference between DISPATCH and ARRIVED times on Basic Info 4. Only REVIEWED incidents included.



Mission Fire Department

Mission, TX

This report was generated on 9/13/2023 1:18:19 PM



Count of Overlapping Incidents for Date Range

Start Date: 08/01/2023 | End Date: 08/31/2023

# OVERLAPPING	% OVERLAPPING	TOTAL
187	51.66	362

OVERLAPPING INCIDENT DETAILS					
ALARM	CLEAR/CANCEL	INCIDENT #	INCIDENT TYPE	STATION	ZONE
8/1/2023					
8/1/2023 2:43:00 PM	8/1/2023 3:35:00 PM	2023-2502	131	Station 5	
8/1/2023 2:47:00 PM	8/1/2023 3:04:00 PM	2023-2503	321	Central	
8/1/2023 3:01:00 PM	8/1/2023 6:47:00 PM	2023-2504	551	Station 4	
8/1/2023 5:19:00 PM	8/1/2023 5:57:00 PM	2023-2505	322	Station 3	
8/1/2023 6:33:00 PM	8/1/2023 6:49:00 PM	2023-2506	321	Central	
8/2/2023					
8/2/2023 3:39:00 AM	8/2/2023 4:06:00 AM	2023-2509	321	Central	
8/2/2023 4:02:00 AM	8/2/2023 4:35:00 AM	2023-2510	321	Station 5	
8/2/2023 11:41:00 AM	8/2/2023 1:48:00 PM	2023-2511	571	Station 3	
8/2/2023 12:03:00 PM	8/2/2023 12:24:00 PM	2023-2512	541	Station 4	
8/2/2023 1:15:00 PM	8/2/2023 1:27:00 PM	2023-2517	321	Station 3	
8/2/2023 1:47:00 PM	8/2/2023 2:00:00 PM	2023-2518	321	Station 5	
8/2/2023 7:54:00 PM	8/2/2023 8:23:00 PM	2023-2515	510	Station 2	
8/2/2023 8:15:00 PM	8/2/2023 8:30:00 PM	2023-2516	321	Central	
8/3/2023					
8/3/2023 1:35:00 AM	8/3/2023 1:56:00 AM	2023-2520	324	Station 2	
8/3/2023 1:38:00 AM	8/3/2023 2:09:00 AM	2023-2521	321	Station 5	
8/3/2023 1:22:00 PM	8/3/2023 3:18:00 PM	2023-2526	551	Station 2	
8/3/2023 3:00:00 PM	8/3/2023 3:44:00 PM	2023-2527	113	Station 2	
8/3/2023 5:35:00 PM	8/3/2023 5:46:00 PM	2023-2528	412	Station 2	
8/3/2023 5:44:00 PM	8/3/2023 6:05:00 PM	2023-2529	321	Station 5	
8/6/2023					
8/6/2023 5:31:00 AM	8/6/2023 5:51:00 AM	2023-2545	321	Station 2	
8/6/2023 5:50:00 AM	8/6/2023 6:13:00 AM	2023-2546	321	Station 4	
8/6/2023 12:43:00 PM	8/6/2023 2:29:00 PM	2023-2550	142	Station 4	
8/6/2023 1:50:00 PM	8/6/2023 2:07:00 PM	2023-2551	320	Station 2	District 2
8/6/2023 4:06:00 PM	8/6/2023 7:22:00 PM	2023-2553	111	Station 5	
8/6/2023 4:47:00 PM	8/6/2023 6:20:00 PM	2023-2554	445	Central	
8/6/2023 5:29:00 PM	8/6/2023 5:47:00 PM	2023-2555	321	Central	
8/6/2023 6:11:00 PM	8/6/2023 6:24:00 PM	2023-2556	500	Central	
8/6/2023 6:35:00 PM	8/6/2023 6:51:00 PM	2023-2557	311	Central	District 2
8/6/2023 10:40:00 PM	8/6/2023 10:58:00 PM	2023-2560	541	Station 4	

Percentage of incidents overlapping from total incidents in month, year. Compared incident time range as either Alarm to Cancel or Alarm to Clear for incidents that have either Cancel or Clear time recorded. Reviewed calls only. Group by date. Displays date, incident number, incident type (numeric only), zone, and station.

OVERLAPPING INCIDENT DETAILS

ALARM	CLEAR/CANCEL	INCIDENT #	INCIDENT TYPE	STATION	ZONE
8/6/2023 10:53:00 PM	8/6/2023 11:23:00 PM	2023-2561	321	Central	
8/6/2023 11:13:00 PM	8/6/2023 11:34:00 PM	2023-2562	321	Station 4	
8/6/2023 11:26:00 PM	8/6/2023 11:50:00 PM	2023-2563	322	Central	
8/7/2023					
8/7/2023 7:38:00 AM	8/7/2023 8:04:00 AM	2023-2566	321	Central	
8/7/2023 7:42:00 AM	8/7/2023 8:10:00 AM	2023-2567	251	Station 4	
8/7/2023 8:07:00 AM	8/7/2023 8:19:00 AM	2023-2568	140	Station 2	
8/7/2023 12:48:00 PM	8/7/2023 1:37:00 PM	2023-2572	444	Station 3	
8/7/2023 12:49:00 PM	8/7/2023 1:19:00 PM	2023-2571	321	Station 2	
8/7/2023 1:37:00 PM	8/7/2023 1:43:00 PM	2023-2573	622	Station 4	
8/7/2023 5:24:00 PM	8/7/2023 8:10:00 PM	2023-2575	143	Station 4	
8/7/2023 6:10:00 PM	8/7/2023 6:34:00 PM	2023-2576	322	Station 2	
8/7/2023 7:36:00 PM	8/7/2023 7:39:00 PM	2023-2577	611	Station 5	
8/8/2023					
8/8/2023 1:04:00 AM	8/8/2023 1:29:00 AM	2023-2578	311	Station 4	
8/8/2023 1:09:00 AM	8/8/2023 1:38:00 AM	2023-2579	321	Station 2	
8/8/2023 2:51:00 PM	8/8/2023 6:00:00 PM	2023-2581	150	Station 4	
8/8/2023 4:30:00 PM	8/8/2023 4:49:00 PM	2023-2582	554	Station 3	
8/8/2023 4:56:00 PM	8/8/2023 5:20:00 PM	2023-2583	442	Central	
8/8/2023 5:43:00 PM	8/8/2023 6:00:00 PM	2023-2584	311	Station 2	District 2
8/8/2023 10:52:00 PM	8/9/2023 5:06:00 AM	2023-2586	111	Central	
8/9/2023					
8/9/2023 4:40:00 AM	8/9/2023 5:16:00 AM	2023-2588	733	Central	
8/9/2023 11:54:00 AM	8/9/2023 12:13:00 PM	2023-2591	550	Station 3	
8/9/2023 12:05:00 PM	8/9/2023 12:13:00 PM	2023-2592	311	Station 4	
8/10/2023					
8/10/2023 1:36:00 PM	8/10/2023 2:09:00 PM	2023-2601	321	Station 3	
8/10/2023 2:01:00 PM	8/10/2023 9:22:00 PM	2023-2602	143	Station 5	
8/10/2023 2:49:00 PM	8/10/2023 3:11:00 PM	2023-2603	622	Station 5	
8/10/2023 4:33:00 PM	8/10/2023 5:04:00 PM	2023-2604	321	Central	
8/10/2023 6:00:00 PM	8/10/2023 7:32:00 PM	2023-2605	320	Central	
8/10/2023 7:11:00 PM	8/10/2023 7:30:00 PM	2023-2606	321	Station 3	
8/10/2023 9:12:00 PM	8/10/2023 9:25:00 PM	2023-2607	611	Station 2	
8/11/2023					
8/11/2023 7:26:00 AM	8/11/2023 7:42:00 AM	2023-2612	321	Station 2	
8/11/2023 7:35:00 AM	8/14/2023 8:05:00 AM	2023-2613	554	Central	
8/11/2023 8:21:00 AM	8/11/2023 8:38:00 AM	2023-2614	321	Station 2	
8/11/2023 1:32:00 PM	8/11/2023 2:06:00 PM	2023-2615	321	Station 5	
8/11/2023 2:16:00 PM	8/11/2023 2:35:00 PM	2023-2616	744	Central	
8/11/2023 5:11:00 PM	8/11/2023 5:24:00 PM	2023-2617	321	Station 4	
8/11/2023 8:58:00 PM	8/11/2023 9:26:00 PM	2023-2618	321	Station 3	
8/11/2023 9:38:00 PM	8/11/2023 10:04:00 PM	2023-2619	321	Station 4	
8/11/2023 10:05:00 PM	8/11/2023 10:22:00 PM	2023-2620	321	Station 2	

Percentage of incidents overlapping from total incidents in month, year. Compared incident time range as either Alarm to Cancel or Alarm to Clear for incidents that have either Cancel or Clear time recorded. Reviewed calls only. Group by date. Displays date, incident number, incident type (numeric only), zone, and station.



OVERLAPPING INCIDENT DETAILS

ALARM	CLEAR/CANCEL	INCIDENT #	INCIDENT TYPE	STATION	ZONE
8/11/2023 11:28:00 PM	8/11/2023 11:57:00 PM	2023-2621	323	Station 5	
8/11/2023 11:45:00 PM	8/12/2023 11:45:00 PM	2023-2633	611	Station 3	
8/12/2023					
8/12/2023 2:25:00 AM	8/12/2023 2:57:00 AM	2023-2622	311	Station 5	
8/12/2023 8:47:00 AM	8/12/2023 8:58:00 AM	2023-2623	321	Station 4	
8/12/2023 1:26:00 PM	8/12/2023 2:18:00 PM	2023-2624	130	Station 2	
8/12/2023 4:29:00 PM	8/12/2023 4:50:00 PM	2023-2626	321	Central	
8/12/2023 4:36:00 PM	8/12/2023 5:00:00 PM	2023-2625	321	Station 2	
8/12/2023 6:42:00 PM	8/12/2023 6:53:00 PM	2023-2627	740	Station 2	
8/12/2023 7:15:00 PM	8/12/2023 7:38:00 PM	2023-2628	321	Station 2	
8/12/2023 8:55:00 PM	8/12/2023 9:15:00 PM	2023-2629	321	Station 2	
8/12/2023 9:27:00 PM	8/12/2023 9:39:00 PM	2023-2630	651	Central	
8/12/2023 11:17:00 PM	8/12/2023 11:34:00 PM	2023-2631	311	Station 4	
8/12/2023 11:39:00 PM	8/12/2023 11:52:00 PM	2023-2632	321	Station 2	
8/13/2023					
8/13/2023 2:16:00 AM	8/13/2023 2:47:00 AM	2023-2634	911	Central	
8/13/2023 9:03:00 AM	8/13/2023 9:34:00 AM	2023-2635	321	Central	
8/13/2023 9:45:00 AM	8/13/2023 10:03:00 AM	2023-2636	321	Central	
8/13/2023 9:53:00 AM	8/13/2023 10:58:00 AM	2023-2637	622	Station 5	
8/13/2023 10:15:00 AM	8/13/2023 10:46:00 AM	2023-2638	321	Station 4	
8/13/2023 10:27:00 AM	8/13/2023 10:51:00 AM	2023-2639	321	Central	
8/13/2023 1:27:00 PM	8/13/2023 1:55:00 PM	2023-2640	321	Station 4	
8/13/2023 1:31:00 PM	8/13/2023 1:54:00 PM	2023-2641	553	Station 2	District 2
8/13/2023 1:51:00 PM	8/13/2023 2:30:00 PM	2023-2642	321	Central	
8/13/2023 2:00:00 PM	8/13/2023 2:26:00 PM	2023-2643	321	Station 4	
8/13/2023 3:56:00 PM	8/13/2023 4:25:00 PM	2023-2644	321	Station 3	
8/13/2023 4:08:00 PM	8/13/2023 4:30:00 PM	2023-2645	321	Central	
8/13/2023 4:23:00 PM	8/13/2023 4:50:00 PM	2023-2646	321	Station 4	
8/13/2023 7:01:00 PM	8/13/2023 7:16:00 PM	2023-2647	321	Central	
8/13/2023 7:43:00 PM	8/13/2023 8:35:00 PM	2023-2648	123	Station 4	
8/13/2023 8:39:00 PM	8/13/2023 9:05:00 PM	2023-2649	321	Station 5	
8/13/2023 10:24:00 PM	8/13/2023 10:42:00 PM	2023-2650	554	Station 5	
8/13/2023 10:49:00 PM	8/13/2023 11:12:00 PM	2023-2651	321	Central	
8/13/2023 10:54:00 PM	8/13/2023 11:18:00 PM	2023-2652	311	Station 2	District 2
8/14/2023					
8/14/2023 2:05:00 PM	8/14/2023 4:22:00 PM	2023-2653	551	Station 4	
8/14/2023 3:15:00 PM	8/14/2023 3:52:00 PM	2023-2654	321	Central	
8/14/2023 5:51:00 PM	8/14/2023 6:55:00 PM	2023-2655	320	Station 3	
8/14/2023 6:00:00 PM	8/14/2023 6:40:00 PM	2023-2656	321	Central	
8/14/2023 9:14:00 PM	8/14/2023 10:05:00 PM	2023-2659	321	Central	
8/14/2023 9:34:00 PM	8/14/2023 9:56:00 PM	2023-2660	321	Station 2	
8/14/2023 9:43:00 PM	8/14/2023 10:13:00 PM	2023-2661	321	Station 4	
8/14/2023 9:51:00 PM	8/14/2023 10:23:00 PM	2023-2662	321	Station 3	

Percentage of incidents overlapping from total incidents in month, year. Compared incident time range as either Alarm to Cancel or Alarm to Clear for incidents that have either Cancel or Clear time recorded. Reviewed calls only. Group by date. Displays date, incident number, incident type (numeric only), zone, and station.

OVERLAPPING INCIDENT DETAILS

ALARM	CLEAR/CANCEL	INCIDENT #	INCIDENT TYPE	STATION	ZONE
8/14/2023 10:08:00 PM	8/14/2023 10:14:00 PM	2023-2663	740	Central	
8/14/2023 10:20:00 PM	8/14/2023 10:39:00 PM	2023-2664	154	Station 2	
8/15/2023					
8/15/2023 4:03:00 PM	8/15/2023 4:23:00 PM	2023-2671	440	Central	
8/15/2023 4:20:00 PM	8/15/2023 4:53:00 PM	2023-2672	441	Station 3	
8/15/2023 5:26:00 PM	8/15/2023 6:27:00 PM	2023-2673	321	Station 5	
8/15/2023 5:35:00 PM	8/15/2023 6:40:00 PM	2023-2674	131	Station 2	
8/15/2023 6:53:00 PM	8/15/2023 7:38:00 PM	2023-2675	322	Station 3	
8/15/2023 7:00:00 PM	8/15/2023 7:18:00 PM	2023-2676	321	Station 4	
8/16/2023					
8/16/2023 10:27:00 AM	8/16/2023 10:50:00 AM	2023-2680	321	Station 2	
8/16/2023 10:30:00 AM	8/16/2023 10:41:00 AM	2023-2681	631	Station 3	
8/16/2023 8:01:00 PM	8/16/2023 8:32:00 PM	2023-2684	321	Station 2	
8/16/2023 8:25:00 PM	8/16/2023 8:38:00 PM	2023-2685	622	Station 3	
8/17/2023					
8/17/2023 1:38:00 PM	8/17/2023 2:08:00 PM	2023-2690	321	Station 3	
8/17/2023 1:39:00 PM	8/17/2023 2:48:00 PM	2023-2691	321	Central	
8/17/2023 2:17:00 PM	8/17/2023 2:39:00 PM	2023-2692	321	Station 3	
8/17/2023 6:01:00 PM	8/17/2023 6:30:00 PM	2023-2696	321	Station 3	
8/17/2023 6:10:00 PM	8/17/2023 6:30:00 PM	2023-2697	154	Station 2	District 3
8/18/2023					
8/18/2023 10:53:00 AM	8/18/2023 11:10:00 AM	2023-2704	743	Station 3	
8/18/2023 11:02:00 AM	8/18/2023 11:25:00 AM	2023-2705	321	Station 4	
8/18/2023 11:10:00 AM	8/18/2023 11:35:00 AM	2023-2706	321	Central	
8/18/2023 9:33:00 PM	8/18/2023 10:08:00 PM	2023-2711	321	Central	
8/18/2023 9:43:00 PM	8/18/2023 10:10:00 PM	2023-2712	321	Station 2	
8/18/2023 10:07:00 PM	8/18/2023 10:26:00 PM	2023-2713	321	Station 4	
8/19/2023					
8/19/2023 11:12:00 AM	8/19/2023 11:26:00 AM	2023-2718	320	Central	
8/19/2023 11:24:00 AM	8/19/2023 12:13:00 PM	2023-2719	550	Station 2	
8/19/2023 11:48:00 AM	8/19/2023 12:28:00 PM	2023-2720	321	Station 4	
8/19/2023 11:52:00 AM	8/19/2023 12:03:00 PM	2023-2721	622	Station 5	
8/19/2023 4:27:00 PM	8/19/2023 5:04:00 PM	2023-2724	321	Station 3	
8/19/2023 4:49:00 PM	8/19/2023 5:12:00 PM	2023-2725	321	Station 2	
8/19/2023 5:12:00 PM	8/19/2023 5:24:00 PM	2023-2726	321	Station 2	
8/21/2023					
8/21/2023 5:40:00 AM	8/21/2023 6:16:00 AM	2023-2739	322	Station 4	
8/21/2023 5:55:00 AM	8/21/2023 6:18:00 AM	2023-2740	321	Central	
8/23/2023					
8/23/2023 4:52:00 PM	8/23/2023 5:07:00 PM	2023-2761	321	Station 2	
8/23/2023 4:59:00 PM	8/23/2023 5:06:00 PM	2023-2760	321	Station 4	
8/23/2023 10:51:00 PM	8/24/2023 12:43:00 AM	2023-2764	520	Station 3	

Percentage of incidents overlapping from total incidents in month, year. Compared incident time range as either Alarm to Cancel or Alarm to Clear for incidents that have either Cancel or Clear time recorded. Reviewed calls only. Group by date. Displays date, incident number, incident type (numeric only), zone, and station.

OVERLAPPING INCIDENT DETAILS

ALARM	CLEAR/CANCEL	INCIDENT #	INCIDENT TYPE	STATION	ZONE
8/24/2023					
8/24/2023 12:41:00 AM	8/24/2023 1:14:00 AM	2023-2765	321	Station 2	
8/24/2023 8:13:00 PM	8/24/2023 8:32:00 PM	2023-2777	622	Station 3	
8/24/2023 8:20:00 PM	8/24/2023 8:33:00 PM	2023-2778	143	Station 2	
8/24/2023 8:23:00 PM	8/24/2023 8:35:00 PM	2023-2779	444	Central	
8/24/2023 9:05:00 PM	8/24/2023 9:38:00 PM	2023-2780	321	Station 4	
8/24/2023 9:28:00 PM	8/24/2023 10:34:00 PM	2023-2781	322	Central	
8/25/2023					
8/25/2023 9:20:00 PM	8/25/2023 9:46:00 PM	2023-2792	321	Station 2	
8/25/2023 9:25:00 PM	8/25/2023 9:51:00 PM	2023-2793	311	Station 4	
8/25/2023 10:37:00 PM	8/25/2023 11:06:00 PM	2023-2794	321	Central	
8/25/2023 10:39:00 PM	8/25/2023 10:47:00 PM	2023-2795	622	Central	
8/26/2023					
8/26/2023 7:23:00 PM	8/26/2023 7:41:00 PM	2023-2800	321	Central	
8/26/2023 7:33:00 PM	8/26/2023 7:45:00 PM	2023-2801	743	Station 3	
8/26/2023 7:39:00 PM	8/26/2023 8:09:00 PM	2023-2802	321	Central	
8/27/2023					
8/27/2023 2:38:00 PM	8/27/2023 3:02:00 PM	2023-2805	321	Station 2	
8/27/2023 2:50:00 PM	8/27/2023 3:13:00 PM	2023-2806	321	Station 4	
8/27/2023 3:03:00 PM	8/27/2023 3:23:00 PM	2023-2807	553	Station 3	District 3
8/27/2023 3:11:00 PM	8/27/2023 3:39:00 PM	2023-2808	321	Central	
8/27/2023 8:17:00 PM	8/27/2023 8:43:00 PM	2023-2812	600	Station 2	
8/27/2023 8:22:00 PM	8/27/2023 8:36:00 PM	2023-2813	321	Station 5	
8/27/2023 9:12:00 PM	8/27/2023 9:30:00 PM	2023-2814	321	Station 4	
8/27/2023 9:22:00 PM	8/27/2023 9:34:00 PM	2023-2815	412	Central	
8/28/2023					
8/28/2023 1:35:00 PM	8/28/2023 1:54:00 PM	2023-2825	321	Station 2	District 2
8/28/2023 1:50:00 PM	8/28/2023 2:43:00 PM	2023-2826	321	Station 2	District 2
8/28/2023 2:23:00 PM	8/28/2023 3:04:00 PM	2023-2827	322	Central	
8/28/2023 3:42:00 PM	8/28/2023 4:25:00 PM	2023-2828	143	Station 2	District 2
8/28/2023 4:09:00 PM	8/28/2023 4:30:00 PM	2023-2829	321	Central	
8/28/2023 4:19:00 PM	8/28/2023 4:37:00 PM	2023-2830	324	Station 5	
8/30/2023					
8/30/2023 10:27:00 AM	8/30/2023 10:54:00 AM	2023-2845	321	Station 3	
8/30/2023 10:40:00 AM	8/30/2023 11:07:00 AM	2023-2846	320	Central	
8/30/2023 10:52:00 AM	8/30/2023 11:12:00 AM	2023-2847	321	Station 2	
8/30/2023 10:02:00 PM	8/31/2023 4:23:00 AM	2023-2852	412	Central	
8/30/2023 10:19:00 PM	8/30/2023 10:34:00 PM	2023-2853	321	Station 4	
8/30/2023 10:24:00 PM	8/30/2023 10:57:00 PM	2023-2854	321	Station 2	
8/31/2023					
8/31/2023 12:15:00 AM	8/31/2023 1:15:00 AM	2023-2855	321	Station 5	
8/31/2023 2:54:00 AM	8/31/2023 3:22:00 AM	2023-2856	730	Station 4	

Percentage of incidents overlapping from total incidents in month, year. Compared incident time range as either Alarm to Cancel or Alarm to Clear for incidents that have either Cancel or Clear time recorded. Reviewed calls only. Group by date. Displays date, incident number, incident type (numeric only), zone, and station.

OVERLAPPING INCIDENT DETAILS

ALARM	CLEAR/CANCEL	INCIDENT #	INCIDENT TYPE	STATION	ZONE
8/31/2023 3:11:00 AM	8/31/2023 3:21:00 AM	2023-2857	554	Central	
8/31/2023 3:51:00 AM	8/31/2023 4:11:00 AM	2023-2858	740	Station 4	
8/31/2023 9:54:00 AM	8/31/2023 1:13:00 PM	2023-2859	412	Station 4	
8/31/2023 12:16:00 PM	8/31/2023 12:20:00 PM	2023-2860	611	Station 2	District 2
8/31/2023 12:21:00 PM	8/31/2023 12:53:00 PM	2023-2861	552	Central	
8/31/2023 12:45:00 PM	8/31/2023 1:10:00 PM	2023-2862	311	Station 2	District 2
8/31/2023 6:06:00 PM	8/31/2023 6:30:00 PM	2023-2865	311	Station 2	District 2
8/31/2023 6:13:00 PM	8/31/2023 6:47:00 PM	2023-2866	542	Station 4	
8/31/2023 6:57:00 PM	8/31/2023 7:22:00 PM	2023-2867	552	Station 2	District 2
8/31/2023 7:11:00 PM	8/31/2023 7:39:00 PM	2023-2868	622	Station 4	

Percentage of incidents overlapping from total incidents in month,year. Compared incident time range as either Alarm to Cancel or Alarm to Clear for incidents that have either Cancel or Clear time recorded. Reviewed calls only. Group by date. Displays date, incident number, incident type (numeric only), zone, and station.





Mission Fire Department

Career Development Division

Monthly Report for August 2023

To: Adrian Garcia, Fire Chief

From: Richard A. Cruz, Deputy Chief

Re: Career Development Division Report for August 2023

The training topics for the month were Ethics in EMS for the EMS portion, and Portable Fire Extinguishers for the Fire portion. Each topic counts for 2 hours of continuing education hours for the yearly total. The trainings were posted on our online Training software and each personnel completed the trainings on their assigned shift days.

EMS training has been our top priority this month. We have been training around the clock to keep our skills sharp. We have been utilizing our newly purchased training equipment to be able to perform hands-on skills and train.

This month, three of our staff members who are already Emergency Medical Technicians at the Basic level, completed their six-month Paramedic course that was being held in Mercedes, TX. These students have completed all requirements set forth by the National Registry of Emergency Medical Technicians for course completion. The students will be testing for their certification later this month.

At the beginning of the month, several of our personnel attended several Active Attack Integrated Response courses. One was hosted by Texas DPS and the other two were hosted by McAllen ISD Police Department. We had personnel from our Prevention division and Suppression division attend both courses. The purpose of this course is to learn how to work and integrate with law enforcement in active attack situations. Classes like this help us work better together in the event of real time emergencies.

Several of our medics attended a Certified Ambulance Documentation Specialist course that was held in Pharr, TX. This course serves as the national standard for patient care reporting. With this, our crews can better document their patient assessments and patient care reports.

This month, the CDD was very involved in the Regional Fire Academy teaching several classes throughout the month. These included, Flood Awareness, Search and Rescue, Firefighter Survival, and Rapid Intervention Teams. We also assisted with Live Fire training at the Edinburg training facility for the cadets. Our Special Ops crew also hosted a Flood Awareness course for the Hidalgo County Sheriff's office SWAT team.

We had a Fire Ground Hydraulics class for all of our current fire apparatus driver/operators and our firefighters who act up in that capacity as well. This course covered theoretical principles as well as practical application as well. Classes like these helps keep our crews keep their skills sharp while operating at a fire scene.

At the end of the month, we had all of our Command Staff and some company officers attend an "Aggressive Command" leadership course in Pharr, TX. This course covered different tactics

"Train Like Your Life Depends on it...Because It Does!"

Incident Commanders can use while operating at emergency scenes. The instructors showed how to use our resources to their fullest capabilities at different scenarios.

Crews at their respective stations also have been doing in-service training as single-engine companies. Training has included: SCBA's, search and rescue, rescue equipment familiarization, ropes and knots, pumping fire apparatus, hose practices, ladders, and other topics.

Training Hours for August 2023 - TOTAL: 341.25

Fire: 279 hours
Classroom/Online: 32.5 hours
Hands-On/Skills: 198.5 hours Drone: 48 hours
EMS: 62.25 hours
Special Ops: 0 hours
Haz-Mat: 0 hours

Training Hours for Year-to-Date 2023 - TOTAL: 10,511.25

Fire: 4,255.5 hours
Classroom/Online: 531 hours
Hands-On/Skills: 3,568.5 hours Drone: 133 hours
EMS: 5,564.75 hours
Special Ops: 78 hours
Haz-Mat: 616 hours

Respectfully,



Richard A. Cruz
Deputy Chief
Career Development Division

“Train Like Your Life Depends on it...Because It Does!”

MISSION FIRE DEPARTMENT

Emergency Ambulance Response Report

AUGUST 2023



Dedicated to the Community we Protect... and Serve”



Previous Month ▾ Aug 1, 2023 - Aug 31, 2023 ▾

Counts % Rows % Columns All

Week Ending	8/6/23	8/13/23	8/20/23	8/27/23	9/3/23	9/10/23	9/17/23	9/24/23	10/1/23	10/8/23	10/15/23	10/22/23	10/29/23	Total
Abdominal Pain	1.14%			2.27%	0.57%									3.98%
Acute Respiratory Distress (Dyspnea)	1.14%	0.57%	1.7%	1.14%	0.57%									5.11%
Alcohol use		0.57%												0.57%
Altered Mental Status	0.57%	0.57%	0.57%		0.57%									2.27%
Anxiety reaction/Emot... upset	0.57%	0.57%	0.57%											1.7%
Back Pain	0.57%	1.14%	1.14%	0.57%										3.41%
Cardiac arrest			0.57%											0.57%
Cardiac arrhythmia/dy..			0.57%											0.57%
Chest Pain / Discomfort	0.57%	0.57%			0.57%									1.7%
Chronic Obstructive Pulmonary Disease (COPD)					0.57%									0.57%
Confusion/De...	0.57%													0.57%
Congestive heart failure (CHF)	0.57%													0.57%
Convulsions			0.57%		0.57%									1.14%
Dehydration			0.57%	0.57%										1.14%
Diabetic Hypoglycemia	1.14%			0.57%										1.7%
Diarrhea			0.57%											0.57%
Dizziness	0.57%	2.27%			0.57%									3.41%
Epistaxis				1.14%										1.14%
Extremity Pain		1.14%	2.27%	2.84%	2.84%									9.09%
Fatigue		0.57%	0.57%	0.57%										1.7%
Fever			0.57%	0.57%										1.14%
Gastrointestin.. hemorrhage		0.57%												0.57%
Generalized Weakness	3.41%	0.57%	5.11%	1.7%	0.57%									11.36%
Headache					1.14%									1.14%
Heat Exhaustion			0.57%											0.57%

Week Ending	8/6/23	8/13/23	8/20/23	8/27/23	9/3/23	9/10/23	9/17/23	9/24/23	10/1/23	10/8/23	10/15/23	10/22/23	10/29/23	Total
Heatstroke and Sunstroke			0.57%											0.57%
Hemorrhage	0.57%	0.57%												1.14%
Influenza					0.57%									0.57%
Inhalation Injury (Toxic Gas)				0.57%										0.57%
Injury	1.14%	7.39%	5.68%	2.27%	0.57%									17.05%
Laceration/Ab... (minor surface trauma)		0.57%	1.14%	0.57%	0.57%									2.84%
Mental disorder			0.57%	0.57%										1.14%
Nausea		1.14%	1.7%		0.57%									3.41%
No Complaints or Injury/Illness Noted		1.14%	0.57%	0.57%	0.57%									2.84%
Obvious Death	0.57%													0.57%
Pain (Non-Traumatic)		0.57%		0.57%	0.57%									1.7%
Palpitations		0.57%												0.57%
Pelvic and Perineal Pain		1.7%												1.7%
Poisoning / Drug Ingestion					0.57%									0.57%
Pregnancy related conditions			0.57%											0.57%
Respiratory disorder			0.57%											0.57%
Seizures with status epilepticus			0.57%											0.57%
Sepsis/Septice.				0.57%										0.57%
Stroke					0.57%									0.57%
Suffocation or Asphyxia					0.57%									0.57%
Suicide attempt		0.57%	0.57%											1.14%
Syncope / Fainting		0.57%	0.57%	1.14%	0.57%									2.84%
Urinary system disorder			0.57%											0.57%
Visual Disturbance	0.57%													0.57%
Total	13.64%	23.86%	29.55%	18.75%	14.2%									100%



Previous Month v Aug 1, 2023 - Aug 31, 2023 v

08:09

MM:SS
Average Response Time

55%

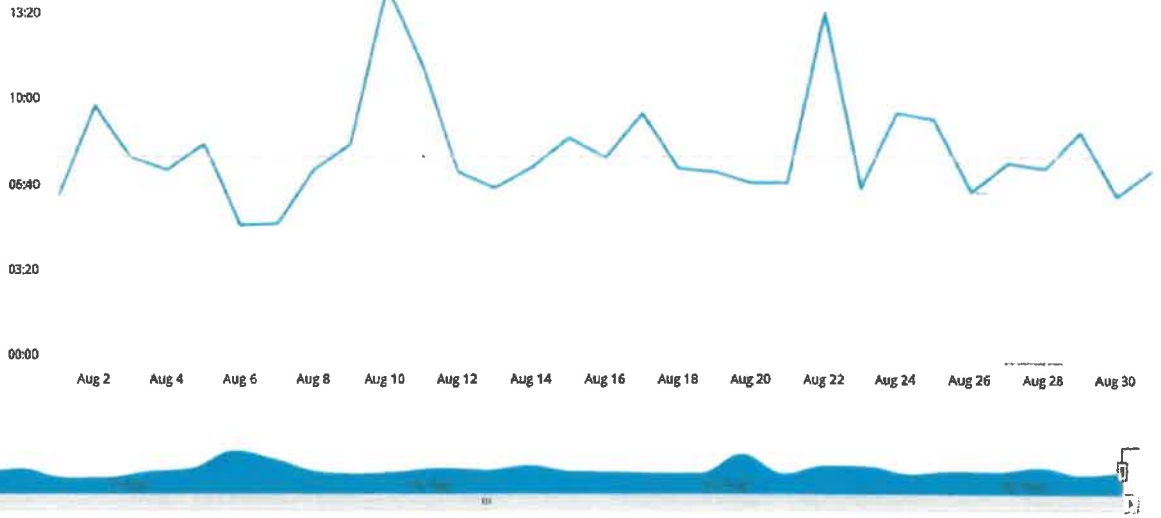
OF RESPONSES
Response Time < 08:00

31

DAYS
In Selected Time Slice

148

UNIT RESPONSES
In Selected Time Slice



Counts	% Rows	% Columns	% All											
Week Ending	8/6/23	8/13/23	8/20/23	8/27/23	9/3/23	9/10/23	9/17/23	9/24/23	10/1/23	10/8/23	10/15/23	10/22/23	10/29/23	Total
00:00 - 04:59	0.68%	2.7%	4.05%	2.03%	0.68%									10.14%
05:00 - 07:59	6.76%	11.49%	10.81%	7.43%	8.11%									44.59%
08:00 - 08:59	2.7%	3.38%	4.05%	0.68%										10.81%
09:00 - 09:59	0.68%	1.35%	4.05%	4.05%	4.05%									14.19%
10:00 - 11:59	1.35%	2.03%	2.03%	2.03%	1.35%									8.78%
12:00 - 14:59	1.35%	0.68%	2.03%	2.03%	0.68%									6.76%
15:00 - 16:59		0.68%												0.68%
17:00 - 17:59														
18:00 - 19:59		0.68%												0.68%
20:00 - 29:59		1.35%		1.35%										2.7%
30:00 - 59:59			0.68%											0.68%
Total	13.51%	24.32%	27.7%	19.59%	14.86%									100%
Exceptions														0%



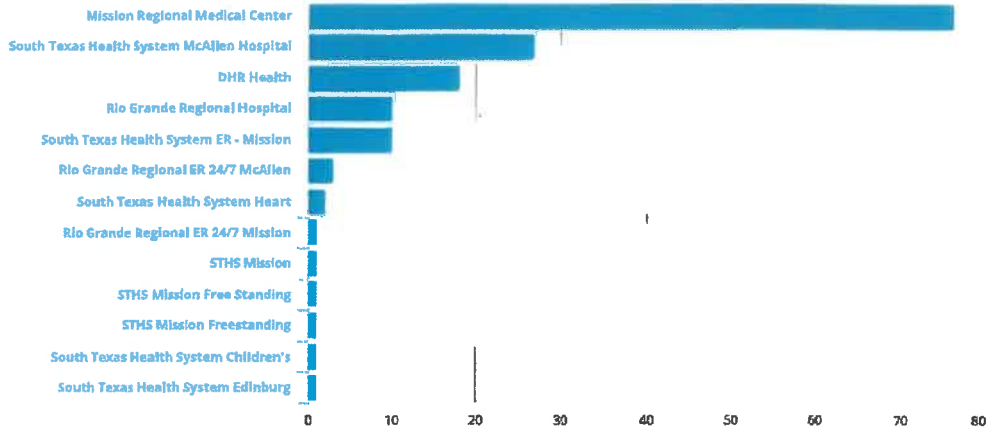
Previous Month ▾ Aug 1, 2023 - Aug 31, 2023 ▾

152

RECORDS
in Selected Time Slice

31

DAYS
in Selected Time Slice



Counts % Rows % Columns All

Week Ending	8/6/23	8/13/23	8/20/23	8/27/23	9/3/23	9/10/23	9/17/23	9/24/23	10/1/23	10/8/23	10/15/23	10/22/23	10/29/23	Total
DHR Health		5.26%	4.61%	1.32%	0.66%									11.84%
Mission Regional Medical Center	7.24%	9.87%	14.47%	10.53%	7.89%									50%
Rio Grande Regional ER 24/7 McAllen				1.97%										1.97%
Rio Grande Regional ER 24/7 Mission				0.66%										0.66%
Rio Grande Regional Hospital	0.66%	2.63%	0.66%	1.32%	1.32%									6.58%
STHS Mission			0.66%											0.66%
STHS Mission Free Standing					0.66%									0.66%
STHS Mission Freestanding					0.66%									0.66%
South Texas Health System Children's			0.66%											0.66%
South Texas Health System ER - Mission	1.32%	0.66%	1.32%	2.63%	0.66%									6.58%
South Texas Health System Edinburg		0.66%												0.66%
South Texas Health System Heart				0.66%	0.66%									1.32%
South Texas Health System McAllen Hospital	3.95%	4.61%	5.92%	1.32%	1.97%									17.76%
Total	13.16%	23.68%	28.29%	20.39%	14.47%									100%



Previous Month v Aug 1, 2023 - Aug 31, 2023 v

85%

TRANSPORTS
Percentage of Patient Encounters

12%

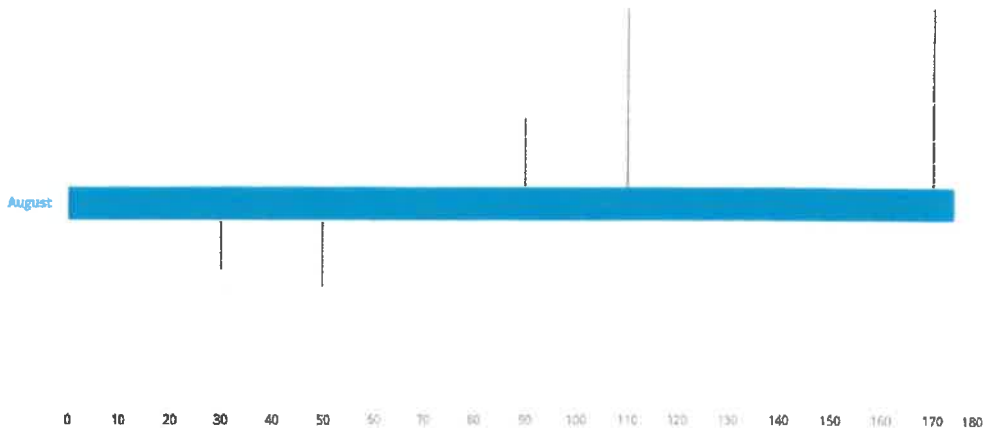
NON TRANSPORTS
Percentage of Patient Encounters

3%

OTHER DISPOSITIONS
Percentage of Patient Encounters

174

RECORDS
In Selected Time Slice



31

DAYS
In Selected Time Slice

Week Ending	8/6/23	8/13/23	8/20/23	8/27/23	9/3/23	9/10/23	9/17/23	9/24/23	10/1/23	10/8/23	10/15/23	10/22/23	10/29/23	Total
August	24	43	51	31	25									174
Total	24	43	51	31	25									174



Closing Balance Summary for Period

09/08/23

Page 1 of 1

Transaction Date	GreaterThanOrEqualTo	8/1/2023
Transaction Date	LessThanOrEqualTo	8/31/2023
Company Code	Equal	216 City of Mission

216 City of Mission

AR Previous Balance:

\$475,577.38

Charges In Period	\$105,980.00
Credits	(\$50,748.02)
Charge Adjustments	\$81,240.00
Total AR Change for	\$136,471.98


Charges in Period	\$105,980.00
Credits	(\$50,748.02)
Charge Adjustments	\$81,240.00
Accounts Receivable Change	\$136,471.98

Total Balance Forward:

\$612,049.36

	Oct-22	Nov-22	Dec-22	Jan-23	Feb-23	Mar-23	Apr-23	May-23	Jun-23	Jul-23	Aug-23	Totals
Great Charge	\$51,660.01	\$31,700.00	\$142,000.00	\$170,820.00	\$120,770.00	\$161,835.00	\$64,320.00	\$105,760.00	\$111,380.00	\$32,675.00	\$187,220.00	\$1,220,480.01
Cash Collections	(\$17,877.22)	(\$7,893.65)	(\$17,622.13)	(\$11,501.85)	(\$30,968.28)	(\$17,206.57)	(\$49,321.23)	(\$30,048.28)	(\$31,022.25)	(\$23,425.40)	(\$14,004.07)	(\$20,931.52)
Green Charge/Rep	\$1,495.56	\$1,361.67	\$1,405.94	\$1,400.28	\$1,404.20	\$1,395.13	\$1,461.62	\$1,391.58	\$1,427.95	\$1,429.35	\$1,376.62	\$1,401.44
Cont/Rep (CPT)	\$496.59	\$131.59	\$173.40	\$94.28	\$99.41	\$148.32	\$112.04	\$395.59	\$397.72	\$1,027.23	\$1,029.71	\$295.80
Payer Mix												
Medicare	44.4%	55.0%	44.8%	41.8%	39.5%	51.7%	45.5%	43.4%	62.8%	30.4%	41.2%	46.0%
Medicaid	25.0%	10.0%	18.8%	22.1%	28.7%	18.8%	31.8%	27.6%	9.0%	13.0%	12.5%	19.4%
Insurance	13.8%	15.0%	13.9%	16.4%	8.1%	11.2%	6.8%	14.5%	12.8%	28.1%	3.7%	11.7%
Private Pay	13.8%	16.3%	21.8%	18.0%	22.1%	18.4%	13.9%	14.5%	14.1%	17.4%	14.0%	17.0%
Level of Service												
ALS - Advanced Life Support A0427	81.67%	63.33%	78.22%	79.51%	84.89%	77.39%	79.55%	78.95%	85.90%	86.96%	70.59%	78.36%
ALS-2 Emergency A0433	0.00%	5.00%	1.98%	4.10%	1.88%	1.72%	2.27%	1.32%	2.59%	4.35%	0.74%	2.16%
BLS - Basic Life Support A0429	8.33%	31.67%	19.80%	16.39%	13.95%	20.69%	18.18%	19.74%	11.54%	6.79%	28.66%	18.48%
Level of Service Volume												
Total	36	60	101	122	86	118	44	78	78	23	196	876
ALS - Advanced Life Support A0427	33	38	79	97	73	90	35	60	67	20	83	688
ALS-2 Emergency A0433	0	3	2	5	1	2	1	1	2	1	1	10
BLS - Basic Life Support A0429	3	19	20	20	12	24	8	15	9	2	39	171
Ground Mission A0425	299	328	854	711	493	638	404	442	515	148	792	5,348

Mission Police Department



Monthly Report
August 2023



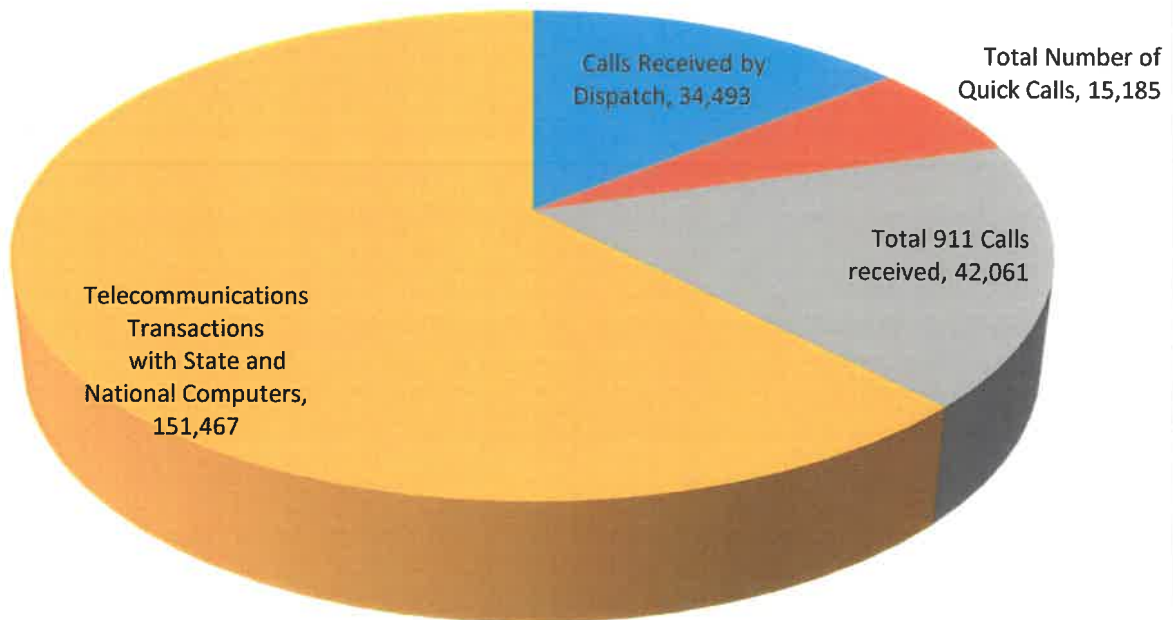
Mission Police Department

Monthly Report for August 2023



Communications Division

	Aug 23	FY 22-23 YTD
Calls Received by Dispatch	3,283	34,493
Total Number of Quick Calls	1,261	15,185
Total 911 Calls received	3,145	42,061
Telecommunications Transactions with State and National Computers	14,369	151,467



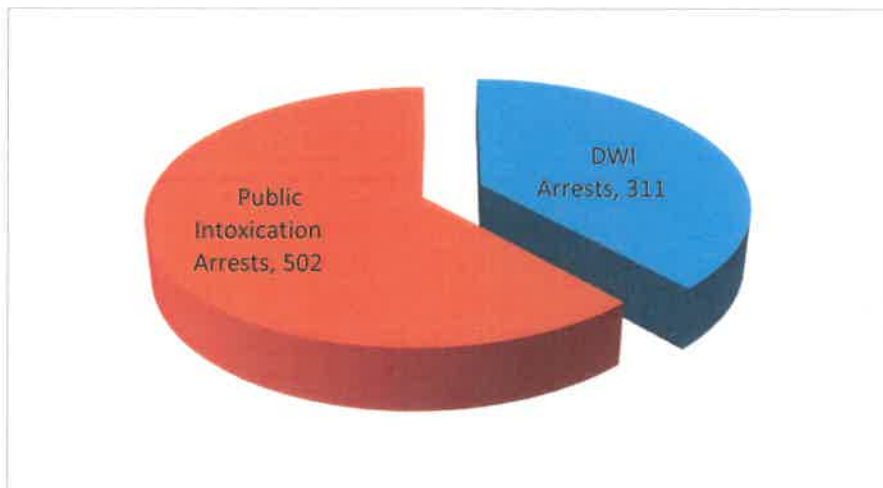


Mission Police Department Monthly Report for August 2023



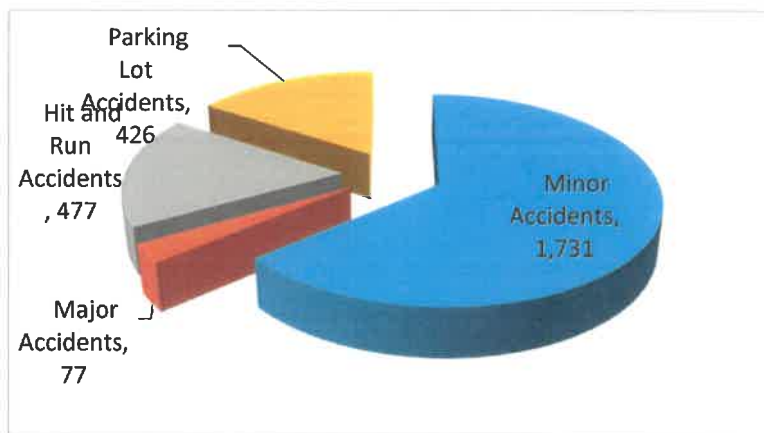
Patrol Division

	<u>Aug 23</u>	<u>FY 22-23 YTD</u>
DWI Arrests	28	311
Public Intoxication Arrests	37	502



Traffic Division

	<u>Aug 23</u>	<u>FY 22-23 YTD</u>
Minor Accidents	156	1,731
Major Accidents	2	77
Hit and Run Accidents	41	477
Parking Lot Accidents	47	426





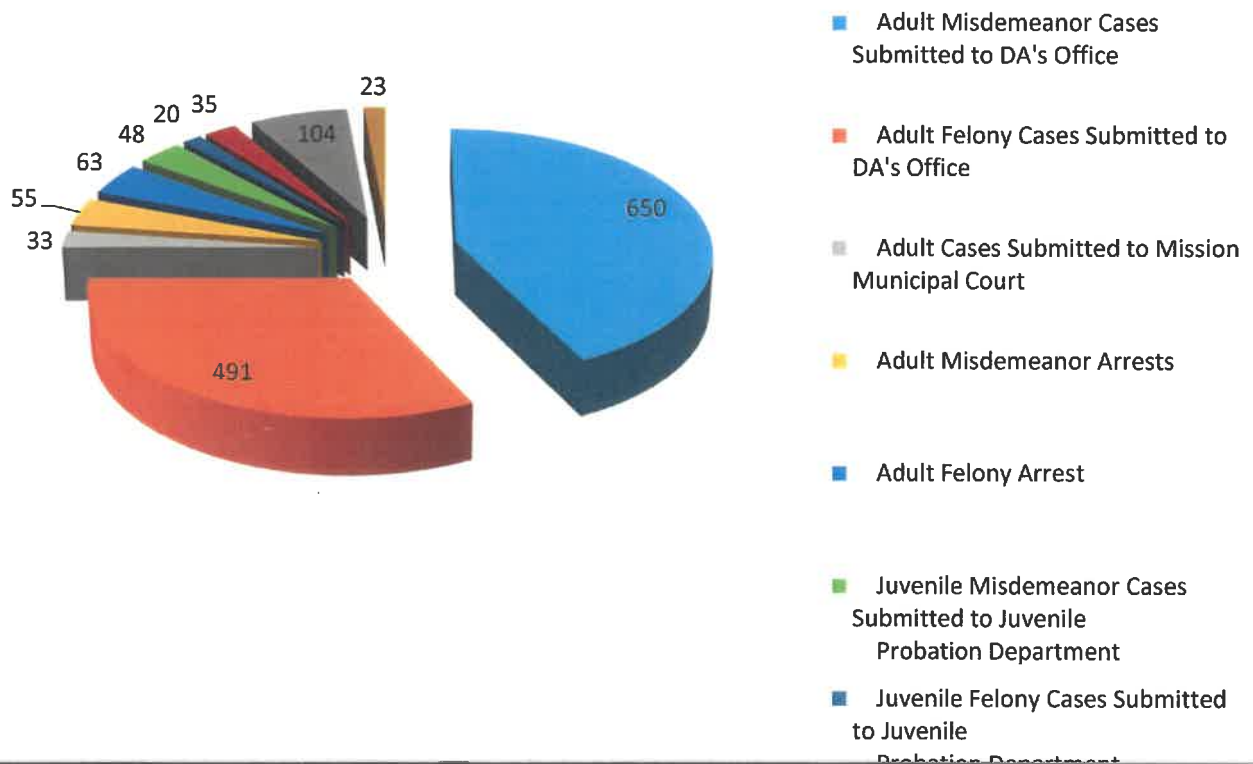
Criminal Investigations Criminal Case Submissions



Adult Misdemeanor Cases Submitted to DA's Office
Adult Felony Cases Submitted to DA's Office
Adult Cases Submitted to Mission Municipal Court
Adult Misdemeanor Arrests
Adult Felony Arrest
Juvenile Misdemeanor Cases Submitted to Juvenile Probation Department
Juvenile Felony Cases Submitted to Juvenile Probation Department
Juvenile Cases Submitted to Mission Municipal Court
Juvenile Misdemeanor Arrests
Juvenile Felony Arrests
Total Open Cases

	Aug 23	FY 22-23 YTD
Adult Misdemeanor Cases Submitted to DA's Office	74	650
Adult Felony Cases Submitted to DA's Office	77	491
Adult Cases Submitted to Mission Municipal Court	0	33
Adult Misdemeanor Arrests	5	55
Adult Felony Arrest	3	63
Juvenile Misdemeanor Cases Submitted to Juvenile Probation Department	7	48
Juvenile Felony Cases Submitted to Juvenile Probation Department	0	20
Juvenile Cases Submitted to Mission Municipal Court	5	35
Juvenile Misdemeanor Arrests	7	104
Juvenile Felony Arrests	0	23
Total Open Cases	275	275

Aug 23





Mission Police Department

Monthly Report for August 2023



Jail Division

Adults

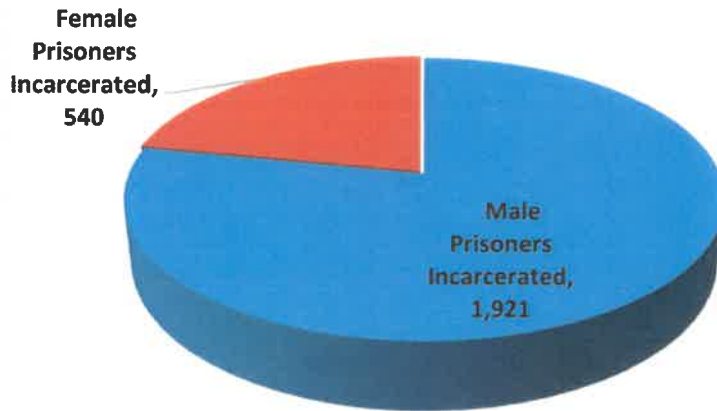
Male Prisoners Incarcerated
 Female Prisoners Incarcerated

Aug 23

FY 22-23 YTD

158	1,921
48	540
206	2,461

Total



Juveniles

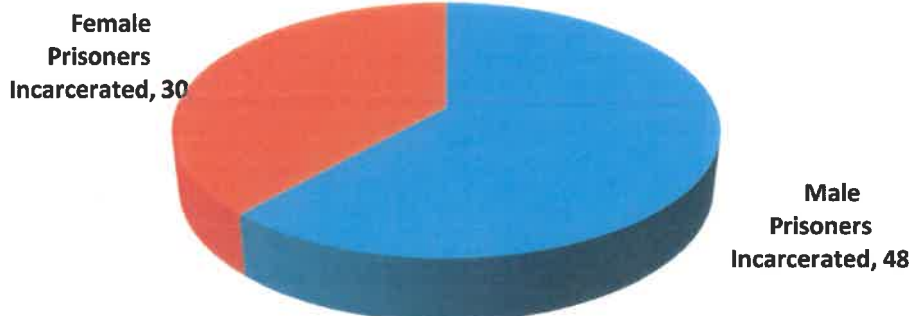
Male Prisoners Incarcerated
 Female Prisoners Incarcerated

Aug 23

FY 22-23 YTD

8	48
3	30
11	78

Total





Narcotics Division -DEA

	Aug 23	FY 22-23 YTD
Seizures		
Marihuana (lbs)	374.23	745.83
(Street Value -\$506.00 per pound)	\$189,360.38	\$377,389.03
Cocaine (kilos)	69	830.97
(Street Value -\$21,000.00 per Kilo)	\$1,449,000.00	\$17,450,370.00
Fentanyl	0	17.13
(Street Value -\$30,000.00 per Kilo)	\$0.00	\$514,026.00
Heroin (kilos)	0	57.85
(Street Value -\$17,680.00 per Kilo)	\$0.00	\$1,978,470.00
Methamphetamine (kilos)	0	0.21
(Street Value -\$11,925.00 per Kilo)	\$0.00	\$4,159.10
Currency Seizures:	\$94,990.00	\$801,516.00
Vehicle Seizures:	2	21
Arrest:	18	65

Narcotics Division -Immigration & Customs Enforcement

	Aug 23	FY 22-23 YTD
Seizures		
Marihuana (lbs)	0	0.00
(Street Value -\$506.00 per pound)	\$0.00	\$0.00
Cocaine (kilos)	0	305.71
(Street Value -\$21,000.00 per Kilo)	\$0.00	\$6,419,910.00
Heroin (kilos)	0	0.00
(Street Value -\$17,680.00 per Kilo)	\$0.00	\$0.00
Methamphetamine (kilos)	0	1402.00
(Street Value -\$11,925.00 per Kilo)	\$0.00	\$27,899,800.00
Currency Seizures:	\$0.00	\$2,783,573.00
Vehicle Seizures:	0	4
Arrest:	6	48



Mission Police and Criminal Investigations

Narcotics

	Aug 23	FY 22-23 YTD
Marihuana (pounds)	0.35	3.32
(Street Value -\$506.00 per pound)	\$178.62	\$1,677.90
Cocaine (kilos)	0.0322	173.94
(Street Value -\$21,000.00 per Kilo)	\$675.99	\$3,652,785.99
Currency	\$120.00	\$8,318.13

U.S. Marshal Task Force

	Aug 23	FY 22-23 YTD
Fugitive Apprehension	100	1,126
Mission CIB Warrants	0	38
68-A Vehicle Inspections	0	21



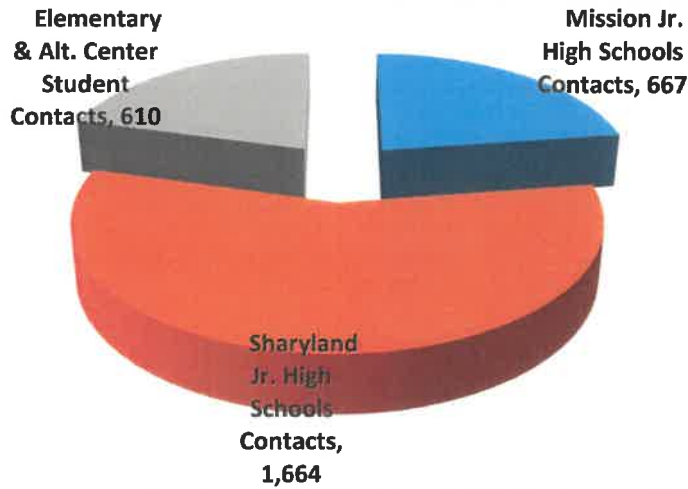
Mission Police Department

Monthly Report for August 2023



Educational Resource Officer Program

	<u>Aug 23</u>	<u>FY 22-23 YTD</u>
Mission Jr. High Schools Contacts	0	667
Sharyland Jr. High Schools Contacts	0	1,664
Elementary & Alt. Center Student Contacts	0	610



	<u>Aug 23</u>	<u>FY 22-23 YTD</u>
Mission High Schools	0	1,339
Sharyland High Schools	0	1,061





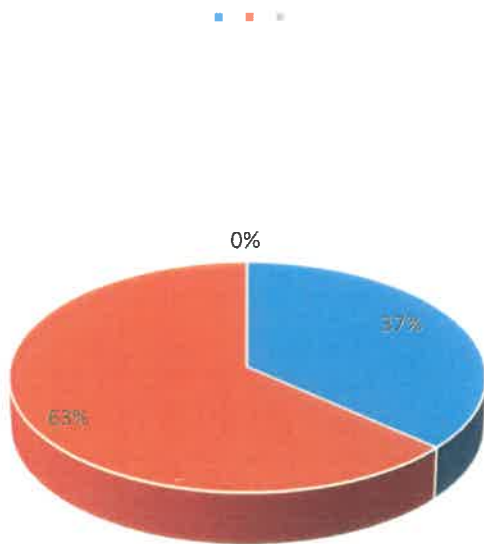
Adult & Juvenile Cases Submitted by Police Officers Assigned to Mission & Sharyland Schools



Adult Cases Submitted to Mission Municipal Court
Adult Misdemeanor Arrests
Adult Felony Arrests
Juvenile Misdemeanor Cases Submitted to Juvenile Probation Department
Juvenile Felony Cases Submitted to Juvenile Probation Department
Juvenile Cases Submitted to Mission Municipal Court
Juvenile Cases Submitted to JP Court
Juvenile Misdemeanor Arrests
Juvenile Felony Arrests

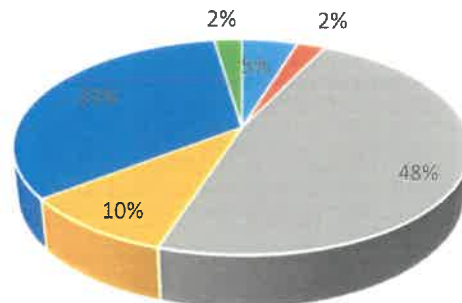
	Aug 23	FY 22-23 YTD
Adult Cases Submitted to Mission Municipal Court	0	34
Adult Misdemeanor Arrests	0	59
Adult Felony Arrests	0	0
Juvenile Misdemeanor Cases Submitted to Juvenile Probation Department	0	12
Juvenile Felony Cases Submitted to Juvenile Probation Department	0	6
Juvenile Cases Submitted to Mission Municipal Court	0	121
Juvenile Cases Submitted to JP Court	0	24
Juvenile Misdemeanor Arrests	0	84
Juvenile Felony Arrests	0	6

FY 22-23 YTD



FY 22-23 YTD

- Juvenile Misdemeanor Cases Submitted to Juvenile Probation Department
- Juvenile Felony Cases Submitted to Juvenile Probation Department
- Juvenile Cases Submitted to Mission Municipal Court
- Juvenile Cases Submitted to JP Court
- Juvenile Misdemeanor Arrests
- Juvenile Felony Arrests





Mission Police Department

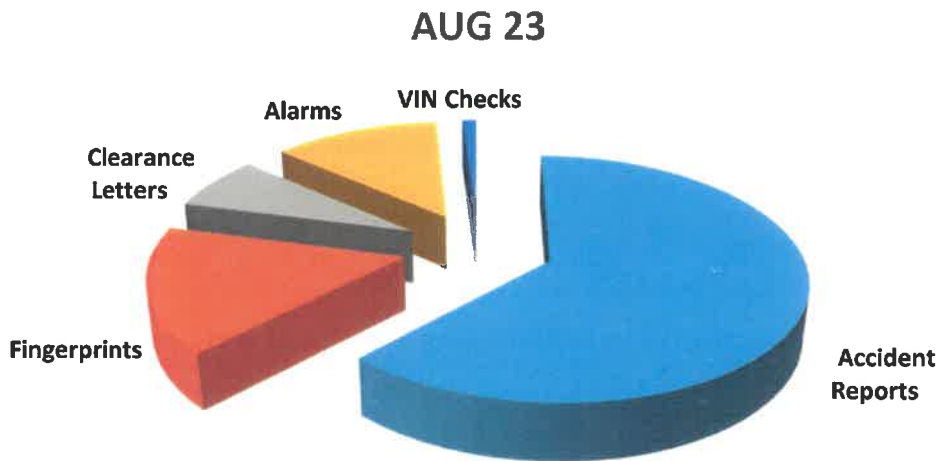
Monthly Report for August 2023



Records Division

The following entries from our records division are actual persons visiting the Mission Police Department facility to obtain copies of reports; getting fingerprinted; job applications; clearance letter for job applications; vehicle identification number clearance letters for people buying used motor vehicles; persons visiting our warrant officers, criminal investigations or administrative personnel for assistance in police related matters.

	<u>Aug 23</u>	<u>FY 22-23 YTD</u>
Accident Reports	105	995
Fingerprints	28	269
Clearance Letters	9	118
Alarms	6	201
VIN Checks	0	17
TOTAL	148	1,600



SHARY MUNICIPAL GOLF COURSE DEPARTMENTAL REPORT August 2023

GOLF COURSE USAGE REPORT: Attachment – Golf Course Sales by Department Report for August 2023

Tournaments:

August 5 – Holy Church Tournament

Every Monday and Tuesday in July – Monday Night League

Upcoming Tournaments:

September 2 – MNL Grand Finale

September 3 – Early Birds Tournament

Sales By Department

Shary Municipal Golf Course

Tuesday, August 1, 2023 - Thursday, August 31, 2023

Item by Department, Category, and Sub-Category	Sales					Refunds			Total		
	Qty	Sales	Tax	Cost	Margin	Qty	Sales Refund	Tax Refund	Qty	Sales	Tax
Food & Beverage	3,272	\$6,108.30		\$2,392.78	60.83%				3,272	\$6,108.30	
Beverage	2,614	\$5,188.05		\$1,949.47	62.42%				2,614	\$5,188.05	
Food	658	\$920.25		\$443.31	51.83%				658	\$920.25	
Green Fees	2,465	\$20,000.00							2,465	\$20,000.00	
League	107	\$521.50							107	\$521.50	
Member	895	\$0.00							895	\$0.00	
Mini Golf	32	\$190.00							32	\$190.00	
Online	79	\$431.50							79	\$431.50	
Public	315	\$5,030.00							315	\$5,030.00	
Regular	297	\$6,237.00							297	\$6,237.00	
Specials	682	\$7,590.00							682	\$7,590.00	
Tournament	58	\$0.00							58	\$0.00	
Package	369								369		
Pro Shop	3,171	\$35,950.13		\$4,000.36	88.87%	(1)	(\$190.00)		3,170	\$35,760.13	
Cart Fees	1,769	\$13,792.47		\$132.00	99.04%				1,769	\$13,792.47	
Driving Range	419	\$2,231.64		\$0.00	100.00%				419	\$2,231.64	
Gift Cards SOLD	92	\$1,790.00							92	\$1,790.00	
Hard Goods	152	\$3,495.23		\$2,255.34	35.47%	(1)	(\$190.00)		151	\$3,305.23	
League	367	\$5,399.61		\$0.00	100.00%				367	\$5,399.61	
Memberships	18	\$4,337.00							18	\$4,337.00	
Miscellaneous	4	\$2.91		\$0.00	100.00%				4	\$2.91	
Soft Goods	154	\$2,481.27		\$1,613.01	34.99%				154	\$2,481.27	
Tournament Fees	196	\$2,420.00		\$0.00	100.00%				196	\$2,420.00	
Total	9,277	\$62,059.43	\$2,156.64	\$6,393.14	89.70%	(1)	(\$190.00)	(\$15.68)	9,276	\$61,888.43	\$2,140.95



Public Works

August 2023 Monthly Report

Street & Storm Drainage Projects



South Schuerbach Road Project



Esperanza Drainage



Gabriel Drainage



Glasscock Drainage



Stewart Drainage

Waste Water Plant Projects



A/C Repair MCC Room



RAS Pump Belt Repair



**PUBLIC WORKS
Table of Contents
August 2023**

T I T L E	P A G E
Utility Billing & Collection	1
Analytical Statistical Comparison - Utility Billing & Collection	1
Water Distribution	2
Water Distribution Utility Line Maintenance	2
Water Distribution Maintenance Benchmark Summary	3
Utility Inspections	4
Subdivision Inspections	4
Utility Construction Projects	5
Backflow Prevention Inspections	5
Sewer Collection Maintenance	6
Sewer Collection - Inspections Benchmark	6
Water Treatment Plant Production	7
Water Production	7
General Operations & Maintenance - North Water Treatment Plant	7
General Operations & Maintenance - South Water Treatment Plant	8
Wastewater Treatment Plant Production	9
Wastewater - Plant Status	9
Wastewater - Staff Developments	9
Wastewater - General Operations & Maintenance	9-10
Wastewater - Contract Work	10
Wastewater - Special Projects	10
Pre-Treatment Plant - Operations & Maintenance	10
Sludge Removal Cubic Yards	10
Street Department	11
Street Improvement & Construction Projects	11
Street City Pothole Maintenance	12
Street City Miles Swept	12
Lot Maintenance/Demolished Home	12
Sign Shop Output Measures	13
Street Traffic Light Maintenance	13
Storm Drainage Division Projects	14
Alley Debris Collection & Mowing	14
Tire Removal	14
Fleet Department	14
Administration - Request for Service Calls	15
Health Department	16
Health Department Benchmark	16
Health Permits	17
Animal Control Service Calls	17
Animal Control	18-19

Utility Billing and Collection

ANALYTICAL STATISTICAL COMPARISON				
‡ UTILITY BILLING ‡				
BILLING TYPE	Aug - 2023	Aug - 2022	Y-T-D 22-23	Y-T-D 21-22
Water Consumption (Gals.)	470,061,000	420,494,000	3,859,605,000	4,031,163,000
Number of Customers	29,959	29,466		
WATER & WASTEWATER				
Water Sales	\$ 1,474,706	\$ 1,179,134	\$ 12,520,588	\$ 11,862,853
Water Sales - <i>Granjeno</i>	3,097	2,853	25,537	26,905
Connections	24,680	12,050	208,655	136,853
Reconnect Fees	10,625	4,623	63,020	92,983
Sewage Service	788,987	510,015	6,790,991	5,929,418
Sewage Service - <i>Granjeno</i>	1,271	1,348	13,719	15,449
Industrial Sewer Surcharge	70	448	6,469	7,323
Wastewater Assessment	8,060	5,705	86,475	69,875
Service Charge	7,330	3,725	89,653	47,614
Garage Sales & Other	3,720	3,685	41,496	34,014
Total	\$ 2,322,546	\$ 1,723,586	\$ 19,846,603	\$ 18,223,287
SANITATION				
Garbage Fees	\$ 618,210	\$ 599,121	\$ 6,789,877	\$ 6,516,138
Brush Fees	103,019	67,954	956,074	746,347
Total	\$ 721,229	\$ 667,075	\$ 7,745,951	\$ 7,262,485
DRAINAGE ASSESSMENT FEE				
Drainage Assessment Fee	\$ 105,207	\$ 85,009	\$ 1,067,624	\$ 932,714
Total	\$ 105,207	\$ 85,009	\$ 1,067,624	\$ 932,714
Total Billing	\$ 3,148,982	\$ 2,475,670	\$ 28,660,178	\$ 26,418,486
‡ UTILITY COLLECTIONS ‡				
COLLECTIONS	Aug - 2023	Aug - 2022	Y-T-D 22-23	Y-T-D 21-22
Total Collections	\$ 2,028,593	\$ 1,768,508	\$ 19,153,019	\$ 17,874,273

Water Distribution

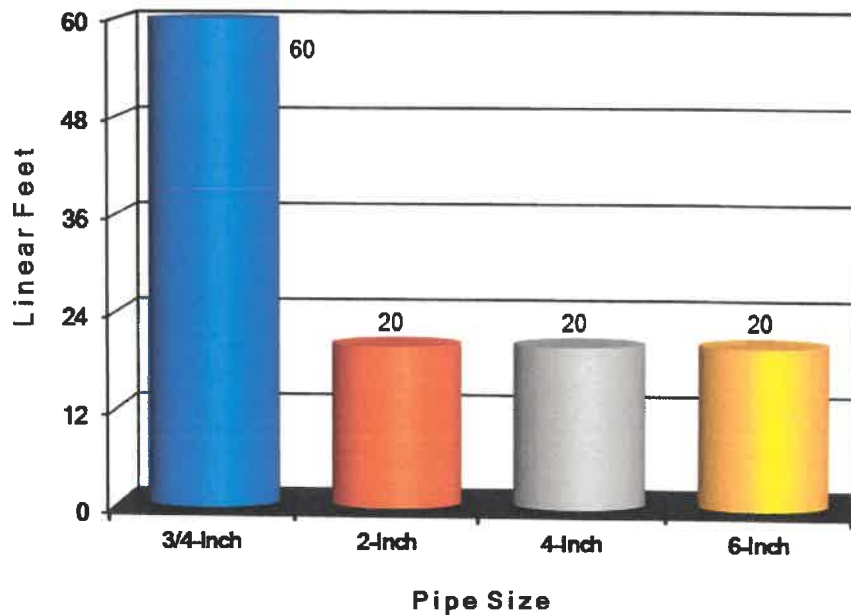
Utility Line Installation

Water Distribution Crews installed a total of 120 Linear Feet of Utility Line. Below are the locations where the broken line repairs took place.

Water Distribution Utility Line Installation

3/4-Inch	2-Inch	4-Inch	6-Inch
511 Slabough 20'	919 Country Club 20'	River Oak & FM495 20'	River Oak & FM495 20'
1510 Daytona Dr 20'			
1205 Nicholson 20'			
60 LF	20 LF	20 LF	20 LF

August 2023 Utility Pipe Line Installation

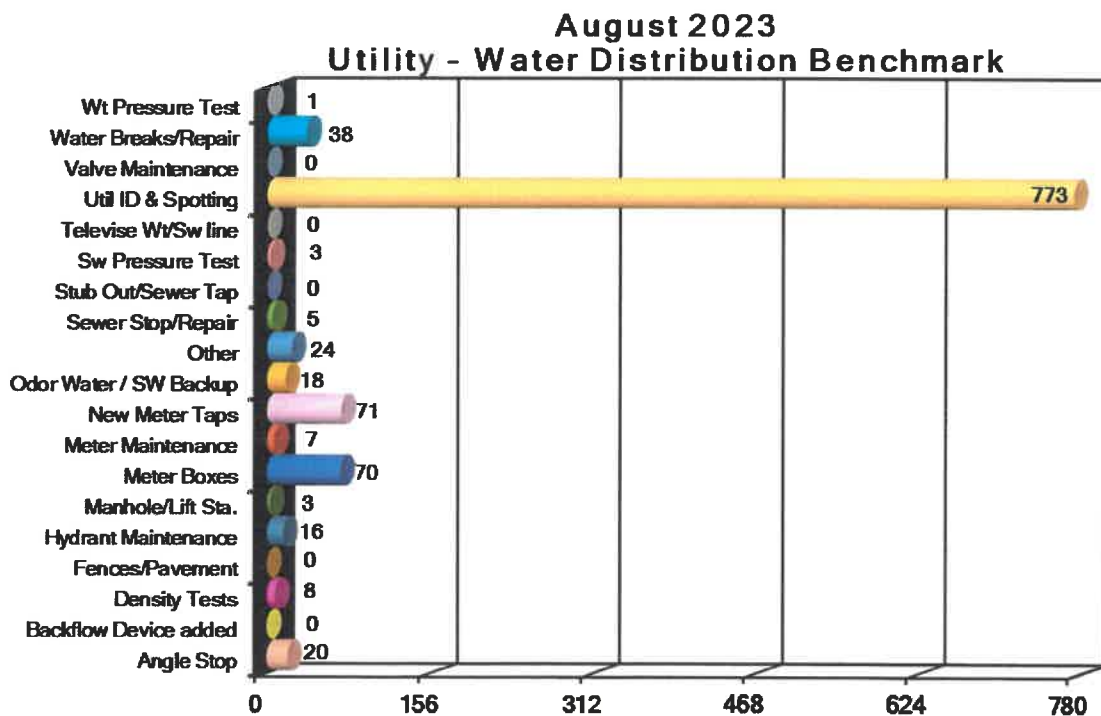


Water Distribution

Water Distribution - Maintenance Benchmark Summary

The following is Water Distribution’s maintenance benchmark summary for August 2023.

Service Type	Oct	Nov	Dec	Jan	Feb	Mar	Apr	May	Jun	Jul	Aug	Y-T-D 22-23	F-Y 21-22
Angle Stop	18	9	12	9	6	10	12	2	9	10	20	117	154
Backflow Device	0	0	0	0	0	0	0	0	0	0	0	0	1
Density Tests	64	106	47	0	0	5	36	119	42	35	8	462	235
Fences/Pavement	0	1	5	0	2	0	1	1	0	0	0	10	16
Hydrant Maintenance	110	61	0	0	61	78	3	0	1	4	16	334	307
Manhole/Lift Station	1	0	6	14	0	0	4	26	17	18	3	89	60
Meter Boxes	34	32	33	25	51	48	42	36	62	37	70	470	498
Meter Maintenance	4	4	4	9	0	4	3	2	3	2	7	42	57
New Meter Taps	36	32	35	26	51	48	42	36	63	37	71	477	503
Odor Water	26	19	35	32	33	21	25	26	20	16	18	271	294
Other	8	6	4	4	0	1	4	35	8	3	24	97	96
Sewer Stop/Repair/Tap	2	6	40	31	7	3	29	34	24	20	5	201	88
Stub Out	0	0	0	0	0	0	0	0	0	0	0	0	0
Sewer Pressure Test	0	16	17	55	8	28	10	0	17	0	3	154	23
Televise Sewer line	0	0	0	0	0	0	0	0	0	0	0	0	5
Utility ID & Spotting	636	424	538	670	686	553	659	768	715	686	773	7,108	5,298
Valve Maintenance	2	3	1	2	0	1	1	3	2	6	0	21	24
Water Break/Repair	36	44	34	23	14	19	18	12	11	41	38	290	324
Water Pressure Test	3	21	5	33	3	15	0	1	2	2	1	86	53
Totals	980	784	816	933	922	834	889	1101	996	917	1057	10,229	8,036



Water Distribution - Utility Inspections Our Utility Inspectors, Mr. Lupe Vela and Mr. Carlos Fuentes, conducted inspections on the thirty-one (31) sites with 773 Inspections, 1 Hydrostatic Test, 2 Mandrel Tests and 8 Density Tests.

2022-23 Sites Under Construction

	Site/Subdivision	Start Date	Completion Date	Location	Inspection Description
1	All Heart Church	3/2023		3 Mile / Shary	Under Construction
2	Amber Grove	2/2023		2 ¼ Trosper	Under Construction
3	Augusto Contreras	2/2023		Shary / Bus 83	Under Construction
4	Bentsen Grove	9/2022		Inspiration / 1 Mile South	Under Construction
5	Bentsen Palm PH III	1/2023		Inspiration / 1 Mile South	Under Construction
6	Brilliant Academy PH I	3/2023		Los Ebanos / Charles St.	Under Construction
7	Bryan Pointe PH II	2/2023		Bryan / 1 st Street	Under Construction
8	Cap Storage Victoria Drive, LLC	6/2023		Shary / Victoria	Under Construction
9	City of Mission W-A15, S Conway L.S.	7/2020		Trinity / Conway South	Under Construction
10	Coastal Plaza	11/2021		Expressway / Bryan Road	Under Construction
11	Conway Avenue Sewer Project	2/2022		2 Mile / Conway	Under Construction
12	Cross Church	7/2023		Expressway / Glasscock	Under Construction
13	El Milagro PH I	12/2022		Los Indios / Bryan	Under Construction
14	Excel Carriers	7/2023		3 Mile / La Homa	Under Construction
15	Garden Path	9/2022		Taylor / FM 495	Under Construction
16	IHop	2/2023		North Conway	Under Construction
17	Lantana Landing	2/2022		2 ¾ Mile / Trosper	Under Construction
18	Las Esperanzas	1/2023		Glasscock / Frontage 83	Under Construction
19	Lucksinger Apartments	9/2021		Lucksinger / Bus 83	Under Construction
20	Manok Harbor Freight	2/2023		Frontage / Conway	Under Construction
21	Mayberry Ranch	1/2023		3 Mile North Mayberry	Under Construction
22	Mr. Marquez Superior Granit	7/2023		Shary / 4 th Street	Under Construction
23	Plantation Grove Town Homes	9/2022		Plantation Boulevard	Under Construction
24	Quest Gateway	5/2023		Frontage / Bryan	Under Construction
25	Ragland Village	1/2023		Business 83 / Ragland	Under Construction
26	Sendero Phase I	1/2023		1 Mile South	Under Construction
27	Sendero Phase II	2/2022		1 Mile South	Under Construction
28	Sharyland Bus Park PH I	3/2022		Anzalduas / Military	Under Construction
29	Shary Town Plaza	7/2023		Shary / 4 th Street	Under Construction
30	Speedy Trails	2/2022		West Mile 2 / Holland	Under Construction
31	The Shops At 495	9/2022		FM 495 / Conway	Under Construction

2022-23 Water & Wastewater Major Ongoing Construction Projects

Project Name	Linear Feet	Construction Completion	Current Status	Construction Cost Estimate	Contractor
North Conway Sewer Improvements	5,280 LF (Mile 2 to Mile 3)	90%	90%	\$ 667,110	RDH Site & Concrete LLC

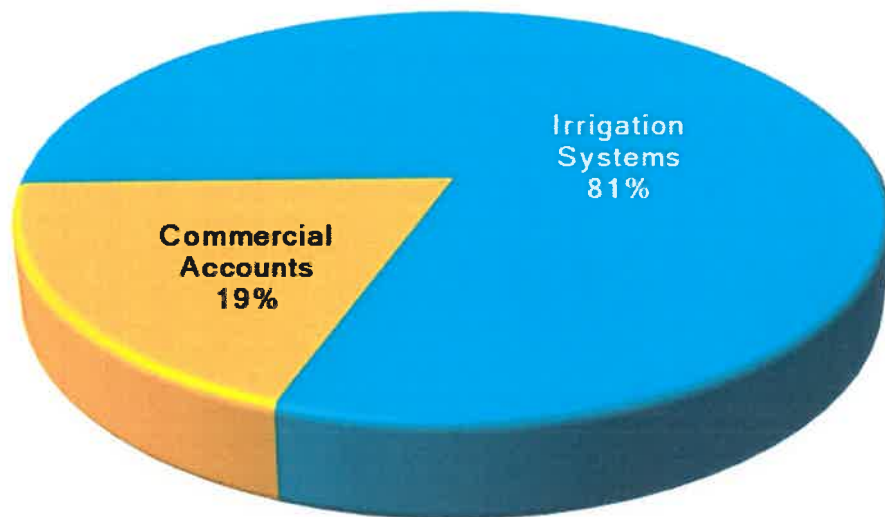
Water Distribution - Backflow Prevention Inspections

There were twenty-one (21) Backflow Prevention Assembly Inspections that Mauro Anzaldua Jr. performed to keep our water lines free from back siphonages and water backflow contamination for August.

2022-23 Backflow Inspections

Tests / Surveys	Oct	Nov	Dec	Jan	Feb	Mar	Apr	May	Jun	Jul	Aug	Y-T-D 22-23	F-Y 21-22
Inspection of <i>Commercial</i> Accounts	6	5	9	6	9	4	7	6	7	5	4	68	77
Inspection of <i>Sprinkler</i> Accounts	15	13	18	14	15	12	13	11	13	10	17	151	121

August 2023
Backflow Prevention Inspections



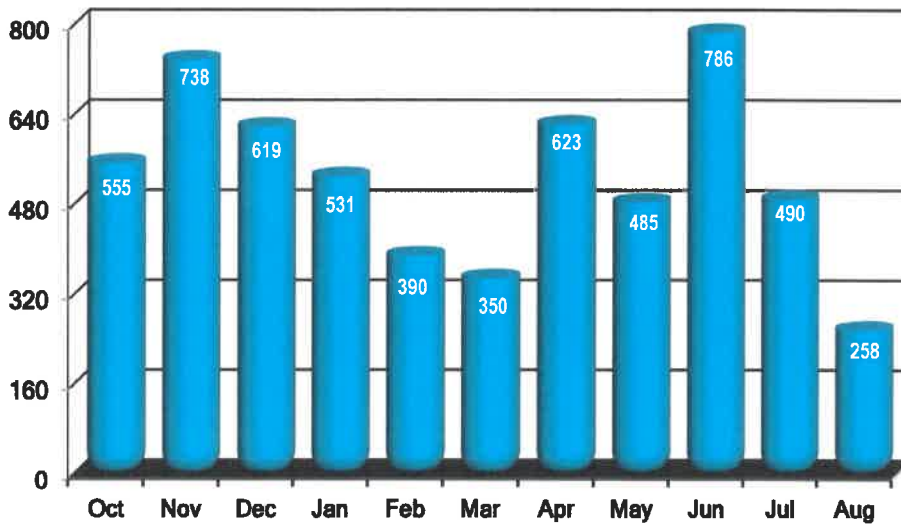
Water Distribution - Sewer Collection

Our Sewer Collection Crews inspected and maintained monthly the City’s 40 active Sewer Lift Stations and approximately 369 miles of sewer lines by responding to 15 sewer backups and 258 work orders this month.

2022-23 Sewer Collection Lift Station Inspections

Service Type	Oct	Nov	Dec	Jan	Feb	Mar	Apr	May	Jun	Jul	Aug	Y-T-D 22-23	F-Y 21-22
Lift Stations Inspections	555	738	619	531	390	350	623	485	786	490	258	5,825	4,631
Televised Sites	0	0	0	0	0	0	0	0	0	0	0	0	5
Televised Feet	0	0	0	0	0	0	0	0	0	0	0	0	600

Sewer Collection Lift Station Inspections



Water Treatment Plant

Water Production Water Plant Operators at our North and South Water Treatment Plants treated 537.479 million gallons of water.

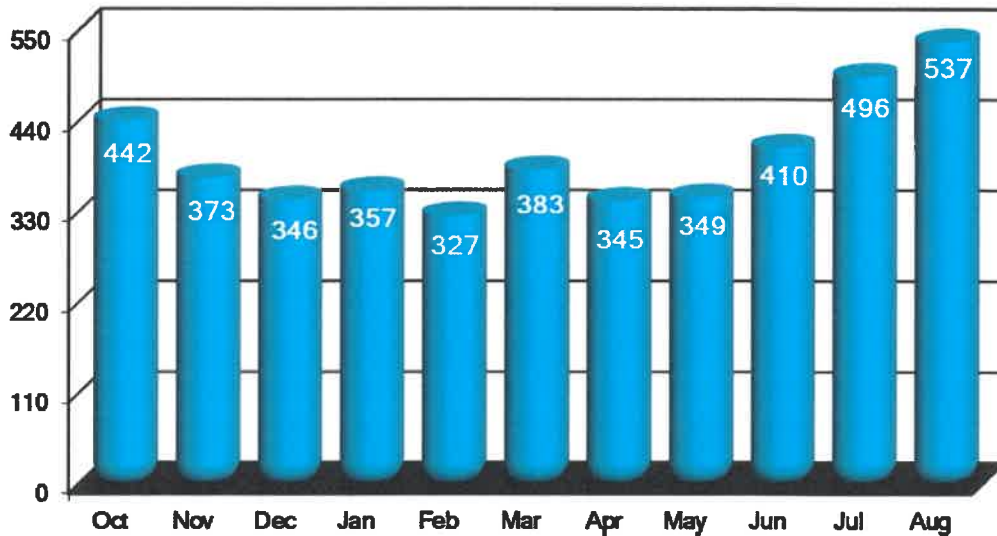
2022-23 Water Million Gallons (MG)

Avg	Max	Min	Oct	Nov	Dec	Jan	Feb	Mar	Apr	May	Jun	Jul	Aug	Y-T-D 22-23	F-Y 21-22
17	20	14	442	373	346	357	327	383	345	349	410	496	537	4,365	4,882

Parameters Exceeded: N/A

Rainfall: 0.7"

2022-23 Water Production Million Gallons (MG)



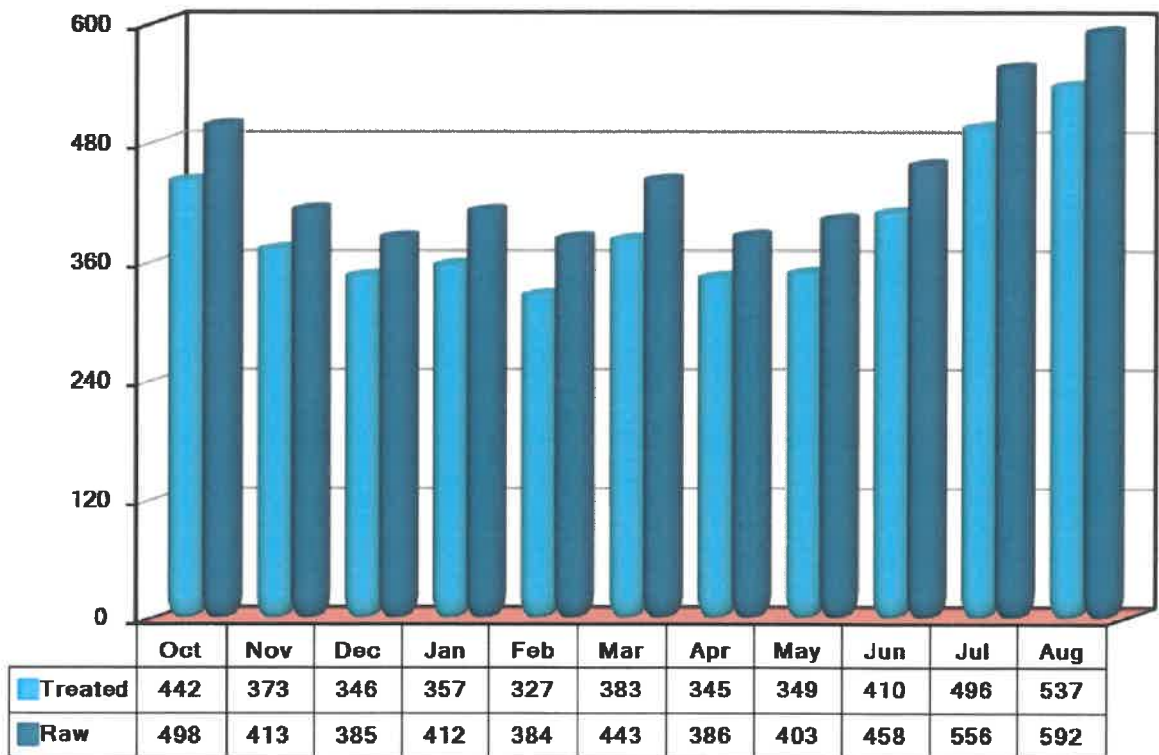
Operations and Maintenance - North Water Treatment Plant

- The International Dioxide (IDI) Company collected the monthly chlorite samples.
- Replaced burned out motor for High Service 1.
- Cleaned sludge from Drying Bed 3.
- Replaced burnt out fuses and contactors for Raw Water 1 and 2.
- Operators performed required daily and monthly water lab analysis, backwashed and cleaned required filters.
- COVID-19 safety practices continue based on the CDC Guidelines and staff are encouraged to wear masks and practice social distancing.
- Reviewed water quality lab results from the following certified laboratories:
 1. Ana-Lab (Chlorite, TOC, SUVA)
 2. Eurofins Eaton Analytical (Chlorite)

Operations and Maintenance - South Water Treatment Plant

- The International Dioxide (IDI) Company collected the monthly chlorite samples.
- Replaced burned out motor for High Service 2.
- City Crew continued to clean sludge from South Plant Reservoir.
- Repaired sump pump in pipe gallery of Plant 2 and Plant 3.
- Operators performed daily and monthly water lab analysis, backwashed and cleaned required filters. Staff performed necessary water plant and reservoir adjustments; such as water influent, water effluent, water levels and chemical adjustments.
- Staff maintained grass trimmed at two treatment plants, reservoirs and distribution water towers.
- Initiated preventive maintenance on equipment as deemed necessary and exercised emergency generators weekly.

**Water Treatment Plants
2022-23 Raw & Finish Water
Million Gals. (MG)**



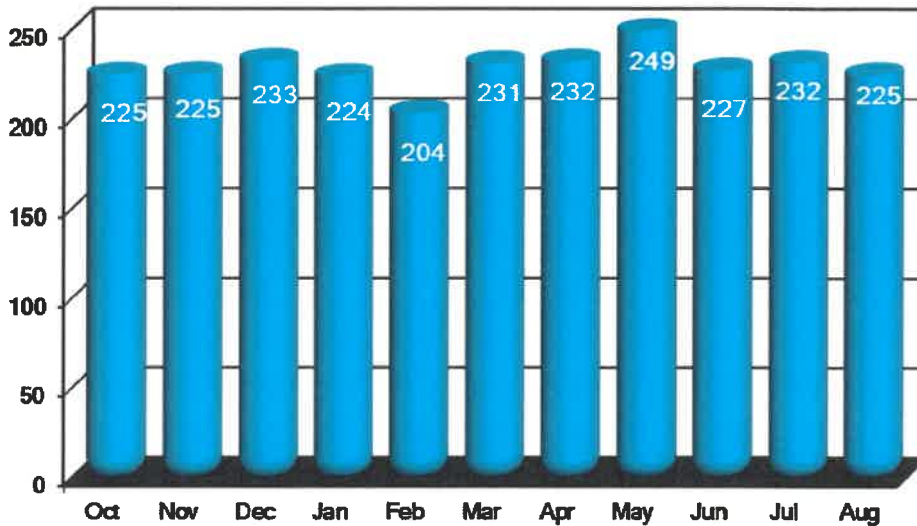
Wastewater Treatment Plant

Wastewater - Treatment Wastewater Plant staff treated 224.940 million gallons of Wastewater.

2022-23 Wastewater Million Gallons (MG)

Avg	Max	Min	Oct	Nov	Dec	Jan	Feb	Mar	Apr	May	Jun	Jul	Aug	Y-T-D 22-23	F-Y 21-22
7.2	8.7	6.5	225	225	233	224	204	231	232	249	227	232	225	2,507	2,722

2022-23 Treated Wastewater Million Gallons (MG)



Wastewater - Wastewater Plant Status

No violations this month and Plant operated at 55.56% capacity; Rated at 13.5 mgd; Yearly averaged 7.501 mgd; There was rainfall this month.

Wastewater - Risk Management Program

Wastewater Plant followed the suggested CDC Guidelines for COVID-19, as well as, all employees received Proper Protection Equipment when needed. Disinfectant spray was used to clean common areas. Facilities Department checked all filters for buildings with climate control systems and also checked safety equipment for fire hazard preparation.

Wastewater - Staff Developments

Saith Rodriguez, Travis Ray Dunn and Juan Cortez will be testing for a Wastewater "C" license. All classes have been taken and all operators are now ready for the next step in their careers. The Plant is planning to hire a Chief Operator.

Wastewater - Facility Activities

The Supervisory Staff continued to support the team with training goals and best practices towards maintaining the Plant in compliance with TCEQ regulatory inspections. The Plant will upgrade the Plant's UV Disinfection System. Plans to rehabilitate the disinfection system will allow the disinfection process to continue for an extended period of time without the added cost of new construction to main structures. Other Rehabilitation Projects will soon be looked at for the Main Lift Stations and Clarifier covers for the expansion side of the Plant.

Wastewater - General Maintenance Staff maintained grass trimmed, initiated preventive maintenance on equipment as deemed necessary; (automatically) exercised two emergency generators once a week. In-house repairs were as follows:

1. Odor control systems were monitored and adjusted to reduce malodorous emissions.
2. Operators continued routine cleaning of clarifiers side walls to remove algae buildup.
3. Pumps at our Main Lift Station were exercised for better flow to our Screening System at head works.
4. Operators cleaned "Tea Cup" Grit System at head works on a daily basis.

5. Maintenance Crew worked on Aerator 3 for the Pretreatment Pond and installed it at the Digester.
6. Maintenance Crew set up sampler at Rio Grande Juice Company.
7. Maintenance Crew worked on oil reservoir tank for blower system for both holding tanks.
8. Maintenance Crew worked on Lift Station pump 4.
9. On and off procedures were done on Rotor East 3.
10. Worked on all Odor Control Systems to reduce foul odors to the community.

Wastewater - Contract Work City's Contracted out electricians worked on the following.

1. J&E did not work at the Plant this month.
2. Hill-Tex work done at the Plant was as follows.
 - Worked on Lift Station Pump 5.
 - Worked on Aerator 5, Gear Box.
 - Worked on Generators for the old and westside of the Plant.
 - Worked on installing power switch to Level Meter on New Side Lift Station.

Wastewater - Other Contract Work

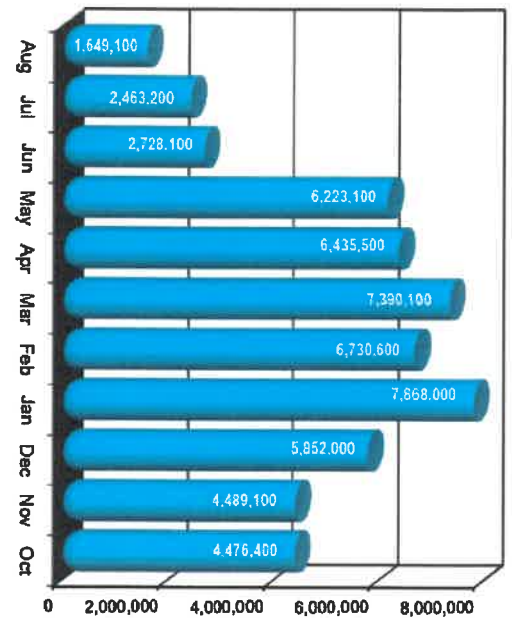
1. Denali continued to provide the Plant with sludge and grit removal services.
2. Cintas continued to provide uniform weekly services and the door mat replacements.
3. Polydine continued to supply us with polymer totes for aiding in sludge de-watering at Belt Press System.
4. Facilities Department worked on the Administration building.

Wastewater - Lab Status All supplies and equipment are meeting TCEQ standards and analysis are concurrent with Standard Methods. Plant Supervisors continued using the EPA Discharge Monitoring Report Federal Reporting System to comply with the TCEQ permit. The Lab has completed the ERA Annual Study for the QMR43.

Wastewater - Special Projects Capital Improvement Projects include an upgrade on the UV System, covers for UV protection and other needed projects. Also, Digester System upgrades are being discussed for future improvements, as well as, redundancy for our Dewatering Sludge System (Belt Press). Melden & Hunt Engineers are looking into the rehabilitation needs for the Main Lift Station.

Pre-Treatment Four surface aerators and motors are operational. Clarifier at Pretreatment was cleaned up of debris on the surface. All industrial flows to the Plant continued to be accounted for by meter totalizers and truck tickets. The Lone Star Citrus Company transported 25 truckloads of 125,000 gallons of citrus wastewater to the Pretreatment System. Pretreatment flow of waste from Rio Grande Juice Company and MPI (Metal Plating Industry) totaled 1,649,100 million gallons. Total sludge hauled was 560 cubic yards equivalent to twenty-eight (28) roll off containers.

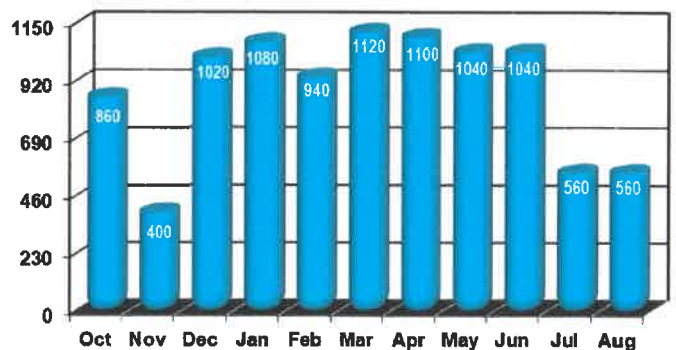
Pretreatment Flow (MG)



2022-23 Sludge Removal

Month	Roll offs	Cu/Yds
Oct	43	860
Nov	20	400
Dec	51	1,020
Jan	54	1,080
Feb	47	940
Mar	56	1,120
Apr	55	1,100
May	52	1,040
Jun	52	1,040
Jul	28	560
Aug	28	560
YTD 22-23	486	9,720
F-Y 21-22	446	8,920

2022-23 Sludge Removal - Cubic Yards



Street Division - Benchmark Summary

Our Street Crews maintained streets using 74.97 tons of hot mix asphalt (HMA) and paved 3,250 linear feet using 1,029.38 tons of HMA, patched approximately 670 potholes; placed a total of 38 signs (10 stop signs), 38 poles (cemented), 24 clamps; inspected and repaired 94 traffic lights and street lights and street lamps; 1,084 street miles swept; removed 450 tires; street crews cleared right-of-way tree limb obstructions throughout the City. There were 267 customers and a monetary Collection of Debris totaling \$ 6,840.

Street Improvement & Construction Projects

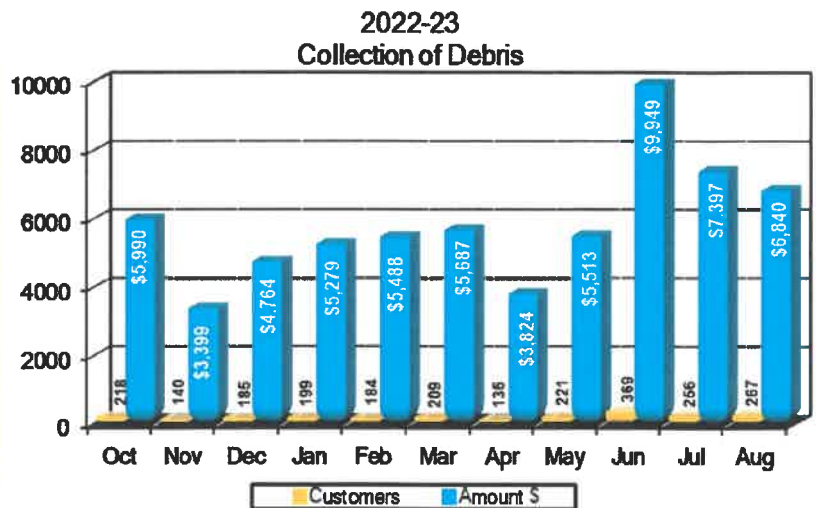
Project Name	Linear Feet	Construction % Completion	Current Status	Project Cost	Contractor
Schuerbach Road (Bus 83 to Ditch)	3,250 x 28 (1,029.38 tons)	100%	100%	\$ 86,468	Street Department
Maintenance (Citywide)	74.97 tons	100%	100%	\$ 6,297	Street Department

Storm Drainage Improvement Projects

Project Name	Linear Feet	Construction Completion	Current Status	Construction Cost Estimate	Contractor
Esperanza Storm Drainage Improvements	13,635	90%	90%	\$ 5,736,827	Texas Cordia Const. LLC
Gabriel Storm Drainage Improvements	4,479	85%	85%	\$ 2,084,252	Texas Cordia Const. LLC
Stewart Storm Drainage Improvements	8,160	80%	80%	\$ 3,323,780	G&G Contractors.

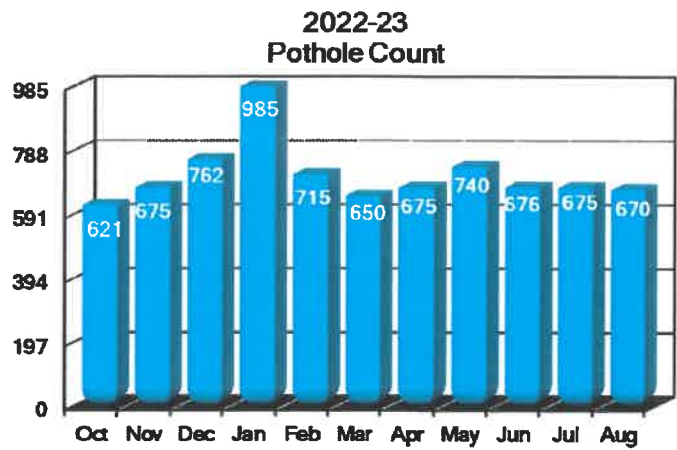
Collection of Debris There were 267 customers with a collection of debris totaling \$ 6,840.

Month	Customers	Amount \$
Oct	218	\$ 5,990
Nov	140	\$ 3,399
Dec	185	\$ 4,764
Jan	199	\$ 5,279
Feb	184	\$ 5,488
Mar	209	\$ 5,687
Apr	135	\$ 3,824
May	221	\$ 5,513
Jun	369	\$ 9,949
Jul	256	\$ 7,397
Aug	267	\$ 6,840
YTD 22-23	2,683	\$ 64,130
FY 21-22	2,251	\$ 60,525



City Pothole Maintenance Street Crews filled a total of 670 potholes.

Month	Y-T-D 21-22	Y-T-D 22-23
Oct	780	621
Nov	710	675
Dec	820	762
Jan	780	985
Feb	820	715
Mar	875	650
Apr	675	675
May	785	740
Jun	785	676
Jul	775	675
Aug	675	670
Totals	8,480	7,844



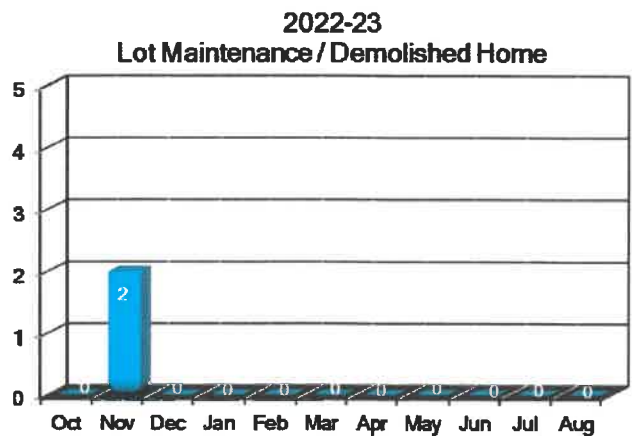
City Street Miles Swept Mr. Torres and Mr. Gutierrez, Sweeper Operators, cleaned 1,084 miles.

Month	Y-T-D 21-22	Y-T-D 22-23
Oct	425	199
Nov	463	478
Dec	494	612
Jan	438	964
Feb	588	2,042
Mar	470	1,555
Apr	611	405
May	431	1,515
Jun	644	509
Jul	226	664
Aug	350	1,084
Totals	5,140	10,027



Lot Maintenance / Demolished Home There were no properties demolished.

Month	Y-T-D 21-22	Y-T-D 22-23
Oct	0	0
Nov	0	2
Dec	0	0
Jan	0	0
Feb	0	0
Mar	0	0
Apr	0	0
May	0	0
Jun	0	0
Jul	0	0
Aug	0	0
Totals	0	0



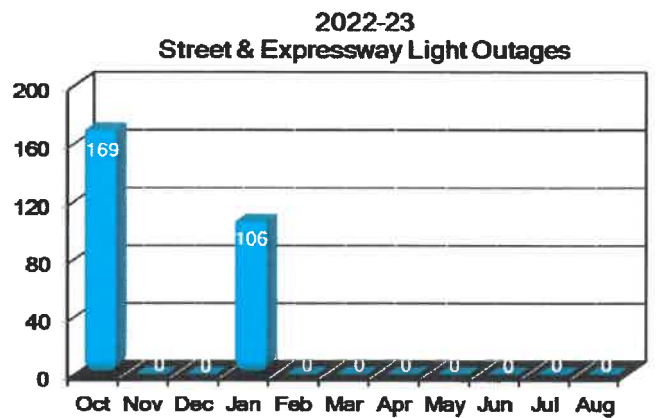
Sign Shop Output Measures Crews installed 38 signs and 38 poles (cemented), 24 clamps.

Month	21-22	22-23	22-23 Posts
Oct	55	67	37
Nov	40	32	34
Dec	50	71	31
Jan	45	68	58
Feb	15	64	45
Mar	54	61	40
Apr	23	30	24
May	20	57	57
Jun	25	32	32
Jul	42	38	37
Aug	51	38	38
Totals	420	558	433



Street Light & Traffic Signal Maintenance There were no Street Light inspections this month.

Month	21-22	22-23
Oct	285	169
Nov	20	0
Dec	30	0
Jan	295	106
Feb	26	0
Mar	15	0
Apr	16	0
May	15	0
Jun	25	0
Jul	476	0
Aug	0	0
Totals	1,203	275



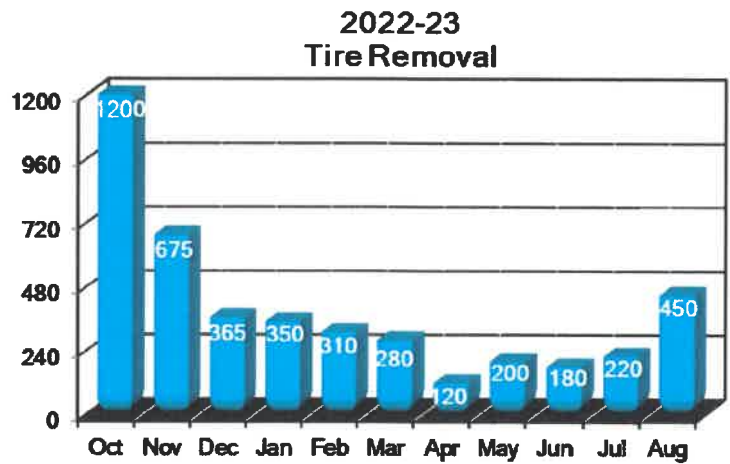
Month	School Zone			Traffic Signals Light Changes							
	Light Bulb Replacement	Re-set Controller	School Maint	Green	Red	Amber	Walk / Don't Walk	Trouble shoot Controller	Reg Maint	Misc	Total
Oct	1	1	1	1	0	0	0	0	24	15	43
Nov	0	0	4	0	1	0	4	0	17	19	45
Dec	1	15	17	3	3	4	6	3	0	20	72
Jan	0	3	4	3	1	4	8	5	23	46	97
Feb	0	0	7	1	3	2	3	8	20	48	92
Mar	0	0	0	3	2	1	0	9	27	49	91
Apr	0	0	12	1	11	1	3	9	26	24	87
May	0	0	0	1	3	3	3	6	3	40	59
Jun	0	0	30	7	5	8	0	4	30	14	98
Jul	0	0	30	1	2	1	3	10	17	29	93
Aug	1	12	11	2	1	0	4	14	16	33	94
YTD 22-23	3	31	116	23	32	24	34	68	203	337	871
FY 21-22	17	10	64	14	17	13	30	46	285	386	882

Storm Drainage Street Crews cleared debris from storm drains and ditches throughout the City.

City Crew Collect Debris Our Alley Crew cleaned alleyways and averaged 5 trailer loads daily and mowed an average of 2 miles of alleyway.

Tire Removal There were 450 tires removed from the City this month.

Month	Y-T-D 21-22	Y-T-D 22-23
Oct	1,000	1,200
Nov	1,150	675
Dec	425	365
Jan	375	350
Feb	450	310
Mar	375	280
Apr	400	120
May	275	200
Jun	175	180
Jul	208	220
Aug	287	450
Totals	5,120	4,350



Fleet Department

2022-23 Maintenance & Cost Summary

Charge Code	Work Orders	Preventive Maintenance	Cost \$
Oil Changes / PM	71	71	\$ 24,500
Repairs	11	0	\$ 13,200
Totals	82	71	\$ 37,700
Y-T-D 22-23	821	649	\$ 490,200
F-Y 21-22	805	574	\$ 475,380

2022-23 Fleet Work Order Benchmark

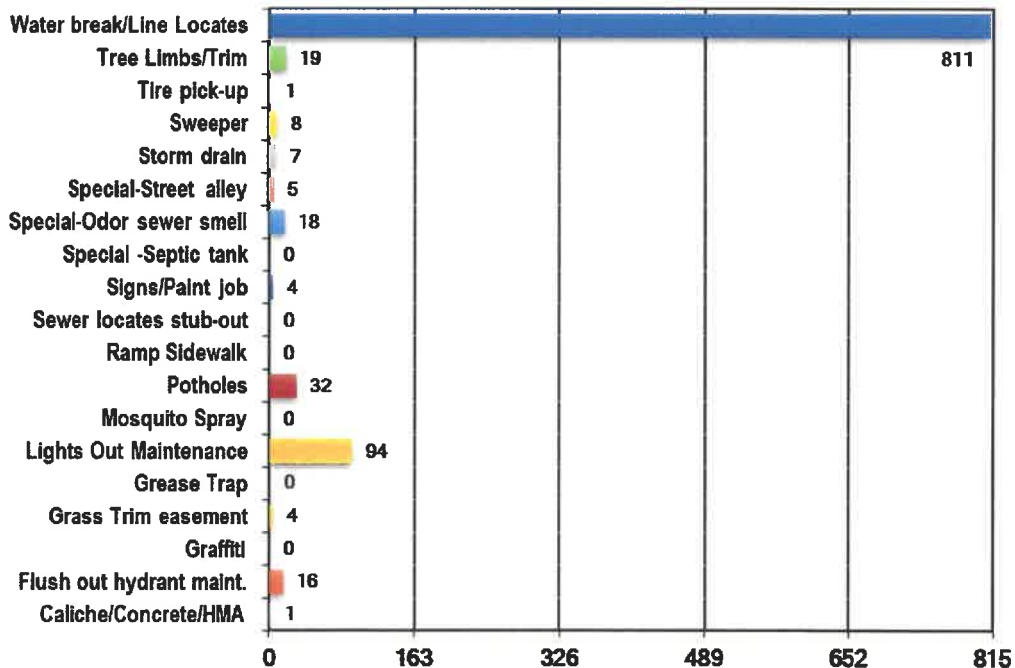


Administration

Request for Service Calls

Service Type	Oct	Nov	Dec	Jan	Feb	Mar	Apr	May	Jun	Jul	Aug	Y-T-D 22-23	F-Y 21-22
Caliche/Concrete/HMA	2	1	1	0	0	1	0	0	1	0	1	7	14
Flush Hydrant Maint.	110	61	0	0	61	78	3	0	1	4	16	334	305
Graffiti	0	0	0	0	0	0	0	0	0	0	0	0	2
Grass Trim easement	15	6	6	4	5	3	23	56	28	5	4	155	171
Grease Trap	0	0	0	0	0	0	0	0	0	0	0	0	8
Lights Out Maint.	212	45	72	203	92	91	87	59	98	93	94	1,146	2,087
Mosquito spray	0	0	0	0	0	0	0	0	0	0	0	0	5
Potholes	114	121	105	49	80	73	106	56	49	14	32	799	1,427
Ramp Sidewalk	0	0	0	0	0	3	2	0	1	0	0	6	1
Sewer locates stub-out	0	0	0	0	0	0	0	0	0	0	0	0	0
Signs/Paint job	3	4	5	4	6	16	5	13	8	4	4	72	71
Special -Septic tank	0	0	0	0	0	0	0	0	0	0	0	0	0
Special-Odor smell	26	19	35	32	33	21	25	26	20	16	18	271	289
Special-Street alley	15	15	2	11	15	19	16	6	12	10	5	126	155
Storm drain	5	11	9	6	4	9	7	22	8	12	7	100	76
Sweeper	13	10	20	12	9	16	10	13	13	7	8	131	128
Tire pick-up	41	1	1	0	7	1	1	8	3	2	1	66	66
Tree Limbs/Trim	15	7	4	11	8	10	21	47	25	19	19	186	179
Wtr break/Line locates	672	468	538	670	686	572	659	780	726	686	811	7,268	5,339
Total	1,243	769	798	1,002	1,006	913	965	1,086	993	872	1020	10,667	10,323

August 2023 Request for Service Calls

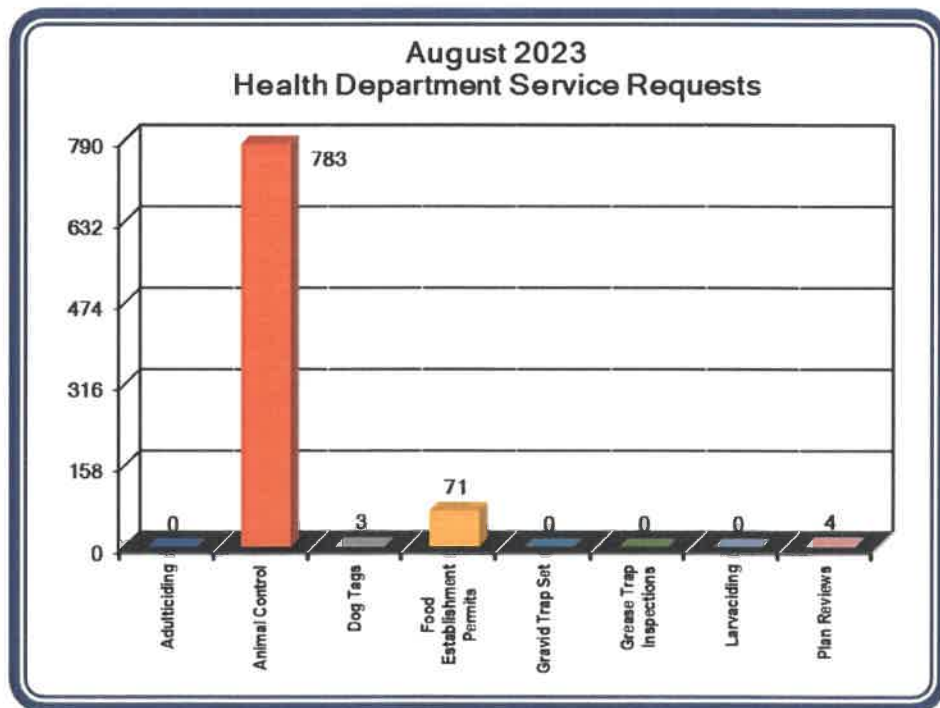


Health Department

Health Department Benchmark Summary

Following are the services provided by the Health Department for August 2023.

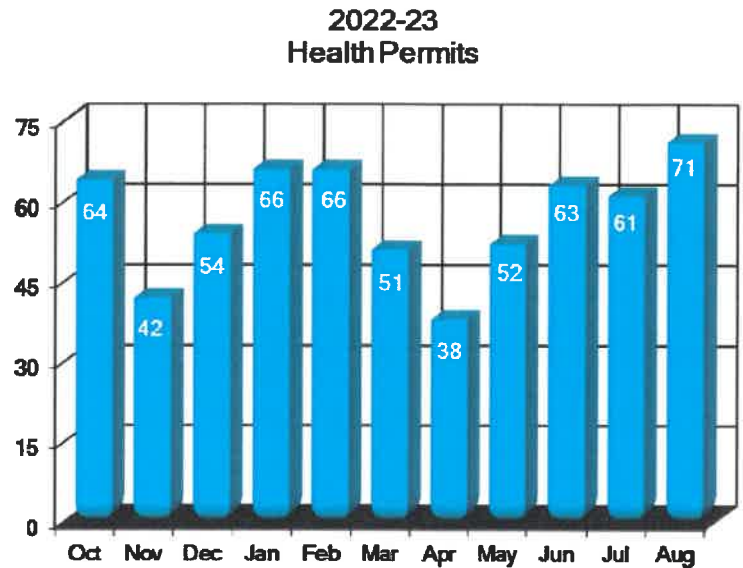
Service Type	Oct	Nov	Dec	Jan	Feb	Mar	Apr	May	Jun	Jul	Aug	Y-T-D 22-23	F-Y 21-22
Adulticiding	0	0	0	0	0	0	0	5	0	0	0	5	4
Animal Control	585	394	419	489	422	618	609	677	607	521	783	6,124	5,888
Dog Tags	8	16	3	3	3	6	1	1	0	0	3	44	89
Food Est. Permits	64	42	54	66	66	51	38	52	63	61	71	628	722
Gravid Trap Set	0	0	0	0	0	0	0	0	0	0	0	0	3
Grease Trap Inspections	2	2	2	10	8	10	2	0	0	0	0	36	16
Larvaciding	0	0	0	0	0	2	3	2	0	0	0	7	8
Plan Reviews	8	8	6	7	6	4	7	6	11	3	4	70	102
Total	667	462	484	575	505	691	660	743	681	585	861	6,914	6,832



Health Permits

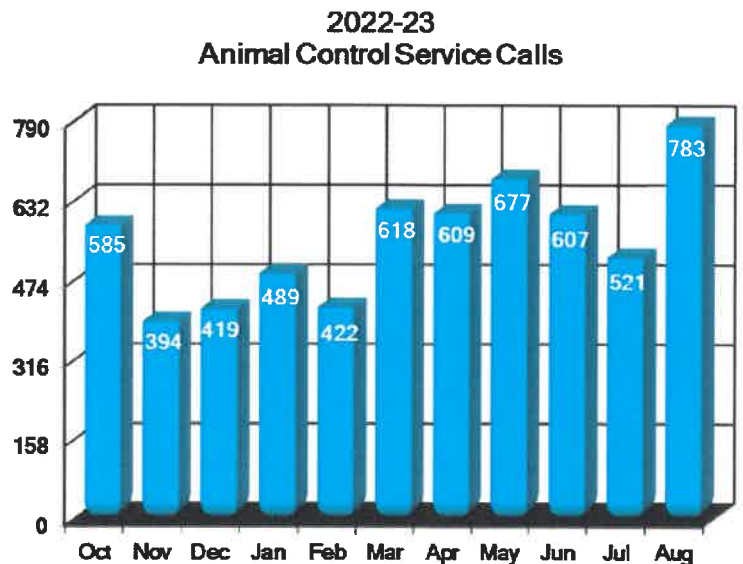
A total of 71 Food Establishment permits were issued this month.

Food Establishment Permits		
Month	Y-T-D 21-22	Y-T-D 22-23
Oct	53	64
Nov	33	42
Dec	20	54
Jan	73	66
Feb	48	66
Mar	45	51
Apr	43	38
May	49	52
Jun	113	63
Jul	67	61
Aug	128	71
Totals	672	628



Animal Control Service Calls Citizens called (783 calls) regarding Animal Control concerns.

Animal Control Calls		
Month	Y-T-D 21-22	Y-T-D 22-23
Oct	479	585
Nov	501	394
Dec	511	419
Jan	546	489
Feb	482	422
Mar	531	618
Apr	541	609
May	598	677
Jun	419	607
Jul	373	521
Aug	418	783
Totals	5,399	6,124



Health Department Animal Control

Our City's Animal Wellness Officers, David, Aaron, Mabely and Ivan, along with the staff from Alton and Palmview, reported the following Animal Control for August. There were 258 service orders completed.

Dogs

CITY	Stray	Bite Case	Seized	D.O.A.	Owner Surrender	Escape, Lost, Etc.	August	YTD 22-23
Mission	77	4	0	37	9	0	127	803
Alton	1	1	0	0	0	0	2	27
Palmview	0	0	0	6	0	0	6	102
August	78	5	0	43	9	0	135	
YTD 22-23	592	45	3	172	115	5		932

Cats

CITY	Stray	Bite Case	Seized	D.O.A.	Owner Surrender	Escape, Lost, Etc.	August	YTD 22-23
Mission	72	0	0	29	0	0	101	584
Alton	1	0	0	0	0	0	1	1
Palmview	2	0	0	0	0	0	2	31
August	75	0	0	29	0	0	104	
YTD 22-23	433	3	0	160	20	0		616

Wildlife

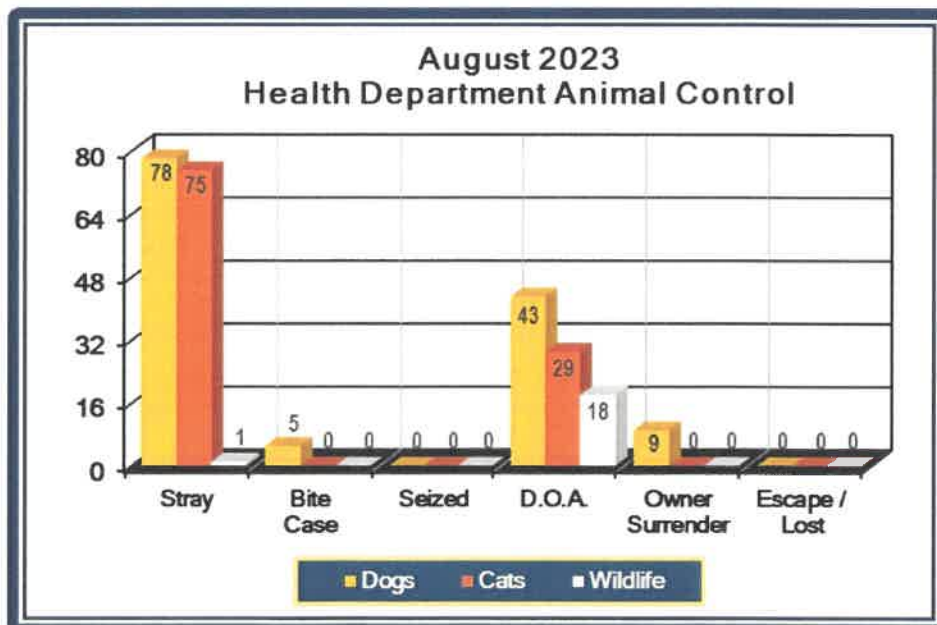
CITY	Stray	Bite Case	Seized	D.O.A.	Owner Surrender	Escape, Lost, Etc.	August	YTD 22-23
Mission	1	0	0	16	0	0	17	160
Alton	0	0	0	0	0	0	0	0
Palmview	0	0	0	2	0	0	2	6
August	1	0	0	18	0	0	19	
YTD 22-23	47	0	0	117	2	0		166

Health Department Animal Control (continued)

Below is our Health Department Animal Control Shelter summary of dogs, cats, and wildlife.

August 2023 Health Department Animal Control

Animal Type	Stray	Bite Case	Seized	D.O.A.	Owner Surrender	Escape / Lost	August	22-23 Y-T-D
Dogs	78	5	0	43	9	0	135	932
Cats	75	0	0	29	0	0	104	616
Wildlife	1	0	0	18	0	0	19	166
August	154	5	0	90	9	0	258	
22-23 Y-T-D	1,072	48	3	449	137	5		1,714



SANITATION DEPARTMENT

For the month of August 2023, the City of Mission Sanitation Department disposed of a combined **5,566.32** tons of trash/bulky items. In addition, **9,072.00** cubic yards of brush was collected at our sanitation landfill.

Month	TONS	CUBIC YARDS	TONS	TONS	TONS
	RESIDENTIAL	BRUSH	BULKY	COMMERICAL	BRUSH
OCTOBER	2,574.99	6,552.00	636.00	1,688.36	88.452
NOVEMBER	2,804.30	6440.00	944.89	1740.00	86.94
DECEMBER	2,694.88	4648.00	735.00	1815.41	62.748
JANUARY	2,853.87	4928.00	758.30	1802.34	66.528
FEBURARY	2,225.51	380.18	662.74	1628.01	5.13243
MARCH	2773.08	8876.00	901.03	1865.25	119.826
APRIL	2285.99	10360	845.49	1782.01	139.86
MAY	3472.73	33,068.00	0	2172.34	446.418
JUNE	2917.36	28672.00	0.00	1616.70	387.072
JULY	2660.33	14728	324.33	1510.01	198.828
AUGUST	2346.86	9072	654.99	1780.26	122.472
SEPTEMBER					0
Total	29609.9	127724.18	6462.77	19400.69	1724.27643

2022 - 2023 SANITATION PICK UP (TONS)

