



Traffic Analysis Report

Pebble Dr

Prepared by Traffic Det. Artemio Garcia #562

Mission Police Department Traffic Bureau

This analysis report pertains to **Pebble Drive**, specifically the section between Sycamore Avenue and Hackberry Avenue (addresses **2401 to 2481 Pebble Drive**). The analysis was conducted on **Wednesday, the 19th, Thursday, the 20th, and Friday, the 21st of March 2025**.

The recorded speeds of vehicles traveling in this area during the specified days were measured using a self-calibrated **STALKER Lidar LR** handheld radar gun. The vehicle used for this analysis was an unmarked black Ford Explorer SUV.



*All photos taken by Traffic Det. A. Garcia #562.

Pg. 2

Wednesday 19,2025 from 8am to 12pm (4hrs)

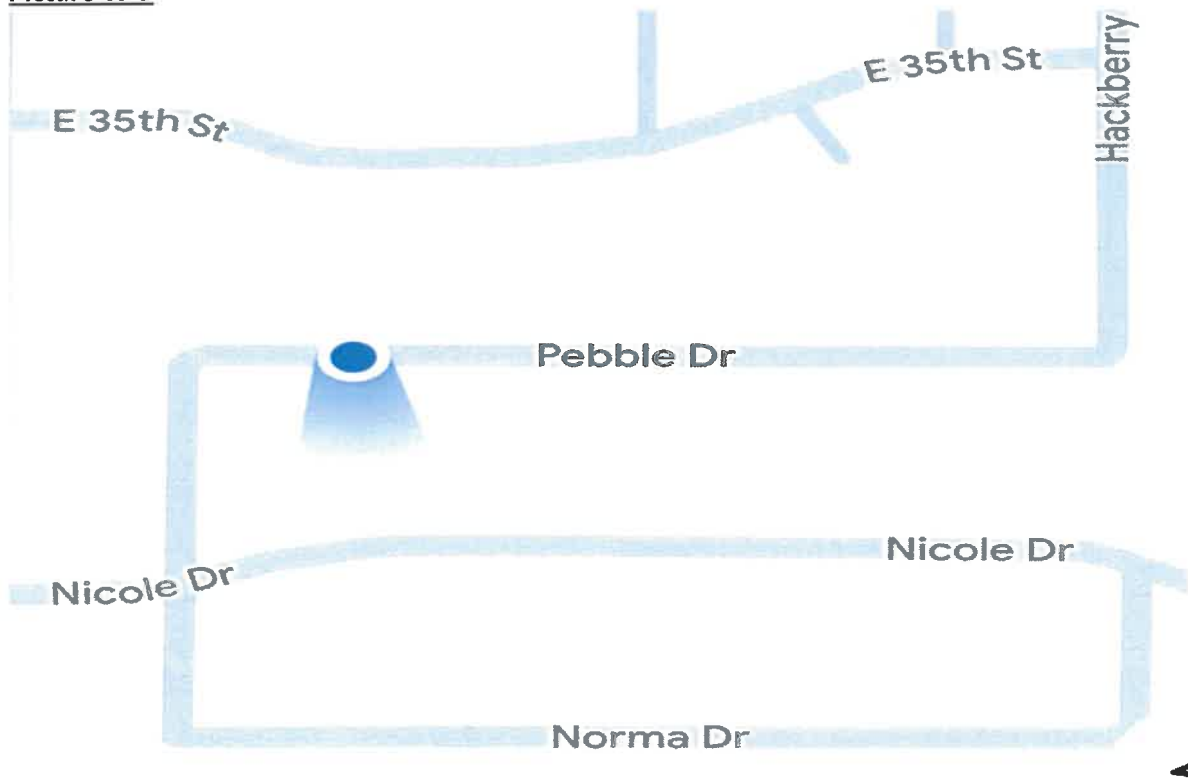
On the first day, the report was taken from a parked position at **2406 Pebble Drive**, facing eastbound (Pictures **W-A** and **W-B**).

<u>Time</u>	<u>Direction of travel</u>	<u>Miles Per hour</u>
1- 8:15am	westbound	18
2- 8:34am	eastbound	16
3- 8:35am	westbound	15
4- 8:37am	eastbound	22
5- 8:40am	westbound	22
6- 8:49am	westbound	17
7- 8:57am	westbound	22
8- 9:05am	eastbound	20
9- 9:15am	westbound	22
10- 9:16am	westbound	24
11- 9:19am	eastbound	19
12- 9:23am	westbound	26
13- 9:23am	westbound	20
14- 9:31am	eastbound	21
15- 9:39am	eastbound	22
16- 9:43am	eastbound	19
17- 9:54am	westbound	20
18- 9:58am	westbound	20
19- 10:03am	westbound	18
20- 10:18am	eastbound	30
21- 10:25am	eastbound	18
22- 10:37am	westbound	24
23- 10:42am	eastbound	23
24- 10:47am	eastbound	27
25- 10:48am	westbound	17
26- 10:53am	westbound	22
27- 10:57am	eastbound	20
28- 11:10am	eastbound	18
29- 11:10am	eastbound	17
30- 11:11am	westbound	25
31- 11:42am	eastbound	15
32- 11:47am	eastbound	29
33- 11:49am	westbound	31
34- 11:52am	eastbound	19
35- 11:53am	eastbound	27
36- 11:57am	westbound	24
37- 12:00pm	westbound	18

Picture W-A



Picture W-B



Thursday 20, 2025 from 11am to 3pm (4hrs)

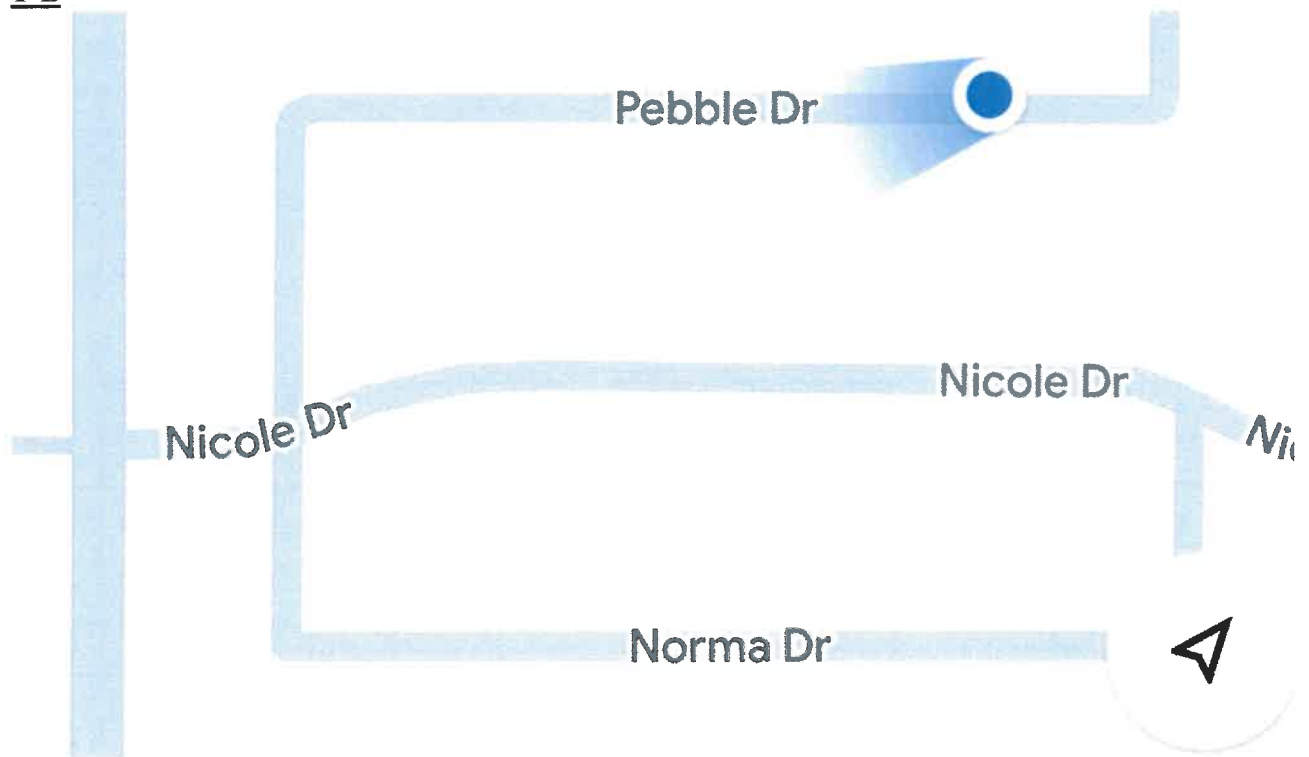
On the second day, the report was taken from a parked position at **2423 Pebble Drive**, facing westbound (Pictures **T-A** and **T-B**).

<u>Time</u>	<u>Direction of travel</u>	<u>Miles Per hour</u>
1- 11:10am	eastbound	17
2- 11:37am	eastbound	27
3- 11:46am	westbound	15
4- 11:55am	westbound	24
5- 11:55am	eastbound	32
6- 11:59am	westbound	20
7- 12:12pm	westbound	28
8- 12:17pm	westbound	22
9- 12:19pm	westbound	31
10- 12:29pm	westbound	18
11- 12:58pm	eastbound	19
12- 1:07pm	eastbound	18
13- 1:10pm	eastbound	19
14- 1:13pm	eastbound	30
15- 1:15pm	eastbound	38
16- 1:42pm	eastbound	19
17- 1:43pm	westbound	26
18- 1:45pm	eastbound	21
19- 1:45pm	eastbound	21
20- 1:51pm	eastbound	26
21- 1:58pm	eastbound	25
22- 2:00pm	eastbound	25
23- 2:26pm	westbound	17
24- 2:42pm	eastbound	20
25- 2:46pm	westbound	19
26- 2:50pm	westbound	24
27- 3:00pm	eastbound	20

T-A



T-B



Friday 21, 2025 from 3pm to 7pm (4hrs)

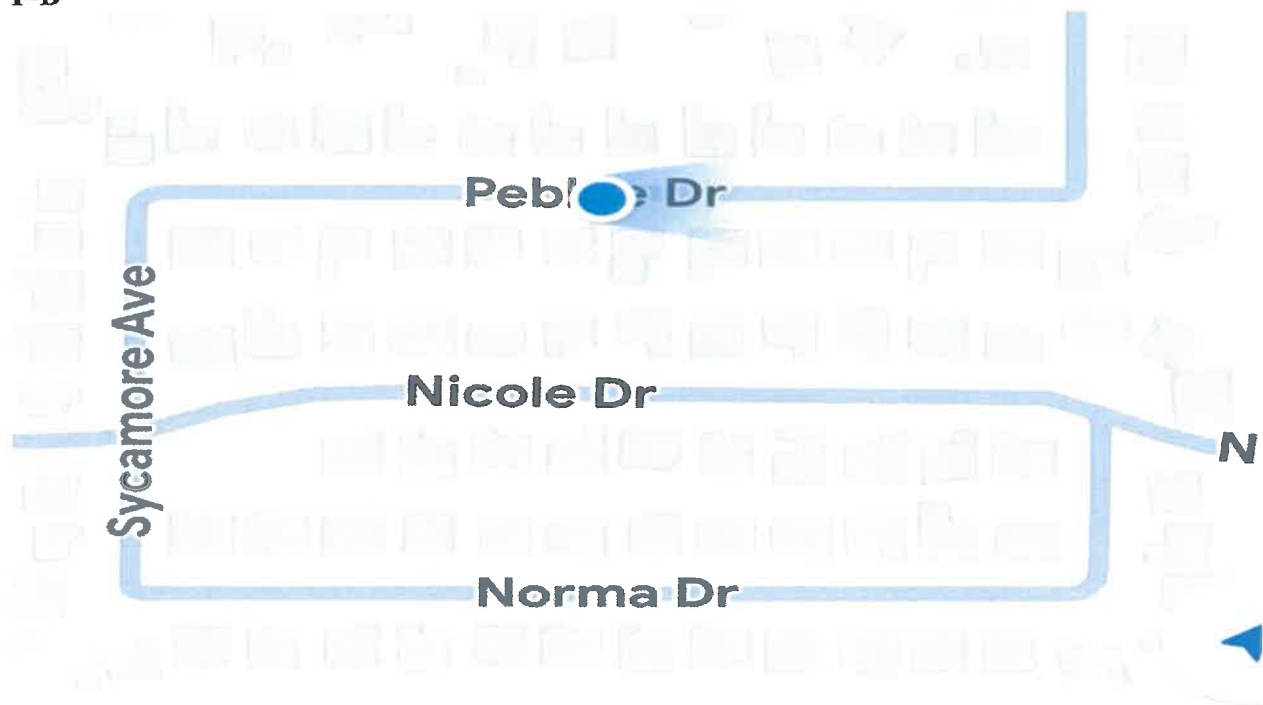
On the third day, the report was taken from a parked position at **2416 Pebble Drive**, facing eastbound (Pictures **F-A** and **F-B**).

<u>Time</u>	<u>Direction of travel</u>	<u>Miles Per hour</u>
1- 3:05pm	westbound	19
2- 3:12pm	eastbound	24
3- 3:35pm	eastbound	22
4- 3:37pm	westbound	24
5- 3:50pm	westbound	25
6- 3:50pm	westbound	16
7- 3:51pm	eastbound	26
8- 3:52pm	eastbound	16
9- 3:54pm	eastbound	17
10- 4:01pm	eastbound	20
11- 4:01pm	westbound	15
12- 4:13pm	eastbound	20
13- 4:20pm	westbound	12
14- 4:33pm	eastbound	17
15- 4:52pm	eastbound	23
16- 4:59pm	eastbound	19
17- 5:04pm	westbound	20
18- 5:06pm	westbound	24
19- 5:07pm	westbound	17
20- 5:07pm	westbound	15
21- 5:11pm	westbound	20
22- 5:12pm	westbound	17
23- 5:16pm	westbound	27
24- 5:18pm	eastbound	20
25- 5:18pm	eastbound	24
26- 5:20pm	eastbound	21
27- 5:36pm	eastbound	19
28- 5:46pm	eastbound	22
29- 5:59pm	eastbound	22
30- 6:10pm	westbound	20
31- 6:28pm	eastbound	20
32- 6:36pm	eastbound	22
33- 6:49pm	eastbound	26

F-A



F-B



List of vehicles traveling at 30 MPH or over in each day.

- Wednesday, March 19, 2025: One vehicle at **30** mph and One vehicle at **31** mph.
- Thursday, March 20, 2025: One vehicle at **32** mph, one vehicle at **31** mph, one vehicle at **30** mph and one vehicle at **38** mph.
- Friday, March 21, 2025: Zero vehicles at 30 mph or above.