


FY24 BUDGET

EXPENDITURES


GENERAL FUND

				Column8	Column9
		FY23 PASSED	FY24 FIRST	FY24 SECOND	FY24 THIRD
 CITY OF MILLS <small>EST. 1921</small>		Passed 6/14/22			
		Ordinance #779			
	ADMINISTRATION				
10-44-100	Salaries	\$198,911.00	\$272,480.00		
10-44-115	Payroll Taxes FICA	\$15,217.00	\$20,844.00		
10-44-120	Workers Comp	\$5,669.00	\$8,528.00		
10-44-125	Pension	\$18,638.00	\$25,531.00		
10-44-130	Overtime	\$1,000.00	\$1,000.00		
10-44-226	Postage	\$2,000.00	\$500.00		
10-44-235	Office Supplies	\$5,000.00	\$8,000.00		
10-44-240	Attorney Fees	\$140,000.00	\$0.00		
10-44-267	Cleaning Supplies	\$4,000.00	\$3,000.00		
10-44-270	WAM Membership	\$4,500.00	\$0.00		
10-44-290	Bonds Officials	\$20,000.00	\$0.00		
10-44-310	Contingencies	\$5,000.00	\$5,000.00		
10-44-350	Equipment Repairs	\$2,500.00	\$2,000.00		
10-44-351	Filing Fees	\$2,500.00	\$2,500.00		
10-44-352	Drug Testing	\$2,000.00	\$0.00		
10-44-405	Insurance Health	\$33,194.00	\$44,740.00		
10-44-620	Advertising	\$3,000.00	\$0.00		
10-44-720	Professional Services	\$5,000.00	\$5,000.00		
10-44-725	Caselle Support	\$15,000.00	\$15,000.00		
10-44-790	Storm Water Casper	\$2,500.00	\$0.00		
10-44-841	Travel	\$2,000.00	\$2,000.00		
10-44-850	Telephone Verizon	\$23,000.00	\$0.00		
10-44-851	Cells Dept. Heads	\$9,300.00	\$0.00		
10-44-856	Uniforms	\$1,500.00	\$1,000.00		
10-44-860	Insurance Support	\$7,000.00	\$0.00		
10-44-861	Financial Consultant	\$30,000.00	\$0.00		
10-44-863	LGLP	\$12,000.00	\$0.00		
10-44-890	Property Insurance	\$50,000.00	\$0.00		
10-44-909	Bank Fees	\$1,000.00	\$2,500.00		
10-44-910	Training	\$10,000.00	\$2,000.00		
10-44-930	Audit Fees	\$20,000.00	\$0.00		
10-44-940	Black Hills Gas	\$36,000.00	\$0.00		
10-44-941	Rocky Mountain Power	\$72,000.00	\$0.00		
10-44-981	New Hire Expenses	\$2,500.00	\$0.00		
10-44-982	Charter	\$3,500.00	\$0.00		
10-44-983	Centruy Link	\$1,000.00	\$0.00		
10-44-500	Dispatch	\$172,000.00	\$0.00		
10-44-000	Invoice Cloud Fees	\$0.00	\$0.00		
	ADMINISTRATION				
	TOTAL	\$938,429.00	\$421,623.00	\$0.00	\$0.00

FY24 BUDGET

EXPENDITURES


GENERAL FUND

 CITY OF MILLS <small>EST. 1921</small>		FY23 PASSED	FY24 FIRST	FY24 SECOND	FY24 THIRD
		Passed 6/14/22			
FIRE DEPARTMENT		Ordinance #779			
10-56-100	Salaries	\$485,721.00	\$547,152.00		
10-56-115	Medicare	\$7,043.00	\$12,410.00		
10-56-120	Workers Comp	\$13,844.00	\$18,322.00		
10-56-125	Pension	\$77,716.00	\$93,659.00		
10-56-130	Overtime	\$20,000.00	\$38,933.00		
10-56-131	Holiday Overtime	\$18,933.00	\$0.00		
10-56-132	Volunteer/Pay Per Call	\$22,928.00	\$22,928.00		
10-56-135	FLSA Overtime	\$35,704.00	\$38,215.00		
10-56-210	Wellness/Fitness	\$13,300.00	\$11,840.00		
10-56-235	Office Supplies	\$250.00	\$750.00		
10-56-310	Contingencies	\$3,000.00	\$3,000.00		
10-56-349	Fire Hose	\$0.00	\$5,000.00		
10-56-350	Equipment Repairs	\$7,000.00	\$7,000.00		
10-56-370	Fuel	\$12,500.00	\$12,500.00		
10-56-392	Fire Investgation	\$250.00	\$500.00		
10-56-393	Fire Prevention	\$250.00	\$500.00		
10-56-394	On Coming Testing	\$1,500.00	\$750.00		
10-56-405	Health Insurance	\$99,653.00	\$96,428.00		
10-56-425	Medical Supplies	\$25,000.00	\$25,000.00		
10-56-502	911 Fire Dispatch	\$0.00	\$23,000.00		
10-56-510	Air Packs & Bottles	\$3,000.00	\$0.00		
10-56-620	Building & Grounds	\$5,000.00	\$7,500.00		
10-56-650	Radios	\$5,000.00	\$5,000.00		
10-56-730	Service Agreements	\$12,000.00	\$20,000.00		
10-56-815	Tires	\$10,000.00	\$8,000.00		
10-56-820	Safety Equipment (PPE)	\$0.00	\$7,173.00		
10-56-855	Uniforms	\$11,000.00	\$11,000.00		
10-56-910	Training	\$12,000.00	\$6,000.00		
10-56-915	Licensing	\$4,000.00	\$5,000.00		
10-56-920	EMS Bill Pay	\$0.00	\$2,500.00		
10-56-950	Vehicle Repairs	\$10,000.00	\$15,000.00		
10-56-960	Wildland Equipment	\$0.00	\$2,500.00		
10-56-963	Incentive Pay	\$5,800.00	\$11,967.00		
10-56-970	EFGA/Floor Plan	\$2,000.00	\$2,000.00		
10-56-000	Backgrounds	\$0.00	\$5,500.00		
FIRE DEPARTMENT					
TOTAL		\$924,392.00	\$1,067,027.00	\$0.00	\$0.00

FY24 BUDGET


EXPENDITURES

GENERAL FUND

 CITY OF MILLS <small>EST. 1921</small>		FY23 PASSED	FY24 FIRST	FY24 SECOND	FY24 THIRD
		Passed 6/14/22 Ordinance #779			
	GRAND TOTAL	\$5,657,110.00	\$5,822,217.00	\$0.00	\$0.00

FY24 BUDGET

BALANCE

 CITY OF MILLS <small>EST. 1921</small>		FY23 PASSED	FY24 FIRST	FY24 SECOND	FY24 THIRD
		Passed 6/14/22			
	FY22	Ordinance #779			
	BALANCE				
	REVENUE				
	General Fund	\$4,138,192.00	\$5,493,727.00		
	Grants	\$0.00	\$4,355,780.00		
	One-Cent	\$4,487,502.00	\$1,500,000.00		
	Enterprise	\$2,917,850.00	\$2,965,000.00		
	Impact		\$150,000.00		
	TOTAL REVENUE BALANCE	\$11,543,544.00	\$14,464,507.00		
	EXPENDITURES				
	General Fund	\$4,922,754.00	\$5,822,217.00		
	Grants	\$0.00	\$4,355,780.00		
	One-Cent	3,962,180.00	\$1,500,000.00		
	Enterprise	\$2,658,610.00	\$2,740,000.00		
	Impact		\$150,000.00		
	TOTAL EXPEND. BALANCE	\$11,543,544.00	\$14,567,997.00	\$0.00	\$0.00
	DIFFERENCE	\$0.00	-\$103,490.00	\$0.00	\$0.00