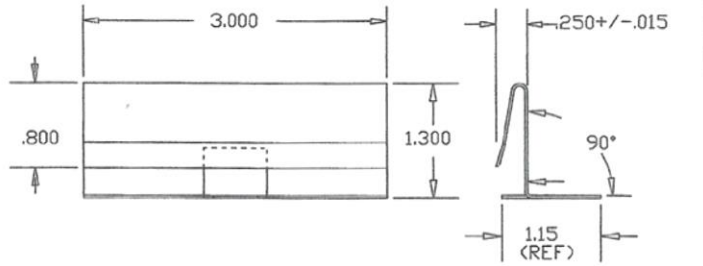
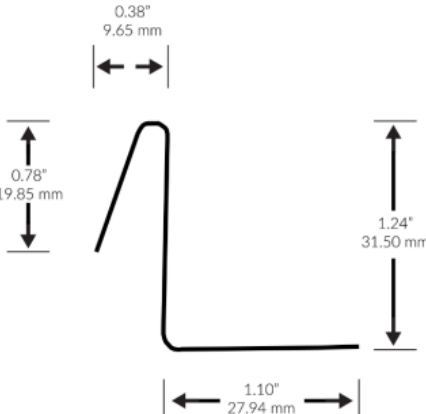
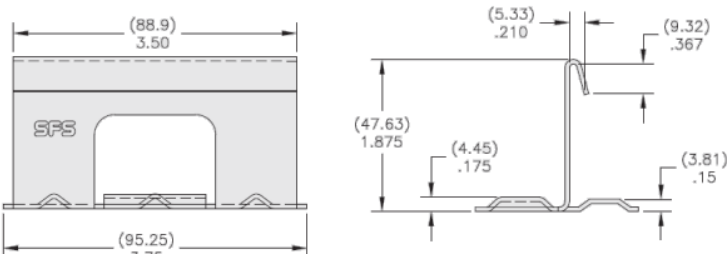
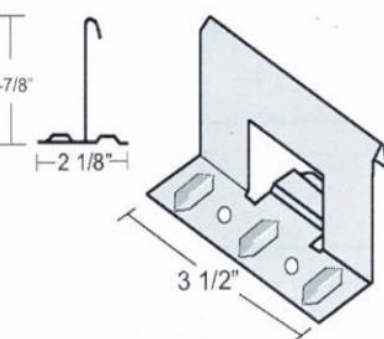


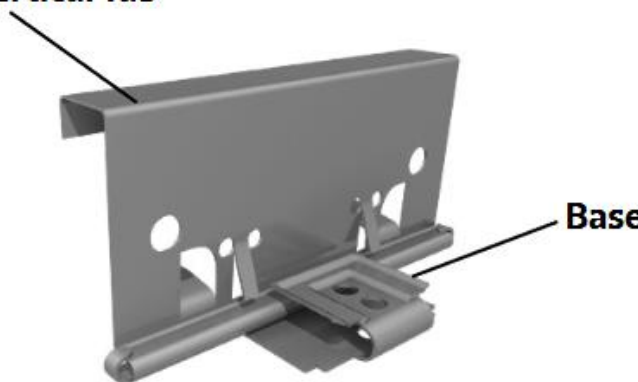
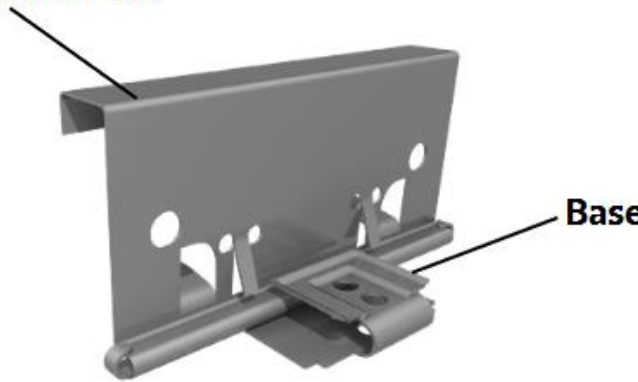
**INSTALLATION**

Note - Refer to the [APPROVED ROOF SYSTEMS](#) section of this report for specific installation details of a selected system.

Unless otherwise specified in this report the following installation details shall be met for the named products:

| Component     | Product  | Installation Detail   |
|---------------|--|---|
| Fasteners     | #10-12 Pancake Type A screw                              | Shall penetrate through the sheathing a minimum 3/8 in. Shall be corrosion resistant in accordance with FBC section 1507.4.4. |
|               | #10-9 PanclipSS MTW low profile head wood screw          |   |
|               | #10-9 Panclip MTW low profile head wood screw            |   |
|               | #9-15 Woodgrip HWH wood screw with sealing washer        |   |
|               | #9-15 Evergrip HWH wood screw with sealing washer        |   |
|               | #12-8 XG, Pancake head wood screw                        |   |
|               | #12-8 Woodgrip XG HWH wood screw with sealing washer     |   |
|               | #14-13 PANCLIP SD-L low profile head self-drilling screw |   |
| Bearing Plate | Universal Bearing Plate                                  | 4" x 5", 20ga. galvanized steel bearing plate from Direct Metals, Inc.  |
| Clips         | 1.5 in. DM SL Clip                                       | 24 ga. Direct Metals Inc Snaplock HD 450HD Clip, 1-1/4" – 1-1/2" Utility Snaplock Clip, 1.3 in. tall with 3 in. base          |
|               |  |   |

| Component      | Product                    | Installation Detail   |
|----------------|----------------------------|---|
|                | 1.5 in. SL Continuous Clip | <p>24 ga. ASTM A792 AZ55 or 0.032" ASTM B209, 3105 H24 Al;<br/>1.24 in. tall with 1.1 in. base, Min. 10 ft. length</p>              |
|                | 1.75 in. SFS SL Clip       | <p>18 ga. SFS 1-3/4 in. Snap Lock Clip; 1.875 in. tall with 3.75 in. base</p>    |
| Clips – Cont'd | 1.75 in. DM SL Clip        | <p>18 ga. Direct Metals Inc 1-3/4 in. Snap Lock Clip; 1-7/8 in. tall with 3-1/2 in. base</p>  |

| Component      | Product  | Installation Detail  |
|----------------|--|--|
|                | 1.5 in. ML Clip  | <p>1-1/2 in. 1-piece expansion clip; 22 ga. vertical tab; 16 ga. base; 4.5 in. long</p> <p><b>Vertical Tab</b></p>  <p><b>Base</b></p> |
| Clips – Cont'd | 2 in. ML Clip  | <p>2 in. 1-piece expansion clip; 22 ga. vertical tab; 16 ga. base; 4.5 in. long</p> <p><b>Vertical Tab</b></p>  <p><b>Base</b></p>    |
| Seam Sealant   | <p>TiteBond Weathermaster Metal Roof Sealant</p> <p>Geocel 2300</p> <p>Novaflex Metal Roof Sealant</p> | <p>Shall be applied in 1/4 in.- 5/16 in. continuous beads on the male rib along the seam</p>   |

| Fastening Details |   |
|-------------------|---|
| Nomenclature      | Attachment  |
| TCM-LOK           | <p>3/8" bead TiteBond WeatherMaster Metal Roof Sealant</p> <p>(1) #10-12 TYPE A PANCAKE</p> |
| 5V Type 1         | <p>(1) HWH wood screw w/sealing washer</p> <p>12" 12"</p> <p>At Panel Lap</p>               |
| 5V Type 2         | <p>12" 12"</p> <p>(1) #9 x 1 1/2" WOODGRIP w/ WASHER</p>                                    |
| 5V Type 3         | <p>10" 2 1/2" 10"</p> <p>(1) #9 x 1 1/2" WOODGRIP w/ WASHER</p>                             |
| PBR Type 1        | <p>7" 5" 7" 5" 7" 5"</p> <p>#14 x 7/8 LAP SCREW @ 24" O.C.</p> <p>WOODGRIP W/ WASHER</p>    |

| Fastening Details |            |
|-------------------|------------|
| Nomenclature      | Attachment |
| PBR Type 2        |            |
| Ultra Rib 1       |            |
| Ultra Rib 2       |            |
| Ultra Rib 3       |            |
| Ultra Rib 4       |            |