



Parks and Recreation Master Plan

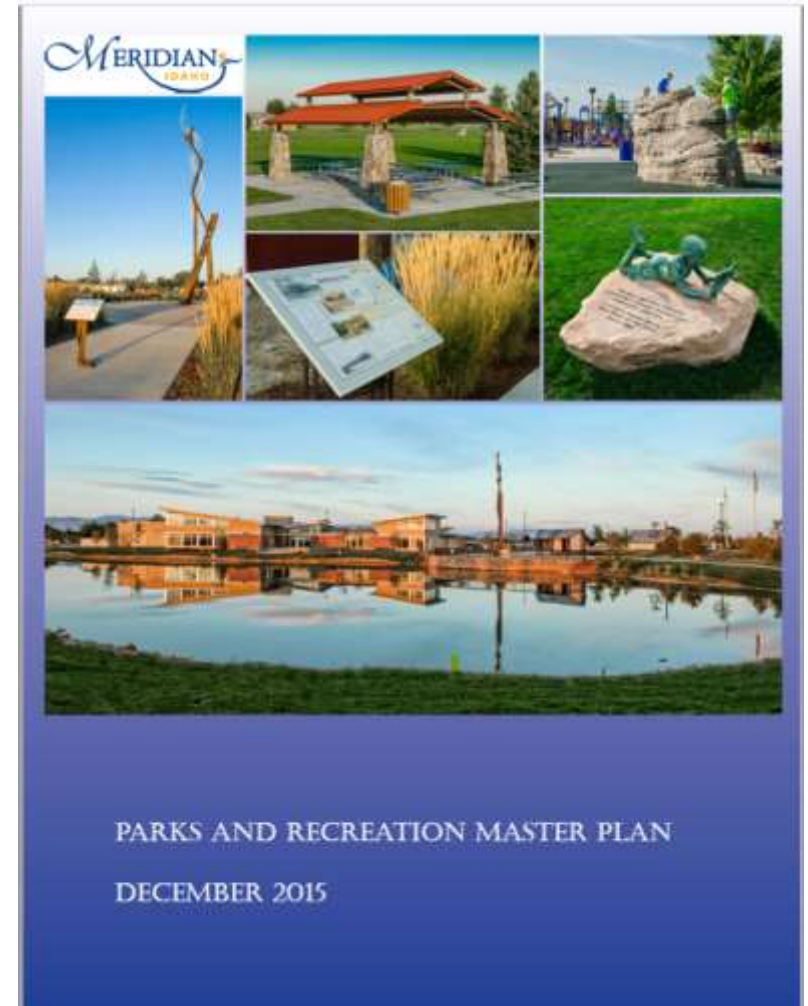
City Council Presentation



Tuesday | December 13, 2022

Master Plan Process

- ✓ Strategic Kick-off: - October 10, 2021
- ✓ Leadership Interviews – October 13-15, 2021
- ✓ Survey – October 2021 – January 2022
- ✓ Community Engagement – November 2021
 - ✓ Focus Groups – November 16-18, 2021
 - ✓ Public Presentation – November 18, 2021
- ✓ Inventory – November 2021
- ✓ Level of Service Analysis – December 2021
- ✓ Findings Presentation – February 23-24, 2022
- ✓ Organizational Assessment – May – October 2022
- ✓ Draft Recommendations Presentation – May 2022
- ✓ Draft & Final Plan Presentation – December 2022



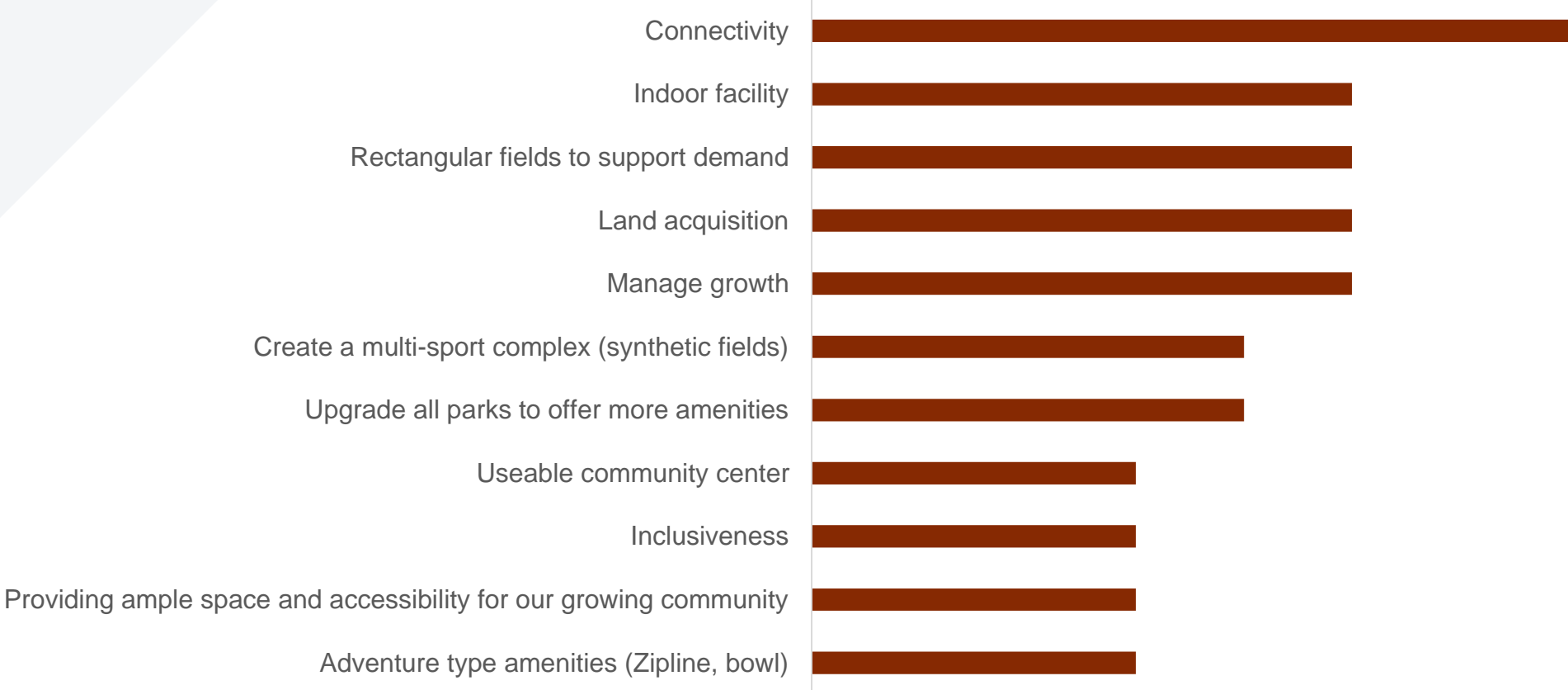
Public Engagement included:

- On site November 16-18, 2021
- 6 focus groups consisting of 39 participants
- Interviews with ten elected officials and stakeholders
- Staff interviews and SWOT Workshop
- Parks & Recreation Commission Briefing
- Tours of parks and facilities
- Open public forum in person and virtually with 18 people in attendance



Focus Group Priorities

Priorities



Survey Methodology

Primary methods:

1 = Statistically Valid (Invitation Survey)
Mailed survey with an option to complete online through password protected website.



312 - Invitation Online and Paper surveys completed
+/- 5.5% Margin of Error

2 = Open Link Survey
Online survey available to all residents of the City of Meridian.



378 - Open Link Surveys Completed



3,500 Surveys Mailed (3,444 delivered)



Future Needs–Indoor Facilities

Future needs for indoor and outdoor facilities are similar across survey years.

Q 13: What are the the greatest needs for indoor and outdoor facilities to be added, expanded, or improved in Meridian over the next 5 or 10 years? Indoor Facilities:

Rating Category	2021 Survey		2015 Survey	
Community/recreation center	n=273	3.9	n=592	3.7
Indoor aquatics facility	n=268	3.8	n=599	3.8
Fieldhouse/gymnasium space	n=257	3.6	n=582	3.2
Performing arts center	n=265	3.3	n=592	3.2
Ice rink	n=265	3.0	n=587	3.0



Future Needs–Outdoor Facilities

Q 13: What are the the greatest needs for indoor and outdoor facilities to be added, expanded, or improved in Meridian over the next 5 or 10 years? Outdoor Facilities:

Rating Category	2021 Survey		2015 Survey	
Pathways & trails	n=279	4.3	n=601	4.1
Improved park amenities (drinking fountains, restrooms, benches, etc.)	n=278	4.1	n=570	3.8
Shade structures in parks	n=268	4.0	n=586	4.0
Playgrounds	n=255	3.8	n=563	3.7
Lights for outdoor athletic facilities	n=265	3.6	n=561	3.4
New parks	n=162	3.5	n=495	3.2
Parking at recreational facilities	n=177	3.4	n=515	3.1
Splash pads	n=247	3.4	n=554	3.1
Outdoor athletic fields/courts	n=183	3.3	n=543	3.1
Dog parks	n=267	3.3	n=584	3.0
Fishing ponds	n=265	3.2	n=584	3.1
Pickleball courts	n=255	3.0	n=555	2.3
Disc golf	n=246	2.9	n=561	2.6
Public art in the parks	n=252	2.9	n=576	3.1
Exercise stations along trails in parks	n=262	2.9	n=566	3.2
Rodeo/equestrian facility	n=244	2.2	n=564	2.2



Allocation of Funding

Adding more pathways is still a top priority. However, respondents allocated a greater amount to expanding aquatics and expanding programs and services in 2015.

Q 19: With \$5 increments being the smallest amount you might use, if you had \$100 to spend on parks and recreation facilities, services and/or programs, how would you allocate that \$100 across the following categories?

Rating Category	2021 Survey		2015 Survey	
Add more pathways	n=274	\$19.54	n=608	\$17.69
Make improvements and/or renovate and maintain existing park facilities	n=274	\$14.13	n=608	\$12.62
Expand aquatics (indoor or outdoor pool, splash pads, etc)	n=274	\$13.91	n=608	\$19.44
Add new parks	n=274	\$9.46	n=608	\$8.63
Recreation center, including gym space and related activities	n=274	\$8.43	n=608	\$8.75
New or expanded Community Center (community class/meeting rooms, activity spaces, etc)	n=274	\$8.23	n=608	\$6.16
Expand programs and activities (more teen programs, senior programs, etc)	n=274	\$7.58	n=608	\$11.29
Add outdoor athletic fields and courts	n=274	\$7.27	n=608	\$7.14
Other enhancements (please specify below)	n=274	\$6.16	n=608	\$3.27
Provide more City-wide special events	n=274	\$5.30	n=608	\$5.02



A scenic view of a lake at sunset. The sun is low on the horizon, creating a bright reflection on the water. In the foreground, a large, dark tree trunk stands on the right, and a grassy bank is populated by many ducks. The background shows a line of trees and houses under a clear sky.

Inventory & Level of Service

Inventory Summary

Park or Facility	Acres	Ownership	Classification	Aquatics, Lap Pool	Aquatics, Leisure Pool	Aquatics, Spray Pad	Basketball Court	Basketball, Practice	Climbing, Designated	Concessions	Diamond Field	Diamond Field, Complex	Diamond Field, Practice	Disc Golf	Dog Park	Educational Experience	Equestrian Facility	Event Space	Fitness Area	Fitness Course	Game Court	Garden, Community	Garden, Display	Golf	Golf, Practice	Historic Feature	Horseshoe Complex	Horseshoe Court	Loop Walk	Open Turf	Passive Node	Pickleball Court	Playground, Destination	Playground, Local	Public Art	Rectangular Field, Large	Rectangular Field, Multiple	Rectangular Field, Small	Shelter, Large	Shelter, Small	Skate Park	Tennis Complex	Tennis Court	Trail Access Point	Trailhead	Volleyball Court	Water Access, Developed	Water Access, General	Water Feature	Water, Open								
Discovery Park	27	City of Meridian	Regional			1			1	1	2				1			1												1	1											2	1															
Julius M. Kleiner Park	58	City of Meridian	Regional			1	1	1		1						1		1	1		2	1	1						3	1	3	4	1	2	1							3	2				1		1	3	1		1					
Settlers Park	58	City of Meridian	Regional			1			1	2	8	1		1																1												1		2	2		1	7										
Bear Creek Park	19	City of Meridian	Community					2		1	2			1																1	1					1						1	1	1														
Fuller Park	23	City of Meridian	Community							1	3								1											1		1		1												4				1	1		1					
Heroes Park	30	City of Meridian	Community				1	2		1																				1		1										1	1	1														
Hillsdale Park	10	City of Meridian	Community			1														1										1	1																	2				1						
Storey Park	18	City of Meridian	Community									2			1															1	1																											
Tully Park	19	City of Meridian	Community				1			1	2								1											1	1							1													1							
8th Street Park	3	City of Meridian	Neighborhood																											1																		1	1									
Centennial Park	0.4	City of Meridian	Neighborhood					1																							1																			1								
Champion Park	6	City of Meridian	Neighborhood					2																						1	1																											
Chateau Park	7	City of Meridian	Neighborhood					2					1																	1	1																											
Gordon Harris Park	11	City of Meridian	Neighborhood																											1	1																											
Keith Bird Legacy Park	8	City of Meridian	Neighborhood					1											1											1	1																											
Renaissance Park	7	City of Meridian	Neighborhood					2																						1	1																				1							
Reta Huskey Park	9	City of Meridian	Neighborhood					1											1											1	1		3		1												1											
Seasons Park	7	City of Meridian	Neighborhood					2																						1	1																											
Settlers Village Park	0.6	City of Meridian	Neighborhood																												1																											
City Hall Plaza	1	City of Meridian	Special Use													1		1															1																				1					
Fire Station No.4 Park	1	City of Meridian	Special Use																														1																		1							
Generations Plaza	0.2	City of Meridian	Special Use			1													1								1																								1							
Meridian Swimming Pool	1	City of Meridian	Special Use	1	1					1																																																
Lakeview Golf Course	120	City of Meridian	Golf																								1	1																														
Ten Mile Trailhead	1	City of Meridian	Trailhead																																																				1			
West Meridian Regional Park Property	46	City of Meridian	Future																																																							
Meridian Subtotal				1	1	4	3	16	1	8	17	1	1	2	1	2	1	3	5	1	2	1	1	1	1	1	2	1	15	16	8	10	3	16	7	7	2	1	22	11	1	1	7	13	2	2	3	2	1	2								



Inventory Summary (Other Providers)

Park or Facility	Acres	Ownership	Classification	Aquatics, Lap Pool	Aquatics, Leisure Pool	Aquatics, Spray Pad	Basketball Court	Basketball, Practice	Climbing, Designated	Concessions	Diamond Field	Diamond Field, Complex	Diamond Field, Practice	Disc Golf	Dog Park	Educational Experience	Equestrian Facility	Event Space	Fitness Area	Fitness Course	Game Court	Garden, Community	Garden, Display	Golf	Golf, Practice	Historic Feature	Horseshoe Complex	Horseshoe Court	Loop Walk	Open Turf	Passive Node	Pickleball Court	Playground, Destination	Playground, Local	Public Art	Rectangular Field, Large	Rectangular Field, Multiple	Rectangular Field, Small	Shelter, Large	Shelter, Small	Skate Park	Tennis Complex	Tennis Court	Trail Access Point	Trailhead	Volleyball Court	Water Access, Developed	Water Access, General	Water Feature	Water, Open			
Heritage Middle School Ball Fields	6	West Ada School D	Sports Parks								4	1																																									
Jabil Fields	8	West Ada School D	Sports Parks																																2																		
USBR Undeveloped	31	Bureau of Reclamat	Undeveloped																																																		
C.F. McDevitt Park	39	Boise	Neighborhood Park						1	7	1	4																1	1				1						1							1			1				
Cameron Park	1	Boise	Neighborhood Park																										1			1																					
Cottonwood Park	8	Boise	Neighborhood Park				2																						1	1			1																				
Peppermint Park	7	Boise	Neighborhood Park				1																						1	1			1					1						1									
Sycamore Park	7	Boise	Neighborhood Park																										1			1							1														



Inventory Summary (Schools)

LOCATION	Playground	Open Turf	Multi-use Court	Basketball	Rectangular Fields, All Sizes	Diamond, Practice	Diamond Ballfield	Shelter, All Sizes	Loop Walk	Volleyball	Tennis	Athletic Track
Barbara Morgan Stem Academy	1	1	1	1	1		1	1				
Central Academy		1										
Chaparral Elementary School	1	1	1	1	1				1			
Chief Joseph Elementary School	1	1	1		1				1			
Compass Public Charter School												
Crossroads Middle School				1	1					1		
Discovery Elementary School	1	1	1						1			
Heritage Middle School				1	1	1			1		1	
Hillsdale Elementary School	1	1	1									
Hunter Elementary School	1	1	1		1							
Lewis & Clark Middle School		1		1	1	1	1		1		1	
Lowell Scott Middle School		1			1	1	1		1		1	
Mary McPherson Elementary School	1	1	1	1	1				1			
Meridian Academy		1					1					
Meridian Elementary School	1	1	1		1	1						
Meridian High School					3		3				6	1
Meridian Middle School		1			1		1		1		1	
Mountain View High School					3		4			2	6	1
Paramount Elementary School	1	1	1	1								
Pathways Middle School		1	1	1								
Pepper Ridge Elementary School	1	1	1	1								
Peregrine Elementary School	1	1	1		1				1			
Pioneer School of the Arts	1	1	1		1	1			1			
Ponderosa Elementary School	1	1	1	1	1			1	1			
Prospect Elementary School	1	1	1		1				1			
Renaissance High School												
River Valley Elementary School	1	1	1	1	1				1			
Rocky Mountain High School					3		4				6	1
Sawtooth Middle School		1		1	1	1			1		1	
Siena Elementary School	1	1	1	1	1				1			
Spalding STEM Academy	1	1	1	1				1				
Ustick Elementary School	1	1	1		1				1			
Victory Middle School				2	2	2					6	1
Willow Creek Elementary	1	1	1	1	1				1			
Future School A												
Future School B												
Future School C												
Future School D												
Future School E												
Future School F												
Future School G												
Future School H												



Inventory Summary (HOA and Private Facilities)

Aquatics, Lap Pool	6
Aquatics, Leisure Pool	30
Aquatics, Therapy Pool	1
Basketball Court	9
Basketball, Practice	15
Disc Golf	1
Game Court	1
Horseshoe Court	1
Loop Walk	5
Open Turf	109
Passive Node	6
Playground, Destination	4
Playground, Local	89
Rectangular Field, Multiple	1
Shelter, Large	2
Shelter, Small	49
Tennis Court	5
Volleyball Court	4
Water Feature	1
Water, Open	4

GRASP®: a look back

Year	2022	2015
Population	124,790	94,289
City Limit (Acres)	23,191	18,159
# of Sites (Parks, Facilities, etc.)	25	21
Total # of Components	256	207
Total GRASP® Value (Entire System)	1694	1317
GRASP® Index	14	14
Ave. Score per Site	67.8	62.7
% of Total Area w/LOS >0	97%	98%
Average LOS per Acres Served	179	196
Components Per Capita	2	2
Average LOS/Population Density	33	38
Population Density (per acre)	5.4	5.2
% of Population with Walkable Target Access	68%	50%
People per Park	4992	4490
Park per 1k People	0.20	0.22

Mapping Location and Quality of Components

Keith Bird Legacy Park
City of Meridian

Legend

- Meridian Park
- Meridian
- MCA
- Library/Community
- Other
- Compost
- Existing Pathway, Biking
- Proposed Pathway, Biking
- On Street Bikes, Biking
- Abandoned Bikes, Biking
- Mini Park, Biking
- City of Meridian
- West Side Center (Central)
- West Side Pavilion (Duke)
- Boys
- WALKWAY RECREATION
- Meridian City Lot



Keith Bird Legacy Park

Address: 3737 W Lost Rapids Dr, Meridian, ID 83646
 GIS Acres 7.50
 Owner: City of Meridian
 Classification: Neighborhood
 Inventory Date: 11/17/2021

Park Overview:
Newer construction. The park is typical for Meridian neighborhood park. Lots of seating, nice amenities

Park Cumulative Scores:

57	52
GRASP® Community Score	GRASP® Neighborhood Score

Comfort and Convenience Scores:

2 -Design and Ambiance	1 -Trail Connection	2 -Dog Pick-Up Station
2 -Park Access	3 -Seating	0 -Seasonal Plantings
2 -Parking	2 -Picnic Tables	2 -Shade
2 -Restrooms	2 -BBQ Grills	2 -Ornamental Plantings
		2 -Bike Parking
		2 -Drinking Fountains
		2 -Security Lighting

Components:	MAP ID	N Score	C Score	Qty	Lights	Observations
Basketball, Practice	C157	2	2	1		Half court
Fitness Area	C146	2	2	1		
Loop Walk	C144	2	2	1		
Open Turf	C192	2	2	1		
Other	C193	2	2	2		Game tables in the pizza with checkers or chess board
FARCEL	L555	2	2	1		
Playground, Local	C145	2	2	1		
Public Art	C191	2	2	1		Sculpture
Rectangular Field, Large	C147	2	2	1		
Shelter, Large	C156	2	2	1		

N Score = Neighborhood Score / C Score = Community Score / Qty = Quantity

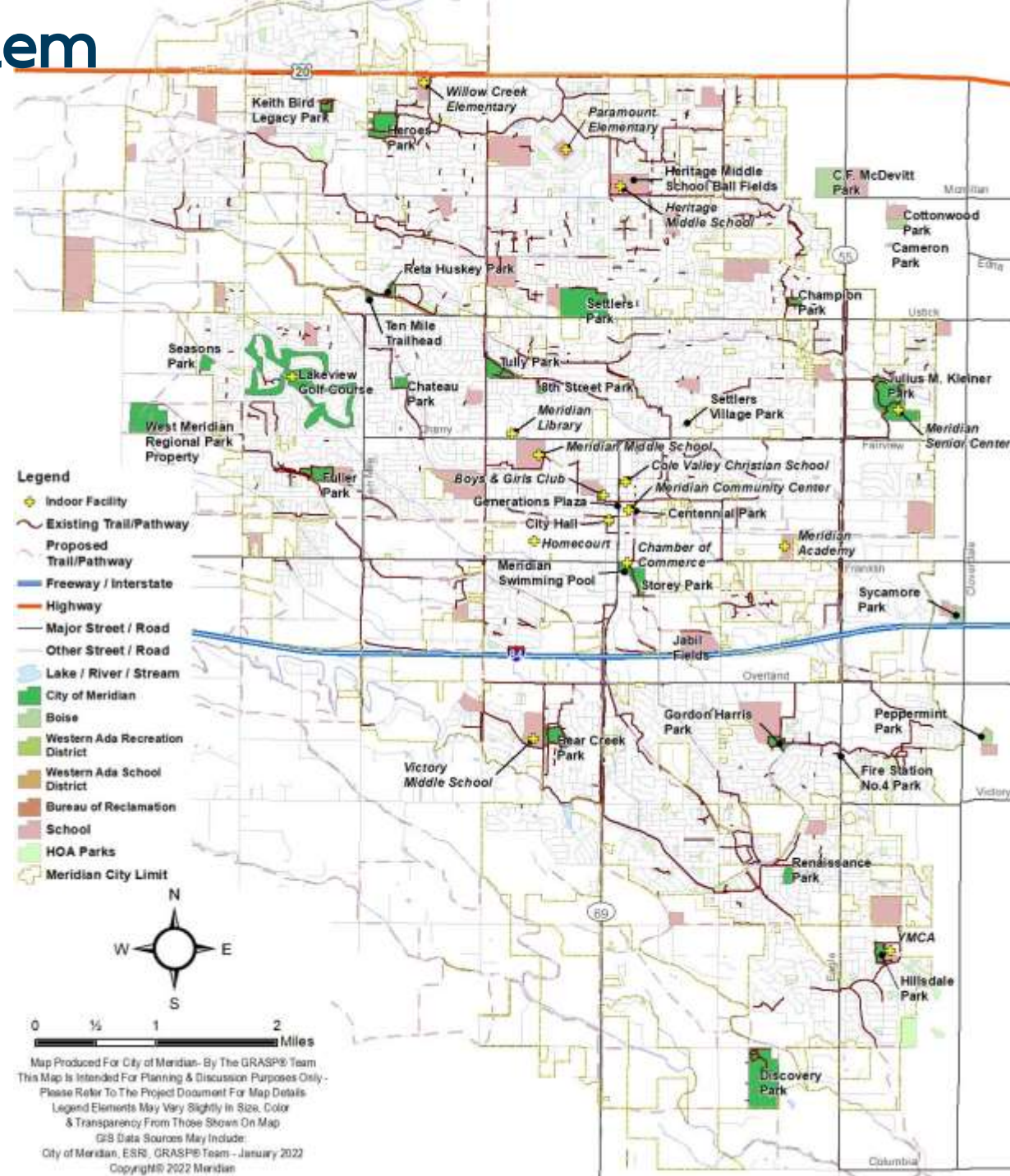


Inventory Site Visits

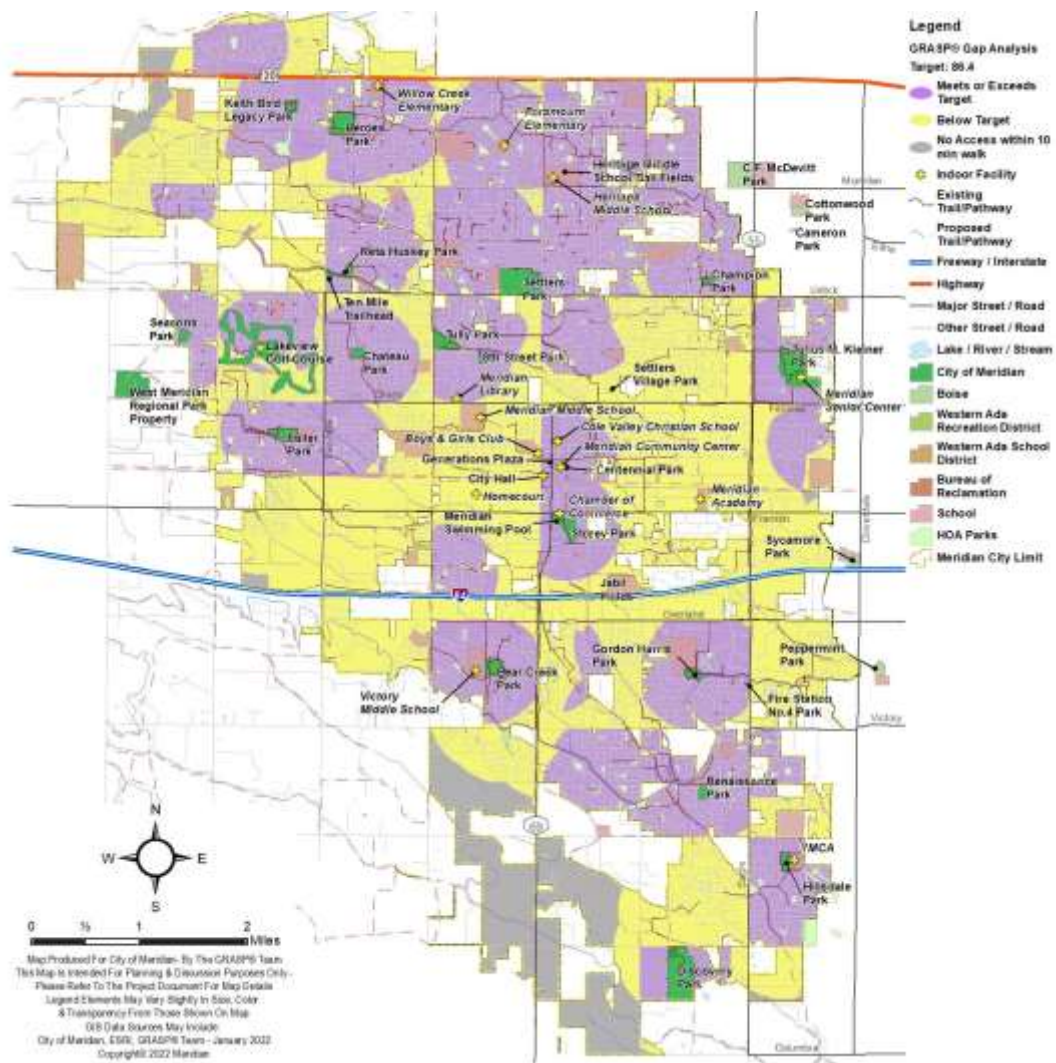
- Parks are very consistent across the board.
- Parks are very well-maintained with high standards
- Restrooms are probably the cleanest of any system I have been to
- Noted: most of the parks have public art
 - This was a recommendation from the last plan to try and create identity for each individual park
 - Many of the parks can benefit aesthetically from increased use of berms and landforms
- Noted: addition of bike repair stations in many parks
- Turf conditions are excellent
- There seems to be a high priority to plant trees in many of the parks



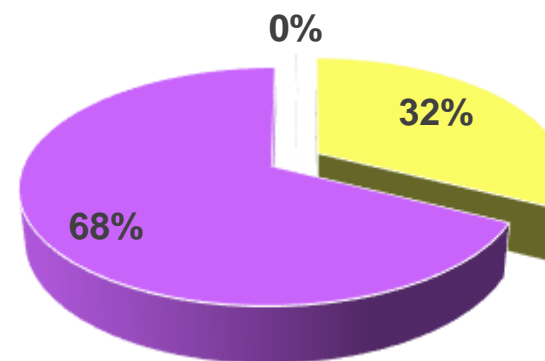
The Meridian System



GRASP® Walkable Access

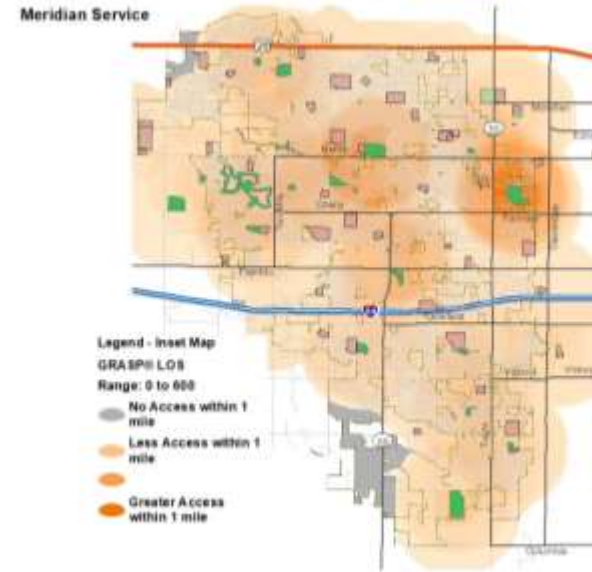
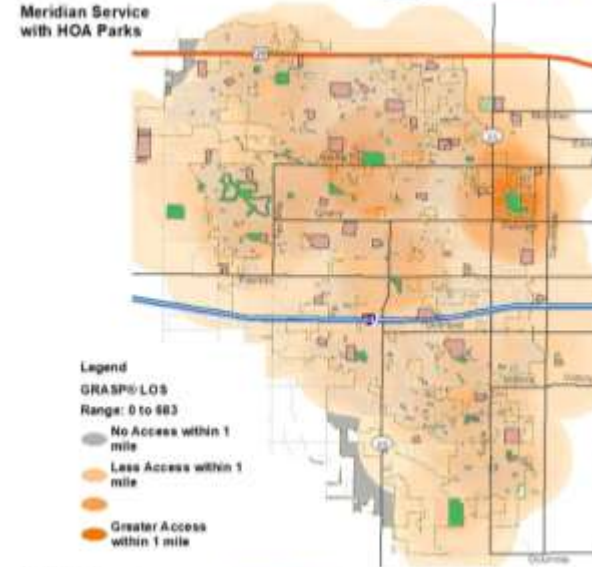
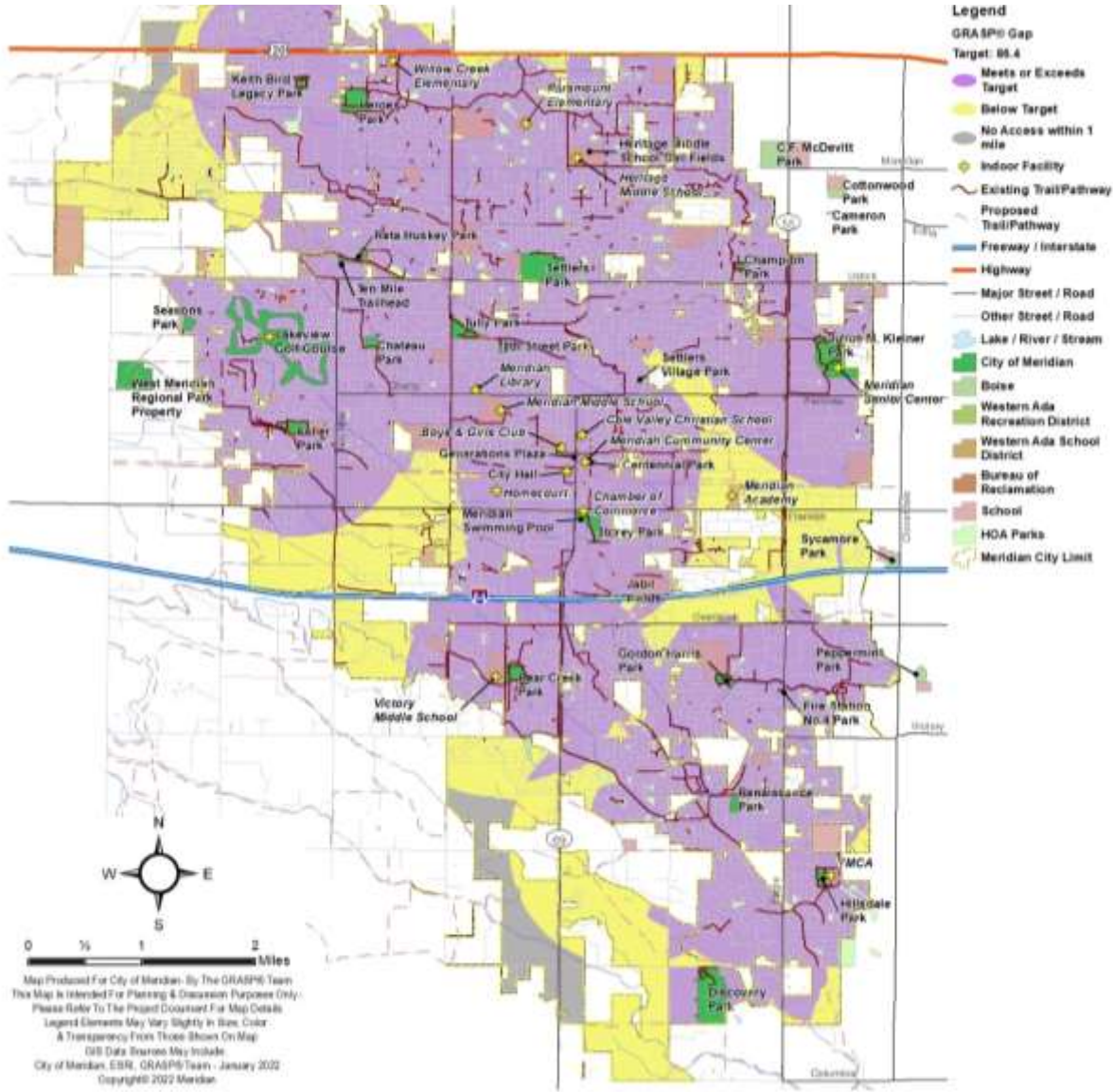


% of Population with Walkable Access to Outdoor Recreation

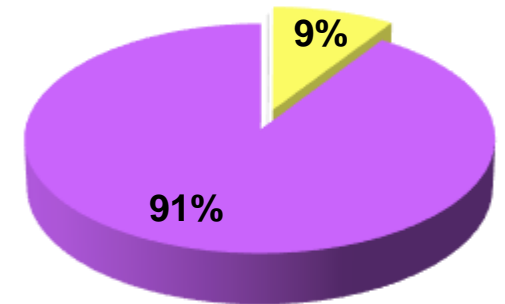


- Percent Total Area = 0
- Percent Total Area >0 AND <Target Score
- Percent Total Area >=Target Score

GRASP® Neighborhood Access



% of Population with Neighborhood Access to Outdoor Recreation



- Percent Total Area = 0
- Percent Total Area > 0 AND < Target Score
- Percent Total Area >= Target Score

Recurring Themes

- Continue to create a connected community through pathway development
- Maintain quality of maintenance level of service and funding
- Find future locations for parks to stay ahead of future development and in underserved areas of the community
- Keep up with future changing demographics that comes with growth
- Community center/recreation center are the community's greatest need for indoor facilities
- Pathways and trails are the community's greatest need for outdoor facilities
- Shade and communication are the top 2 areas to address to increase participation
- Email and social media are top 2 best ways to communicate about programs and services



Goal 1: Continue to Improve Organizational Efficiencies

Objective 1.1:

Maintain existing level of service goal

Objective 1.2:

Enhance and improve internal and external communication regarding department activities and services

Objective 1.3:

Maintain existing quality standards for facilities and amenities

Objective 1.4:

Utilize technology to improve customer service and efficiencies

Objective 1.5:

Increase potential partnerships within the community

Objective 1.6:

Staff appropriately to meet demand and maintain established quality of service



Goal 2: Maintain and Improve Facilities and Amenities

Objective 2.1

Maintain and improve existing facilities

Objective 2.2:

Expand pathways and connectivity

Objective 2.3:

Add indoor recreation space

Objective 2.4:

Develop new amenities at new and existing parks based on level of service analysis

Objective 2.5:

Acquire new land for parks

Objective 2.6:

Evaluate parking at parks, events, and scheduled activities



Goal 2: Maintain and Improve Facilities and Amenities continued

Objective 2.7:

Continue to monitor ADA needs of the community

Objective 2.8:

Upgrade comfort, convenience, and customer service amenities to existing facilities

Objective 2.9:

Create park identity in existing and new parks

Objective 2.10:

Address current and future needs for athletic fields

Objective 2.11:

Consider programming needs when adding new components to existing parks or when developing new parks

Objective 2.12:

Maintain component-based inventory and level of service standards

Objective 2.13:

Continue to maintain life cycle replacement plan



Goal 3: Continue to Improve Programs and Service Delivery

Objective 3.1:

Continue to address recreational programming and activity needs of the community

Goal 4: Increase Financial Opportunities

Objective 4.1

Increase special event and activities sponsorships

Objective 4.2:

Evaluate Impact Fee Ordinance

Objective 4.3:

Pursue grant and philanthropic opportunities

Objective 4.4:

Implement a cost recovery and pricing policy

Thank You For Your Time & Consideration!



Art Thatcher, MPA, CPRP
Direct (mobile): 757-592-3103
Art.thatcher@berrydunn.com
Manager

Tom Diehl, CPRP
Direct (mobile): 804-833-6994
Tom.diehl@berrydunn.com
Project Manager/Consultant

GreenPlay is now

 BerryDunn

