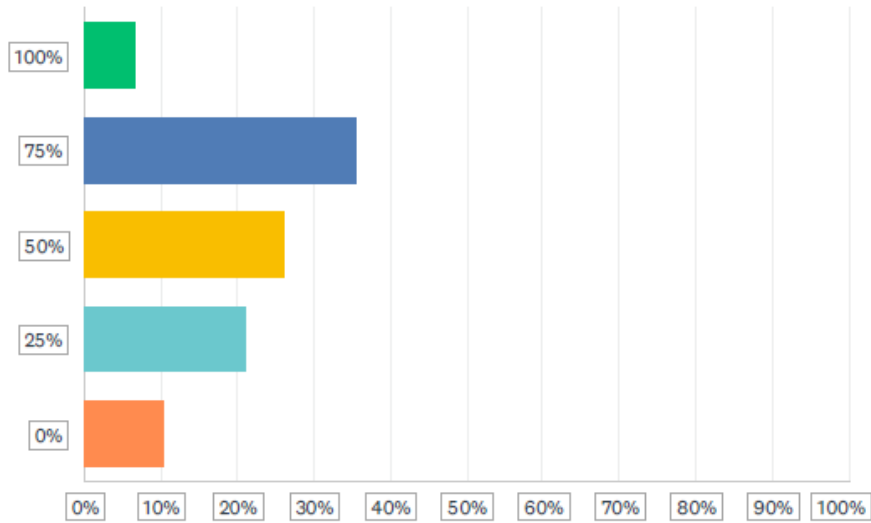


Survey Results for Community Conversations Sessions 1 – 3

Community Conversations Session 1 - Towards Inclusive Community - Satisfaction Survey

Q1 What percentage of the information in this session was new to you?

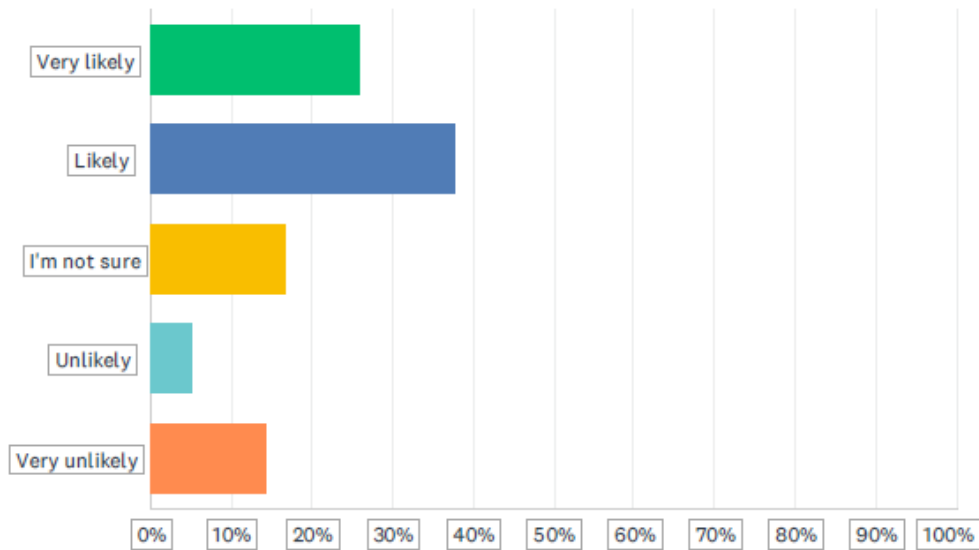
Answered: 76 Skipped: 1



ANSWER CHOICES	RESPONSES	
100%	6.58%	5
75%	35.53%	27
50%	26.32%	20
25%	21.05%	16
0%	10.53%	8
TOTAL		76

Q2 How likely are you to take action or make personal changes based on this session's content?

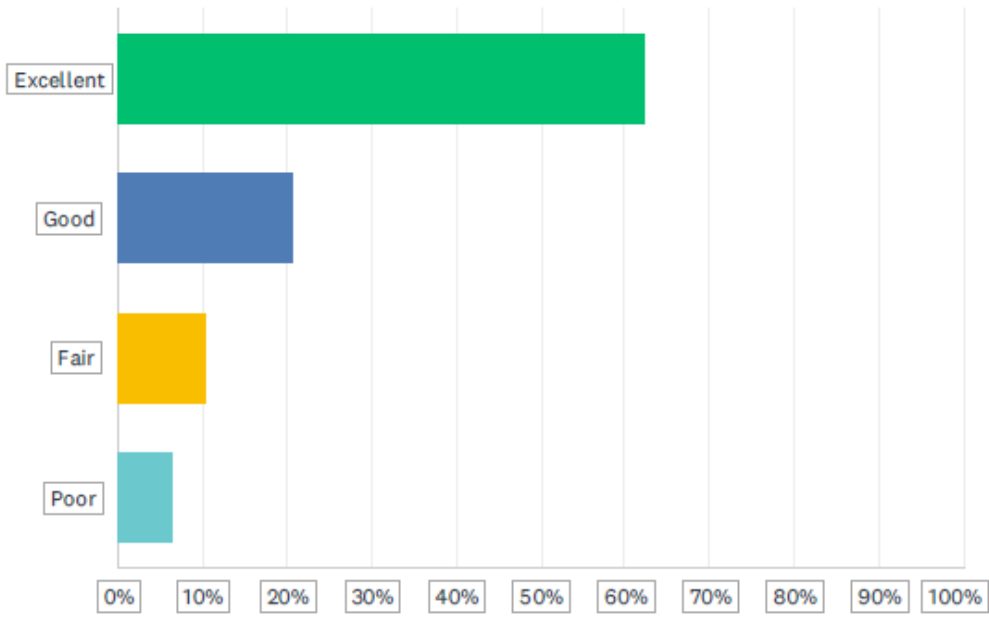
Answered: 77 Skipped: 0



ANSWER CHOICES	RESPONSES	
Very likely	25.97%	20
Likely	37.66%	29
I'm not sure	16.88%	13
Unlikely	5.19%	4
Very unlikely	14.29%	11
TOTAL		77

Q3 Overall session evaluation:

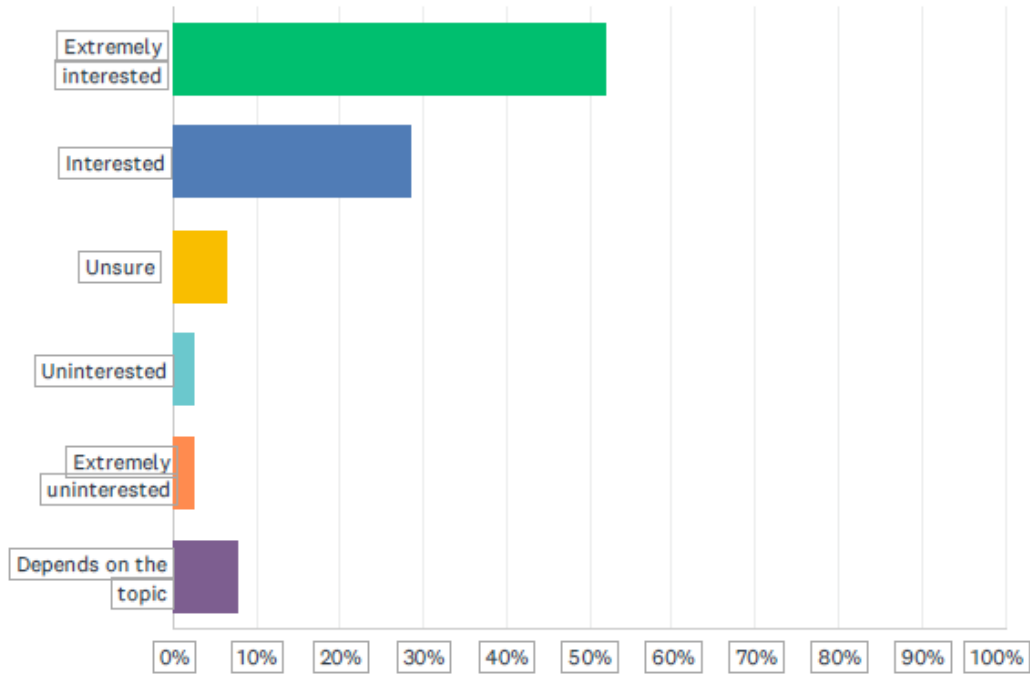
Answered: 77 Skipped: 0



ANSWER CHOICES	RESPONSES	
Excellent	62.34%	48
Good	20.78%	16
Fair	10.39%	8
Poor	6.49%	5
TOTAL		77

Q4 What is your interest level in attending future events in this series?

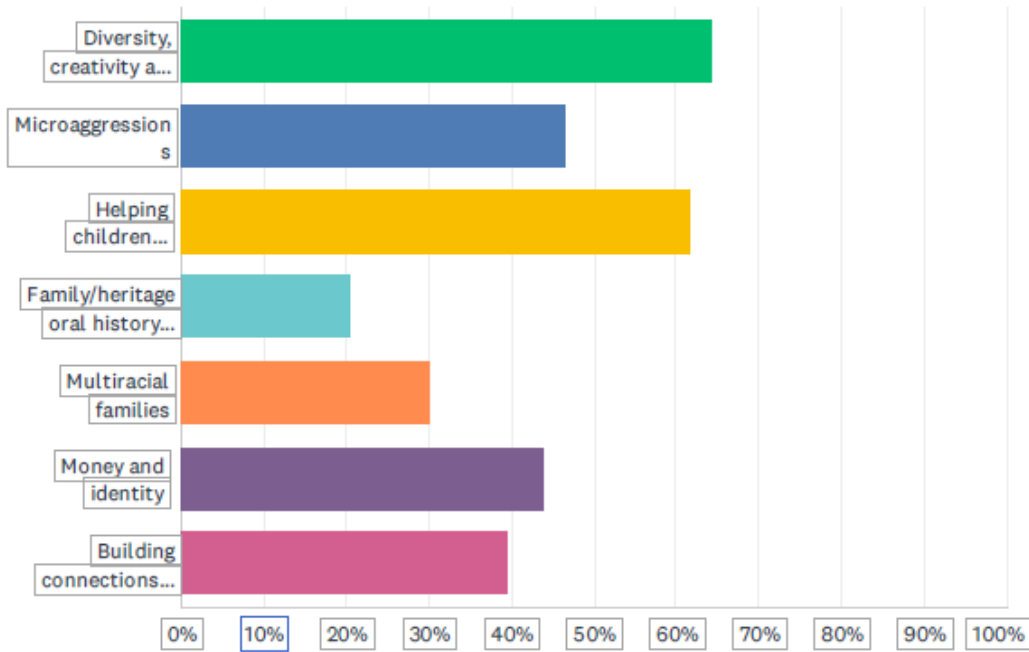
Answered: 77 Skipped: 0



ANSWER CHOICES	RESPONSES	
Extremely interested	51.95%	40
Interested	28.57%	22
Unsure	6.49%	5
Uninterested	2.60%	2
Extremely uninterested	2.60%	2
Depends on the topic	7.79%	6
TOTAL		77

Q5 In the future, which of the following topics would you like to learn more about? Choose all that apply.

Answered: 73 Skipped: 4



ANSWER CHOICES	RESPONSES
Diversity, creativity and achievement	64.38% 47
Microaggressions	46.58% 34
Helping children navigate bias and stereotypes	61.64% 45
Family/heritage oral history workshop	20.55% 15
Multiracial families	30.14% 22
Money and identity	43.84% 32
Building connections across multigenerational and multinational family	39.73% 29
Total Respondents: 73	

Intergenerational Conversations Participant Survey Summary

What percentage of the information in this session was new to you?

- 100%
- 75%
- 50%
- 25%
- 0%

RESULTS

18% of respondents
9% of respondents
27% of respondents
27% of respondents
9% of respondents

How likely are you to take action or make personal changes based on this session's content?

- Very likely
- Likely
- I'm not sure
- Unlikely
- Very unlikely

18% of respondents
36% of respondents
27% of respondents
9% of respondents

Overall session evaluation:

- Excellent
- Good
- Fair
- Poor

90% of respondents
9% of respondents

What is your interest level in attending future events in this series?

- Extremely interested
- Interested
- Unsure
- Uninterested
- Extremely uninterested
- Depends on the topic

63% of respondents
27% of respondents
9% of respondents

In the future, I would like to learn more about the following topics (choose all that apply):

- Diversity, creativity and achievement **9 selections**
- Microaggressions **5 selections**
- Helping children navigate bias and stereotypes **8 selections**
- Family/heritage oral history workshop **5 selections**
- Multiracial families **4 selections**
- Money and identity **5 selections**
- Building connections across multigenerational and multinational family **2 selections**

Oral History Interview Workshop Participant Survey

SURVEY RESPONSE REPORT

05 June 2022 - 19 June 2022

PROJECT NAME:

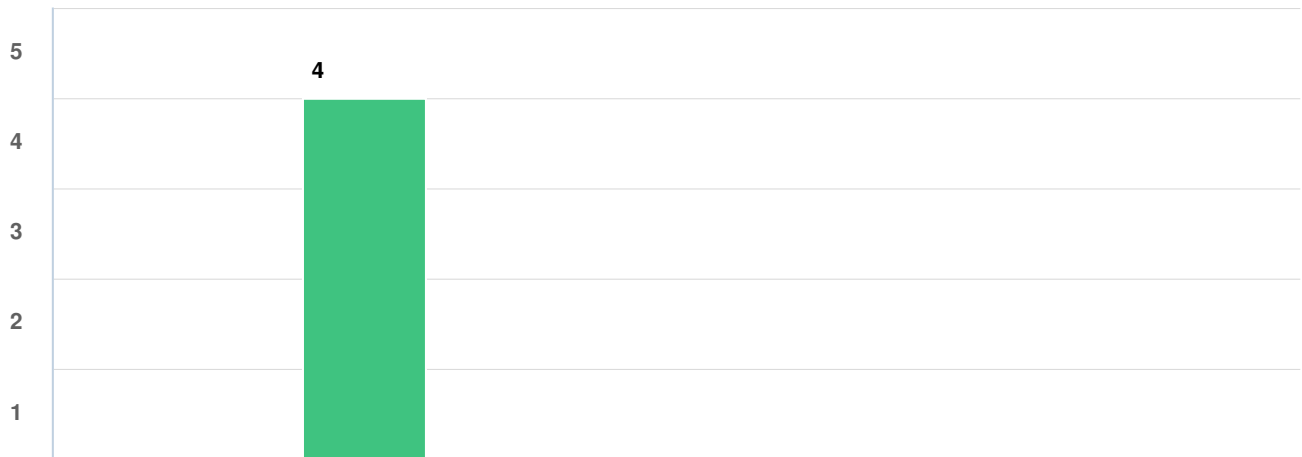
Community Conversations





SURVEY QUESTIONS

Q1 Did you participate in the Oral History Interview Workshop with Robin Li on June 5, 2022?

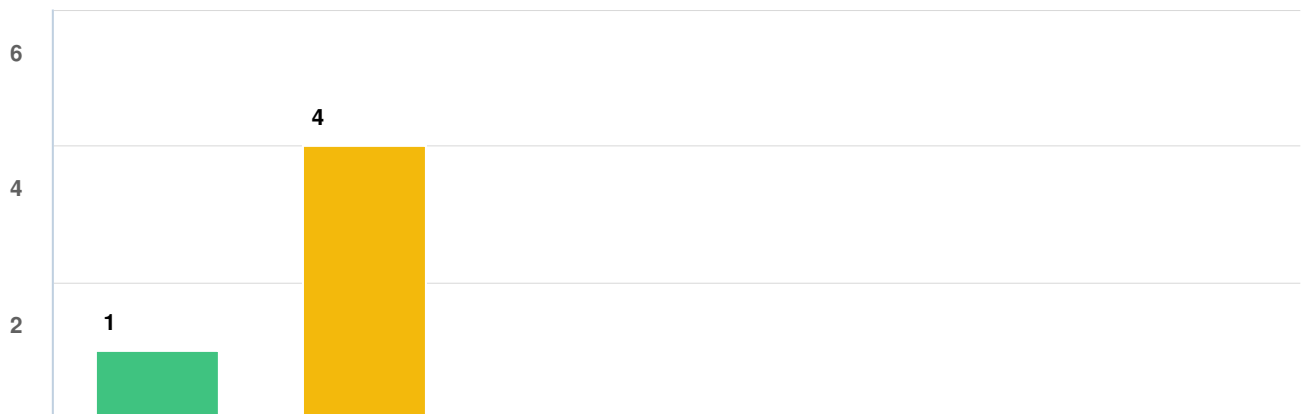


Question options

- Yes
- No

Mandatory Question (4 response(s))
Question type: Checkbox Question

Q2 Do you primarily identify as:

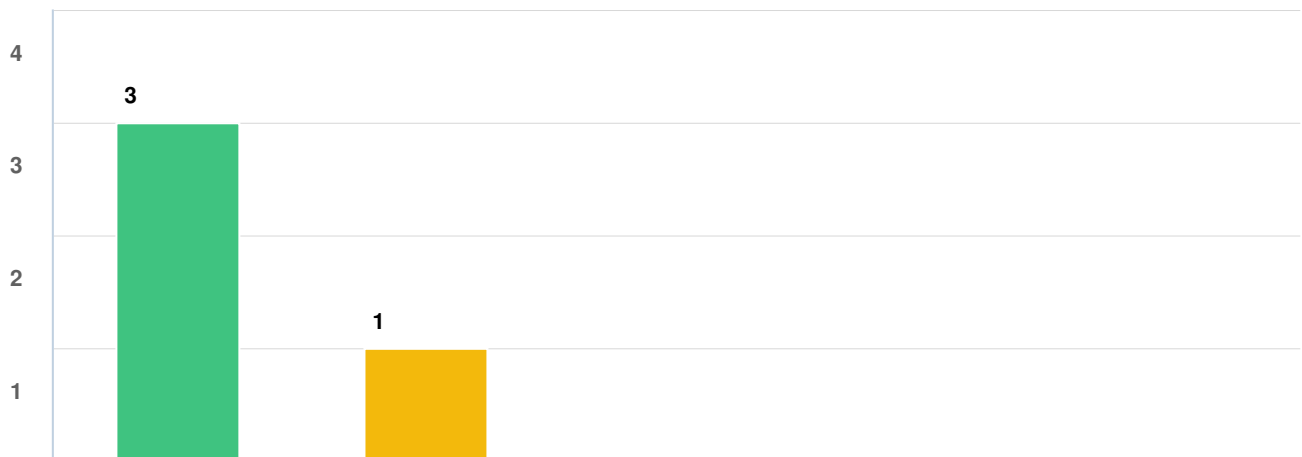


Question options

- A parent
- A community member
- A student
- A senior citizen
- A business owner
- A public servant (city employee, teacher, first responder, etc)

Mandatory Question (4 response(s))
Question type: Checkbox Question

Q3 What is your gender identity?




Question options

- Female
- Prefer not to respond
- Male
- Transgender
- Non-binary/non-conforming

Mandatory Question (4 response(s))
Question type: Checkbox Question

Q4 What ethnic identity do you identify with? Please check all that apply.




Question options

- Asian
- Mixed race
- White/Caucasian
- Prefer not to respond
- Black/African American
- Hispanic/Latinx
- Jewish
- Native American
- Native Hawaiian or other Pacific Islander

Mandatory Question (4 response(s))
Question type: Checkbox Question

Q5 What sexual identity do you identify with? Please check all that apply.

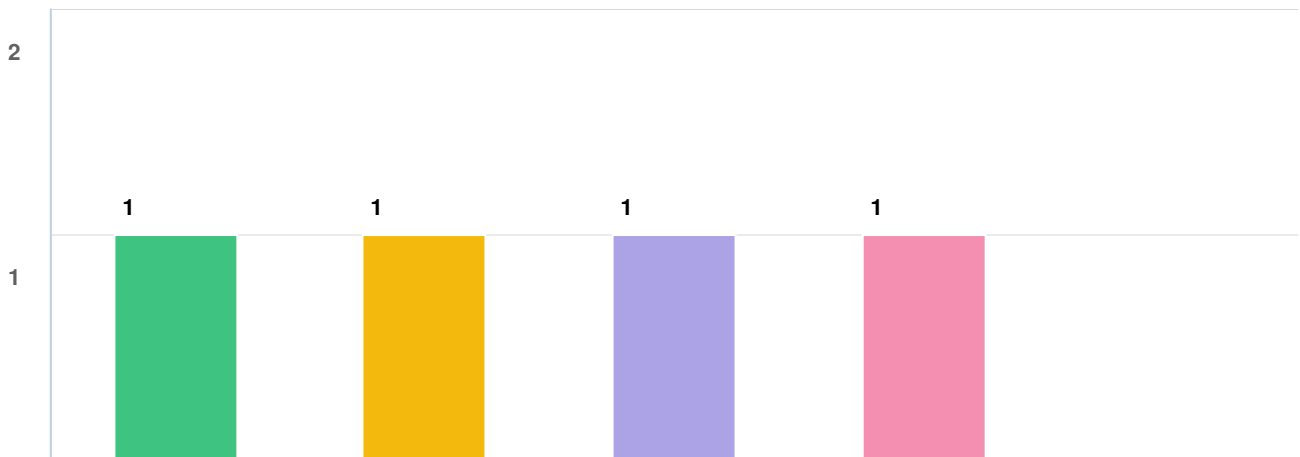


Question options

- Heterosexual
- Prefer not to respond
- Gay/Lesbian
- Bisexual
- Pansexual
- Asexual
- Questioning/unsure
- Queer

Mandatory Question (4 response(s))
Question type: Checkbox Question

Q6 What percentage of the information in this session was new to you?

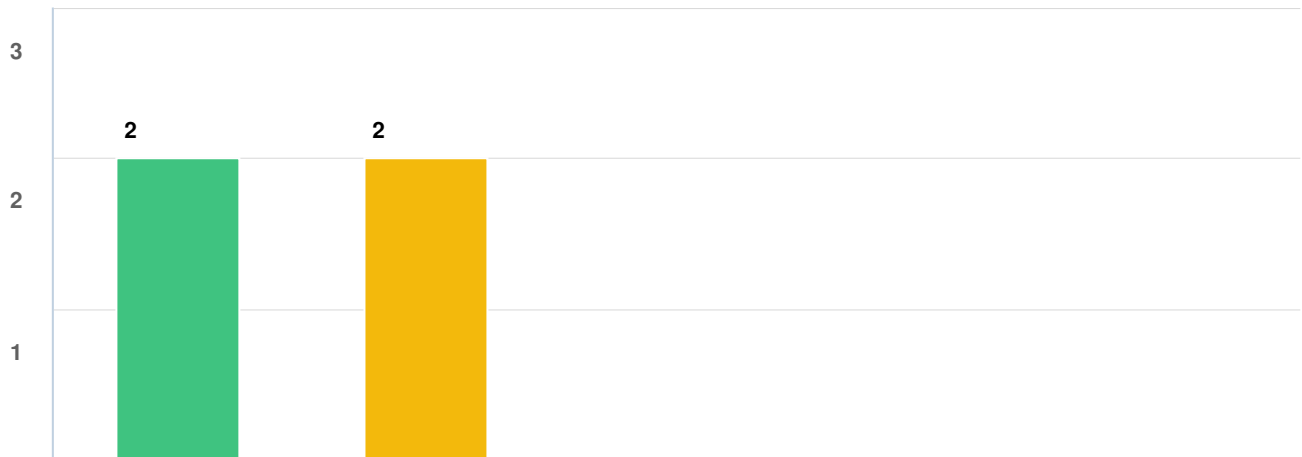


Question options

- 100%
- 75%
- 50%
- 25%
- 0%

Mandatory Question (4 response(s))
Question type: Checkbox Question

Q7 How likely are you to take action or make personal changes based on this session's content?




Question options

- Very likely
- Likely
- I'm not sure
- Unlikely
- Very unlikely

Mandatory Question (4 response(s))
Question type: Checkbox Question

Q8 Overall session evaluation

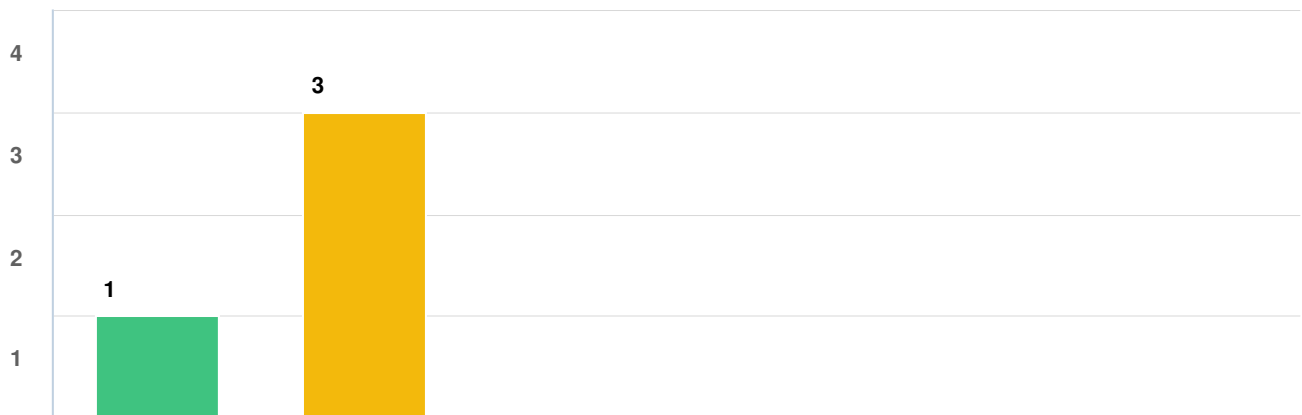


Question options

- Excellent
- Good
- Fair
- Poor

Mandatory Question (4 response(s))
Question type: Checkbox Question

Q9 What is your interest level in attending future events in this series?

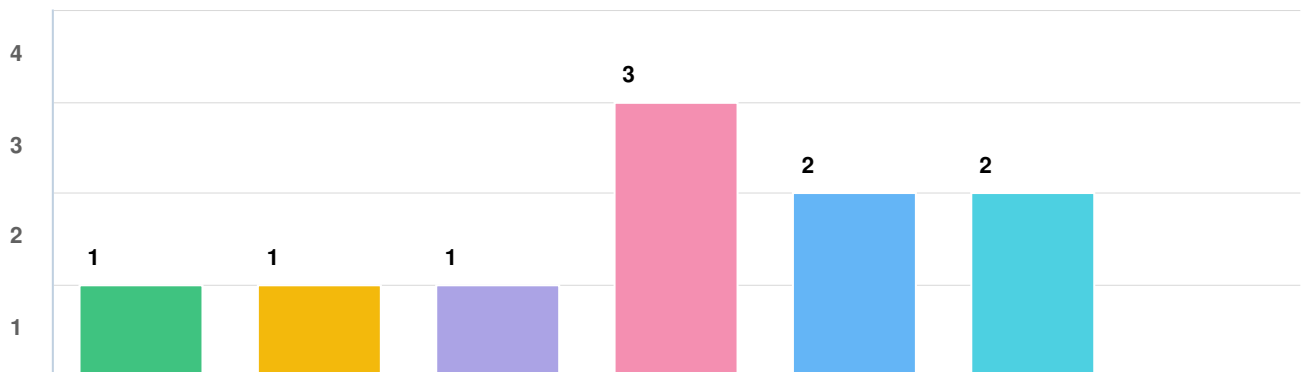


Question options

- Extremely interested
- Interested
- Unsure
- Uninterested
- Extremely uninterested
- Depends on the topic

Mandatory Question (4 response(s))
Question type: Checkbox Question

Q10 In the future, I would like to learn more about the following topics (choose all that apply):



Question options

- Diversity, creativity and achievement
- Microaggressions
- Helping children navigate bias and stereotypes
- Family/heritage oral history workshop
- Money and identity
- Building connections across multigenerational and multinational family
- Multiracial families

Optional question (4 response(s), 0 skipped)
Question type: Checkbox Question