



PROS Plan – Project Update, Park Conditions & ADA Issues
Parks & Recreation Commission: May 6, 2021

1

2 Meeting Agenda

- Brief Recap of March 23 Virtual Open House
- Parks Conditions Assessment
- ADA Compliance
- Discussion
- Next Steps



2

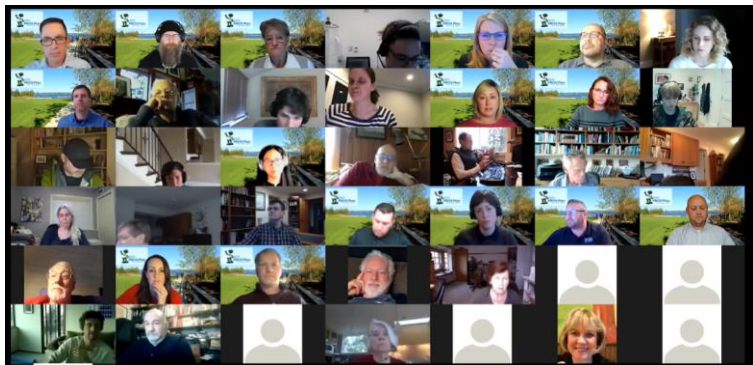


Recap of March 23 Virtual Open House

3

4 Overview of Virtual Open House

- First Virtual Open House: March 23 from 5:30-8:00 pm
- Promoted via social media, Let’s Talk, email blasts, newsletter & flyers
- 73 participants



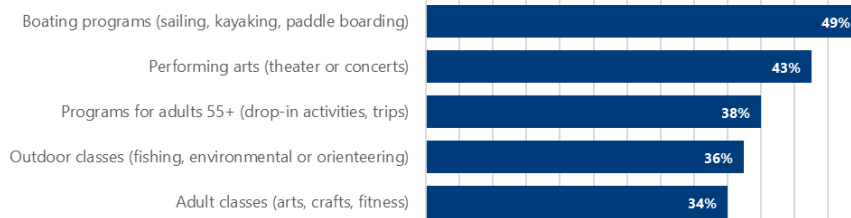
4

5 Overview of Virtual Open House

Recreation Options Missed Most



Interest in Recreation Programs



Responses consistent with survey conducted in early 2020

5

6 Overview of Virtual Open House

Breakout Room Discussions

- **Trails**
 - Clear signage: trail etiquette, user info, connections
 - Mountain biking opportunities
 - Trail maintenance & safety
- **Water-Oriented Opportunities**
 - Repairing docks & water-oriented infrastructure
 - Water safety & lifeguards
 - Improved, safe access for hand-carry watercraft
- **Balancing Uses (Passive / Active)**
 - Good balance between passive and active uses
 - Site management (e.g., Snake Hill)
 - New uses (e.g., pickleball)

70%

Noted top priority as repairing or upgrading aging park amenities

6



Parks Conditions Assessment

7

8 2019 Parks Conditions Assessment

- In 2019 the existing conditions of the Mercer Island parks system was assessed to identify maintenance issues and opportunities for future capital improvements.
- Infrastructure and amenities were ranked according to the following rating system:
 - 1 – Good Condition
 - 2 – Fair Condition
 - 3 – Poor Condition
- Maintenance conditions observed in 2021, two years after the assessment was performed, reflect a reduced level of service due to budget reductions that occurred in 2020 as a result of the COVID-19 Pandemic. Efforts to "catch-up" on general parks maintenance are currently underway.



8

9 Park Conditions

Park Conditions Assessment

ADA Issues & Planning



Overall, parks and open spaces are in good condition where publicly accessible (though not ADA-compliant).

Mercer Island Parks, Recreation & Open Space Plan Update



9

10 Parks Conditions Assessment Process



10


11 Parks Conditions Assessments

■ Good
 ■ Fair
 ■ Poor

Site Name	Acreage*	Park Type	Park Site Average	Recreation Amenities										Site Amenities				Park Structures			Vegetation			ADA Compliance				
				Playgrounds	Paved Courts: Basketball	Paved Courts: Tennis	Volleyball	Soccer Fields	Baseball / Softball Fields	Pathways/Trails	Skate Park / Spray Park	Off-Leash Area	Waterfront / Beach	Site Furnishings	Lighting (Y/N)	Signage	Parking Areas	Public Art	Restrooms	Picnic Shelters	Amphitheater/Stage	Boat Dock / Ramp	Concession Building		Turf	Park Trees	Landscaped Beds	Natural Areas
PARKS																												
Aubrey Davis Park	91.81	Regional	1.72	3	2	2	-	3	1	2	-	-	-	2	Y	2	1	1	1	1	-	1	-	1	2	2	2	2
Bicentennial Park	0.16	Mini	1.33	-	-	-	-	-	-	1	-	-	-	-	Y	1	-	-	-	-	-	-	-	1	2	1	2	2
Clarke Beach Park	9.05	Community	1.91	-	-	-	-	-	-	2	-	-	-	3	2	Y	1	1	-	1	-	3	-	2	1	-	2	3
Deane's Children's Park	3.04	Neighborhood	1.36	2	-	-	-	-	-	2	-	-	-	-	1	N	1	1	1	1	-	-	-	1	-	-	2	2
First Hill Park	0.83	Neighborhood	1.89	1	2	-	-	-	-	-	-	-	-	2	N	1	-	3	-	-	-	-	2	3	-	1	2	2
Groveland Beach Park	3.07	Community	1.54	1	-	-	2	-	-	2	-	-	2	2	N	1	1	-	1	-	2	-	1	1	-	1	3	2
Homestead Park	11.09	Community	1.19	1	2	1	-	1	1	1	-	-	-	1	N	1	1	1	1	-	-	-	1	1	2	1	2	2
Island Crest Park	38.91	Community	1.23	-	-	2	-	-	1	1	-	-	-	2	Y	1	1	-	1	-	-	1	1	1	1	1	2	2
Luther Burbank Park	54.52	Regional	1.47	1	-	3	-	-	-	2	-	1	2	1	Y	1	1	1	2	-	1	3	-	1	1	1	1	2
Mercerdale Park	12.17	Community	1.38	3	-	-	-	-	-	2	1	-	-	1	Y	2	1	1	1	-	-	-	1	1	1	1	1	2
Roanoke Park	1.46	Neighborhood	1.91	3	-	2	-	-	-	1	-	-	-	2	N	3	2	1	-	-	-	-	1	1	-	2	3	2
Rotary Park	4.83	Neighborhood	1.17	-	-	-	-	-	-	1	-	-	-	1	-	-	-	-	-	-	-	-	1	1	1	1	-	2
SE 28th Street Mini Park	0.06	Mini	2.20	-	-	-	-	-	-	-	-	-	-	1	N	3	-	-	-	-	-	-	1	3	-	-	3	2
Secret Park	0.86	Mini	1.88	1	-	-	-	-	-	3	-	-	-	1	N	3	-	-	-	-	-	-	1	1	-	3	2	2
Slater Park	0.68	Mini	1.70	-	-	-	-	-	-	2	-	-	2	2	N	1	1	2	-	-	-	-	1	1	2	-	3	2
South Mercer Playfields	17.31	School/Park/OS	1.23	1	-	-	-	1	1	-	-	-	-	1	Y	1	1	-	1	-	-	1	1	1	2	2	2	2
Wildwood Park	2.84	Park/OS	1.14	-	-	-	-	-	-	1	-	-	-	1	N	1	-	-	-	-	-	-	1	1	-	1	2	2

11


12 Parks Conditions Assessments



12

13 Playground Age/Replacement

PARKS				Installation	Age
Aubrey Davis Park	Area A	20.00	Community	2011	10
	Area B			2007	14
Deane's Children's Park	Castle/Swings/Climbing Rock	3.04	Neighborhood	2005	16
	Main Play Area/Swings			2012	9
	Dragon			2018	3
First Hill Park	Tree House Structure	0.83	Neighborhood	2007	14
Groveland Beach Park	Composite Structure	3.07	Community	2012	9
Homestead Park	Upper Structure/Main Structure	11.09	Community	2012	9
Luther Burbank Park	Small Composite Structure, Spring Toys	54.52	Regional	2013	8
	Large Composite Structure, Zip Line			2013	8
	Small Composite Structure, Spring Toys			2014	7
	Community Center Composite Structure			2010	11
Mercerdale Park	Train Composite Structure, Spring Toys	12.17	Community	2001	20
	Main Composite Structure, Swings			2001	20
Roanoke Park	Boat Composite Structure	1.46	Neighborhood	2004	17
	Spinami, Swings			2012	9
Secret Park	Composite Structure/Swings/Spinners	0.86	Mini	2007	14
South Mercer Playfields	Composite Structure, Swings	17.31	School/Park/OS	2018	3



13

14 2019 Parks Conditions Assessment

- Information from the parks condition assessment will be used to inform the PROS Plan update, including:
 - Development of a capital project prioritization strategy
 - Updating the six-year Capital Improvement Program
 - Identification of capital funding strategies
- Additional planning recommendations:
 - Several parks are notably aging and will benefit from a comprehensive master planning process to address multiple needs (e.g. Clarke Beach Park).
 - Development of a unified park and wayfinding signage plan is needed to address system gaps and provide signage consistency across the parks system.



14




ADA Compliance

15

16 2010 ADA Standards for Accessible Design

- Title II applies to local governments for newly designed and constructed or altered public accommodations.
- Architectural barriers
- Entrance access – designated parking & connections into facility
- Access to most amenities



16

17 ADA Compliance Highlights for Parks

Parks & Public Spaces

- ADA parking
- Pathways
- Fully accessible restrooms
- Playgrounds
- Picnic shelters
- Picnic tables & benches
- Drinking fountains
- Trash receptacles, dog waste dispensers, etc.



17

18 ADA & "Outdoor Recreation"

Reasonable Level of Access

- Trailheads
- Trails
- Proportional site furnishings

Recreational Access

- Boating programs
- Performing arts
- Outdoor classes
- Swimming & water safety
- Educational classes



18

19 Conditions Assessment – ADA gaps

- Access & entrance transitions
- Playgrounds
- Pathways
- Benches & Picnic Tables

Site Conditions Assessment - ADA Shortfalls

	H/P parking	pkg signs	travel aisles	warning strips	ramps	curb cuts	restrm signs	play access	rec access	trail grade	paved paths	benches	picnic tables	drnkg founts
Aubrey Davis Park								X	X	X	X			
Bicentennial Park						X								
Clarke Beach Park		X	X						X	X	X			X
Deane's Children's Park								X	X		X			
First Hill Park								X					X	
Groveland Beach Park									X	X	X			
Homestead Park			X	X		X				X	X	X		
Island Crest Park									X					
Luther Burbank Park			X				X	X	X		X	X	X	
Mercedale Park									X					
Roanoke Park								X						
Rotary Park													X	
SE 28th Street Mini Park												X		
Secret Park														
Slater Park						X			X		X			
South Mercer Playfields								X	X					
Wildwood Park									X					

X - denotes a visible non-compliant ADA feature was noted

Captured ADA non-compliant issues highlighted above should not be considered as an ADA audit of site conditions.

19

20 Parks Conditions Assessments

Barriers to Amenities



Playground Edging



Non-ADA Drinking Fountains



Isolated Picnic Groves



Isolated Picnic Tables

20

21 Parks Conditions – Barriers to Access

Older infrastructure - needs renovation



21

22 ADA-Compliant Sample Accommodations



22

23 ADA Transition Planning


Inspections & Checklists

- Parking & Entryways
- Restrooms
- Shelters
- Play Features
- Site Furnishings
- Pathways

City is engaging consultant to conduct ADA Transition Plan

ADA Checklist for Existing Facilities

Play Areas



Project _____

Building _____


Location _____


Date _____

Surveyors _____

Contact Information _____

Play areas should be accessible to everyone, including people with disabilities.

 Institute for Human Centered Design
www.HumanCenteredDesign.org
 2014

 ADA National Network
 Questions on the ADA 800-949-4232 voice/tty
www.ADAchecklist.org

23



Parks Infrastructure Discussion

24

25 Parks Infrastructure Overview

- To adequately sustain a parks system and ensure public safety, the City must plan for infrastructure to be continually maintained, renovated, and replaced as amenities age and wear out.
- The six-year Parks Capital Improvement Program (CIP) is the vehicle to prioritize and fund parks infrastructure needs. The CIP is informed by the goals and policies in the PROS Plan.
- ADA-compliant design and features should be incorporated into any major capital project.



25

26 Discussion Questions

- What questions do you have about the Parks Conditions Assessment? ADA Compliance?
- Related to parks infrastructure, what additional information might help frame development of the PROS Plan infrastructure goals and policies?
- Other initial reactions or thoughts on parks infrastructure?



26

27 Next Steps

June 3 Parks & Rec Commission Meeting:

- Continue parks infrastructure discussion
- Discuss capital improvement project prioritization
- Review preliminary/draft Survey #2 questions

July 8 Parks & Rec Commission Meeting:

- Continue work on capital improvement project prioritization
- Finalize Survey #2 questions
- Introduce PROS Plan draft goals and policies



27