

ATTACHMENT 1

Incident Types (NERIS) - CC Medina

Dataset: Fire Incidents (NERIS)

Date of Export: February 02, 2026 at 09:41:59

Created: February 2, 2026 at 08:50:52

Last Updated: February 2, 2026 at 09:41:24

ATTACHMENT 1

Count of Incidents

Count of Incidents

Count of Incidents

28

Count of Exposures 0

Count of Medical Incidents

Count of Medical Incidents (Primary Core Incident Type)

Count of EMS Calls

11

Percent of EMS Calls 39.29%

Count of Fire Incidents

Count of Fire Incidents (Primary Core Incident Type)

Count of Fire Calls

0

Percent of Fire Calls 0%

Count of Other Incidents

Count of Other Incidents (Primary Core Incident Type)

Count of Other Calls


17

Percent of Other Calls 60.71%

Count of Fire Incidents

Count of Fire Incidents

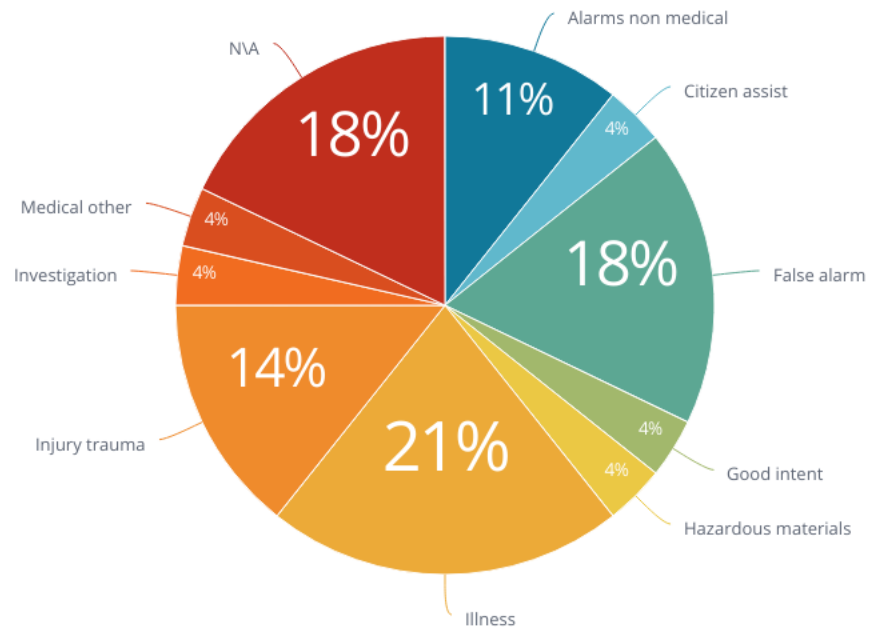
No Results



ATTACHMENT 1

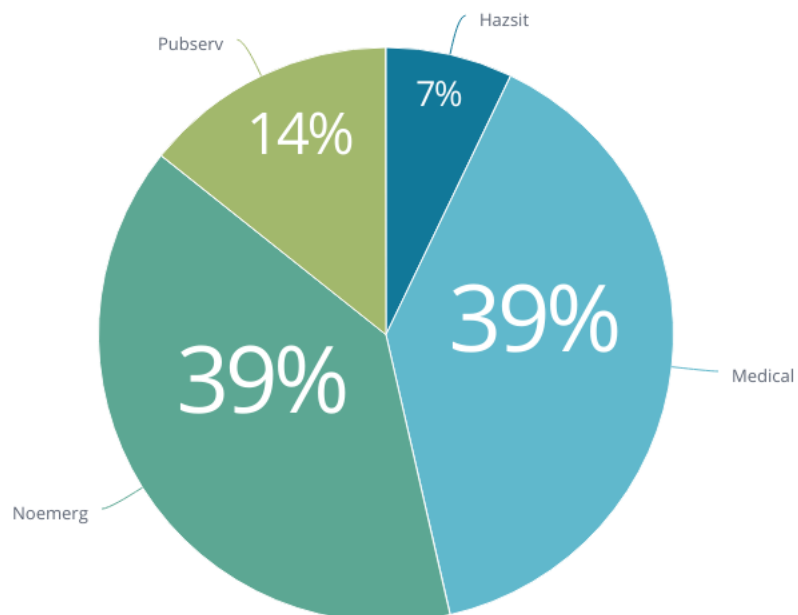
Primary Incident Types by Subcategory

Primary Incident Types by Subcategory



Primary Incident Type by Category

Primary Incident Type by Category



Primary Incident Types (by month)

ATTACHMENT 1

Primary Incident Type	Incidents	
	01/2026	Grand Total
Accidental alarm	4	4
Altered mental status	2	2
Cancelled	5	5
Citizen assist / service call	1	1
Fall	3	3
Fire / smoke alarm	3	3
Gas leak / gas odor	1	1
Malfunctioning alarm	1	1
Medical alarm	1	1
No appropriate choice (medical response)	1	1
No incident found upon arrival / location error	1	1
Other traumatic injury	1	1
Sick case	3	3
Smoke investigation	1	1
Grand Total	28	28

Additional Incident Types (by month)

ATTACHMENT 1

Additional Incident Type	Incidents	
	01/2026	Grand Total
Cancelled	1	1
Citizen assist / service call	1	1
Medical alarm	1	1
Grand Total	3	3