

This report is filtered

Only show: Response Submitted between January 9, 2025 and January 23, 2025 (inclusive)

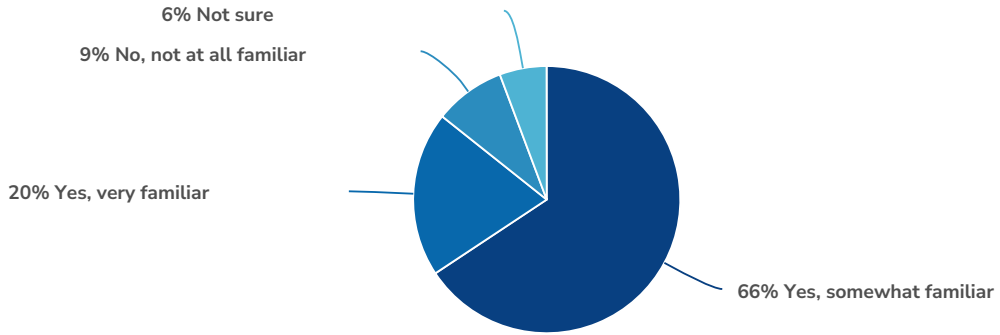
Report for Medina Middle Housing Survey

Response Counts



Totals: 36

1. Are you familiar with the term 'middle housing'?

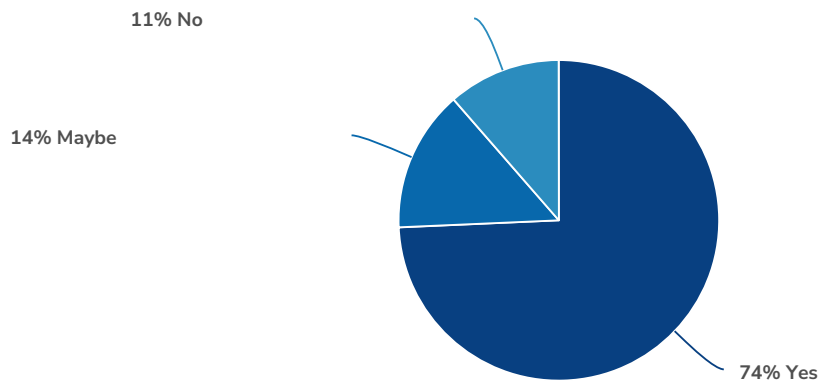


Value	Percent	Responses
Yes, somewhat familiar	65.7%	23
Yes, very familiar	20.0%	7
No, not at all familiar	8.6%	3
Not sure	5.7%	2
		Totals: 35

Statistics

Skipped	1
Total Responses	35

2. Middle Housing refers to a range of housing types that can provide more than one housing unit per lot in a way that is compatible in scale with single-family homes. Do you know of possible housing types this could entail?



Value	Percent	Responses
Yes	74.3%	26
Maybe	14.3%	5
No	11.4%	4
		Totals: 35

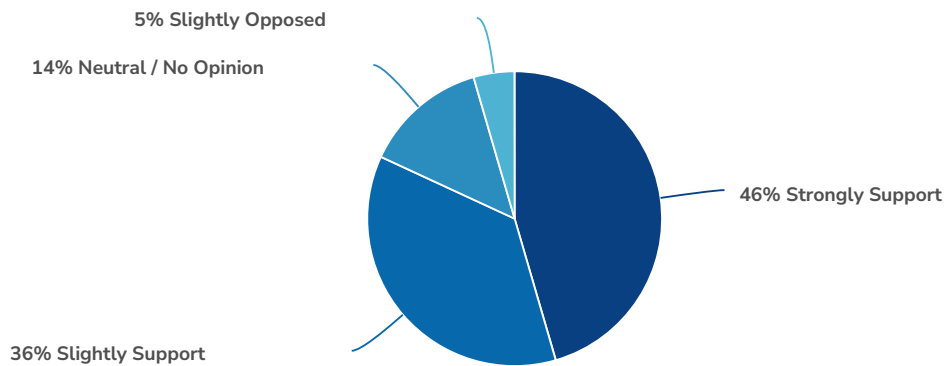
Statistics

Skipped	1
Total Responses	35

3. This state-required change will have impacts on the Medina community. What are your highest concerns about the possible impacts of this state legislation? Please classify the following possible impacts to your level of concern for each.

	1 - Not all concerned	2 - Slightly concerned	3 - Somewhat concerned	4 - Moderately concerned	5 - Extremely concerned	Responses	Average
Lighting							
Count	4	9	5	2	11	31	3.2
Row %	12.9%	29.0%	16.1%	6.5%	35.5%	88.6%	
Column %	19.0%	36.0%	15.6%	4.0%	12.4%		
Noise							
Count	1	5	3	11	11	31	3.8
Row %	3.2%	16.1%	9.7%	35.5%	35.5%	88.6%	
Column %	4.8%	20.0%	9.4%	22.0%	12.4%		
Parking							
Count	1	1	7	5	17	31	4.2
Row %	3.2%	3.2%	22.6%	16.1%	54.8%	88.6%	
Column %	4.8%	4.0%	21.9%	10.0%	19.1%		
Traffic							
Count	1	3	3	12	12	31	4.0
Row %	3.2%	9.7%	9.7%	38.7%	38.7%	88.6%	
Column %	4.8%	12.0%	9.4%	24.0%	13.5%		
Tree Preservation							
Count	5	4	7	4	11	31	3.4
Row %	16.1%	12.9%	22.6%	12.9%	35.5%	88.6%	
Column %	23.8%	16.0%	21.9%	8.0%	12.4%		
Safety							
Count	6	2	5	9	9	31	3.4
Row %	19.4%	6.5%	16.1%	29.0%	29.0%	88.6%	
Column %	28.6%	8.0%	15.6%	18.0%	10.1%		
Property Values							
Count	3	1	2	7	18	31	4.2
Row %	9.7%	3.2%	6.5%	22.6%	58.1%	88.6%	
Column %	14.3%	4.0%	6.3%	14.0%	20.2%		
Totals	21	25	32	50	89	217	
	9.7%	11.5%	14.7%	23.0%	41.0%	100.0%	

4. The City of Medina cannot create design guidelines for middle housing types without also applying the same design guidelines to single-family residences. Would you be supportive or opposed to the City of Medina adopting design guidelines for all housing in Medina?



Value	Percent	Responses
Strongly Support	45.5%	10
Slightly Support	36.4%	8
Neutral / No Opinion	13.6%	3
Slightly Opposed	4.5%	1
Strongly Opposed	0.0%	0

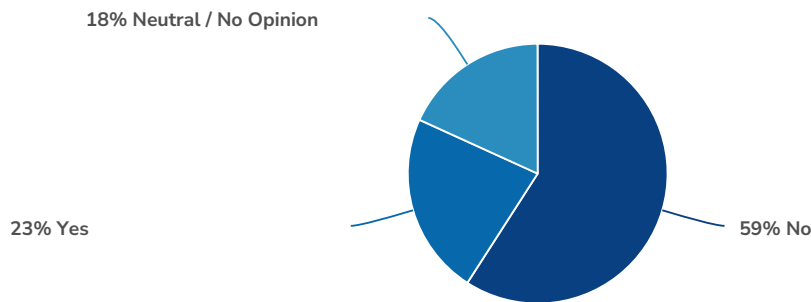
Totals: 22

Statistics

Total Responses

22

5. The state legislature is using middle housing to diversify housing supply and increase housing affordability. The City of Medina has been allocated housing affordability targets by the region that must be met by 2044. Middle housing can be a more affordable housing type depending on how it's implemented. This can look like reducing barriers to development or incentivizing certain middle housing types to reduce costs. Should the city use Middle Housing to address housing affordability?



Value	Percent	Responses
No	59.1%	13
Yes	22.7%	5
Neutral / No Opinion	18.2%	4





Totals: 22


Statistics

Total Responses

22

6. To meet the regionally allocated affordability targets, the City of Medina has been informed that it will need to update its zoning. Possible options identified during the comprehensive planning process include zoning for multifamily, middle housing with subsidies, or tiny home communities. Please rank these options from highest (1) to lowest support (4)

Item	Overall Rank	Rank Distribution	Score	No. of Rankings
Other	1		61	21
Middle housing with additional subslides	2		60	19
Multifamily zone	3		48	20
Tiny home communities	4		34	20

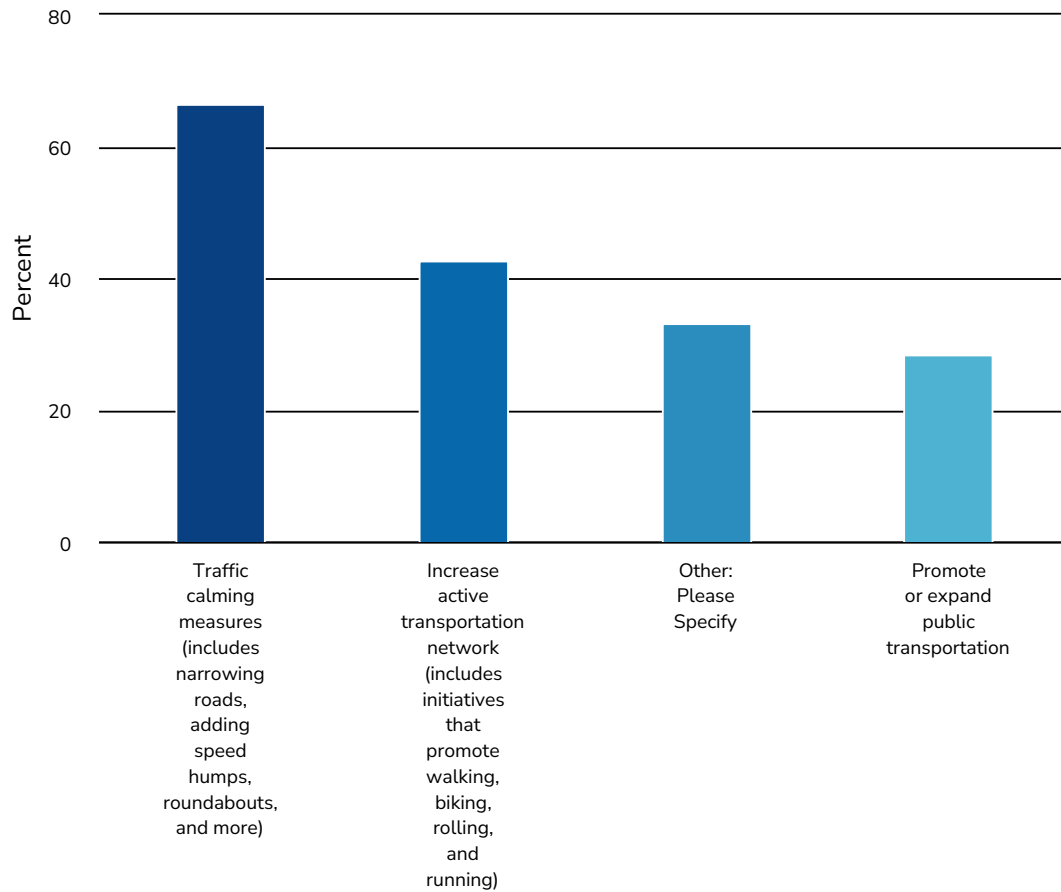


Lowest Rank Highest Rank

Statistics

Total Responses	21
-----------------	----

7. With additional vehicles on the road, the City can take action to preserve safe streets in our community. Which of the following strategies would you support to reduce traffic stress? Please select all that apply.

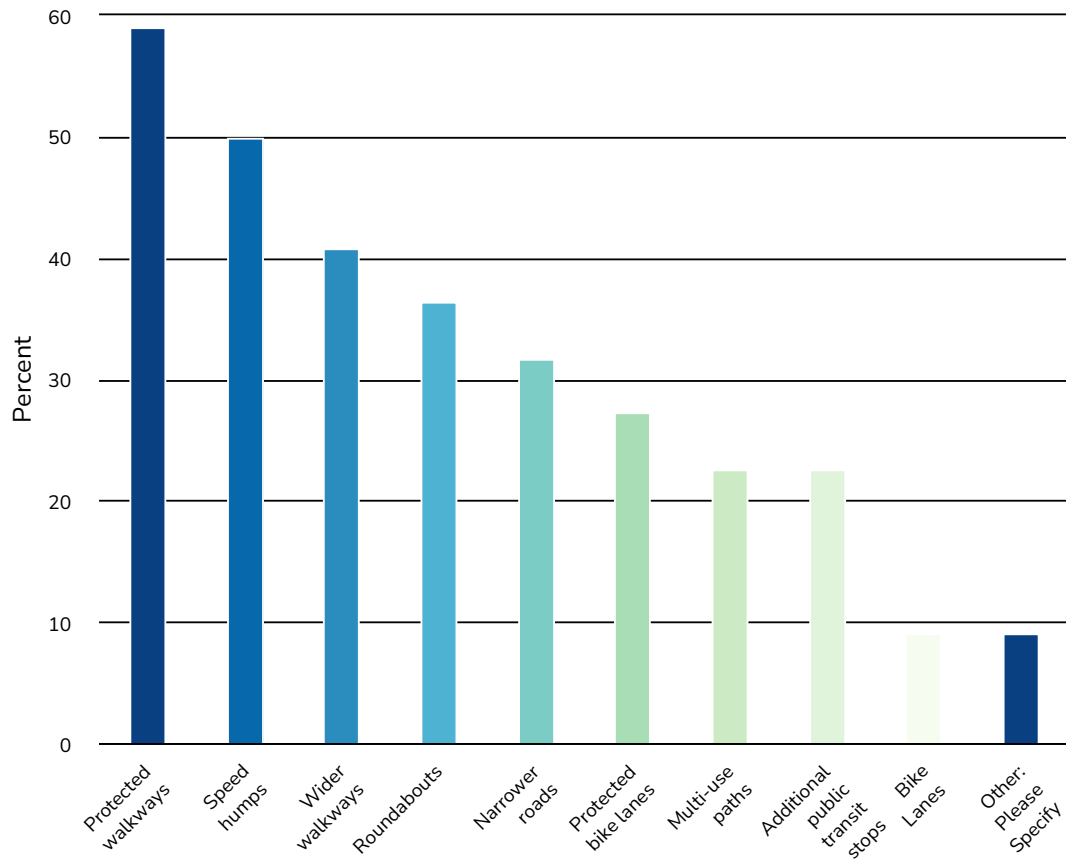





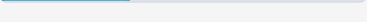






Value	Percent	Responses
Traffic calming measures (includes narrowing roads, adding speed humps, roundabouts, and more)	66.7%	14
Increase active transportation network (includes initiatives that promote walking, biking, rolling, and running)	42.9%	9
Other: Please Specify	33.3%	7
Promote or expand public transportation	28.6%	6

Statistics

Skipped	3
Total Responses	21

8. Which of the following actions would you prefer the City take to address any possible changes in traffic patterns?

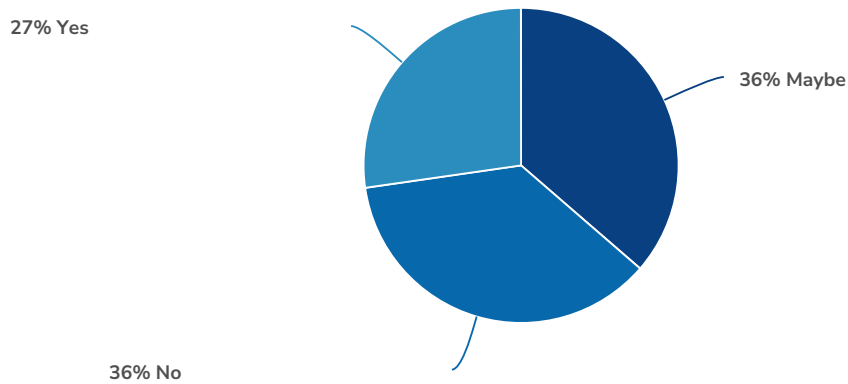





Value	Percent	Responses
Protected walkways	59.1% 	13
Speed humps	50.0% 	11
Wider walkways	40.9% 	9
Roundabouts	36.4% 	8
Narrower roads	31.8% 	7
Protected bike lanes	27.3% 	6
Multi-use paths	22.7% 	5
Additional public transit stops	22.7% 	5
Bike Lanes	9.1% 	2
Other: Please Specify	9.1% 	2

Statistics

Skipped	2
Total Responses	22

9. The City of Medina is not required to build middle housing. Instead, the City is required to allow for residents who wish to develop middle housing. Would you or your family consider building an ADU, Duplex or other middle housing type on your lot?



Value	Percent	Responses
Maybe	36.4% 	8
No	36.4% 	8
Yes	27.3% 	6

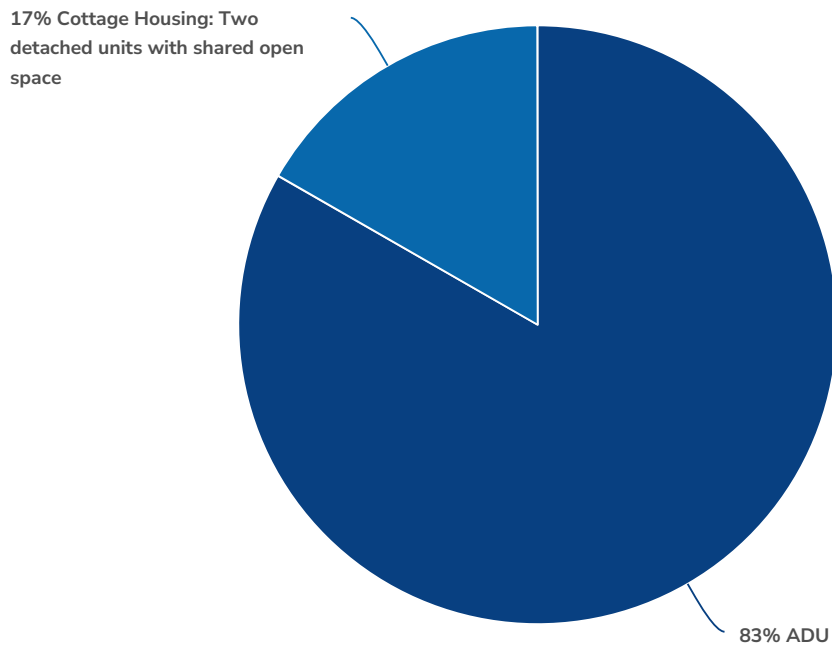
Totals: 22

Statistics

Total Responses

22

10. If Yes, which of the following would you be most interested in developing?



Value	Percent	Responses
ADU	83.3%	5
Cottage Housing: Two detached units with shared open space	16.7%	1
Duplex	0.0%	0
Courtyard Apartment: Two attached units with a courtyard between them	0.0%	0
Stacked Flats: Two units in a building where each floor is a separate unit	0.0%	0

Totals: 6

Statistics

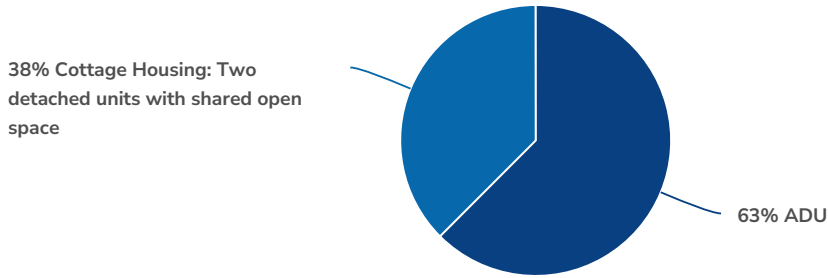
Hidden

29

Total Responses

6

11. If Maybe, which of the following are you most interested in?



Value	Percent	Responses
ADU	62.5% 	5
Cottage Housing: Two detached units with shared open space	37.5% 	3
Duplex	0.0% 	0
Courtyard Apartment: Two attached units with a courtyard between them	0.0% 	0
Stacked Flats: Two units in a building where each floor is a separate unit	0.0% 	0

Totals: 8

Statistics

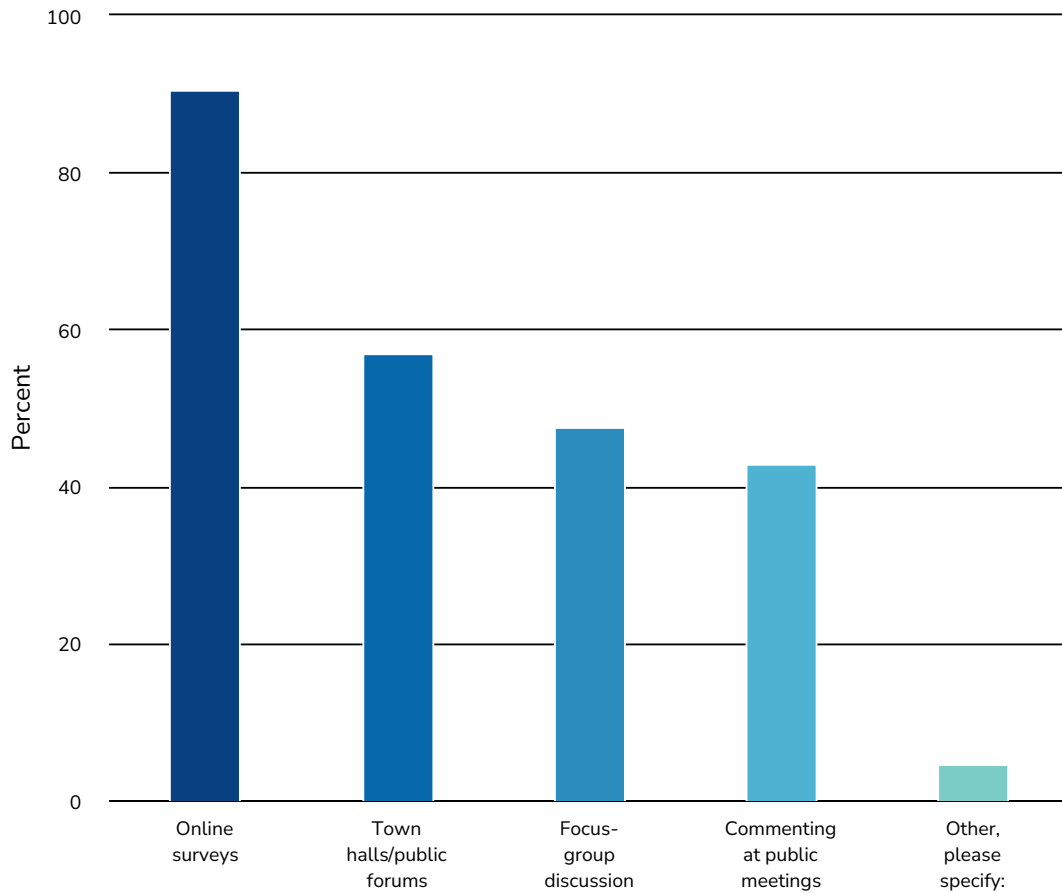
Hidden

27

Total Responses

8

12. Which of the following methods would you most likely engage with to provide feedback? Please select all that apply.

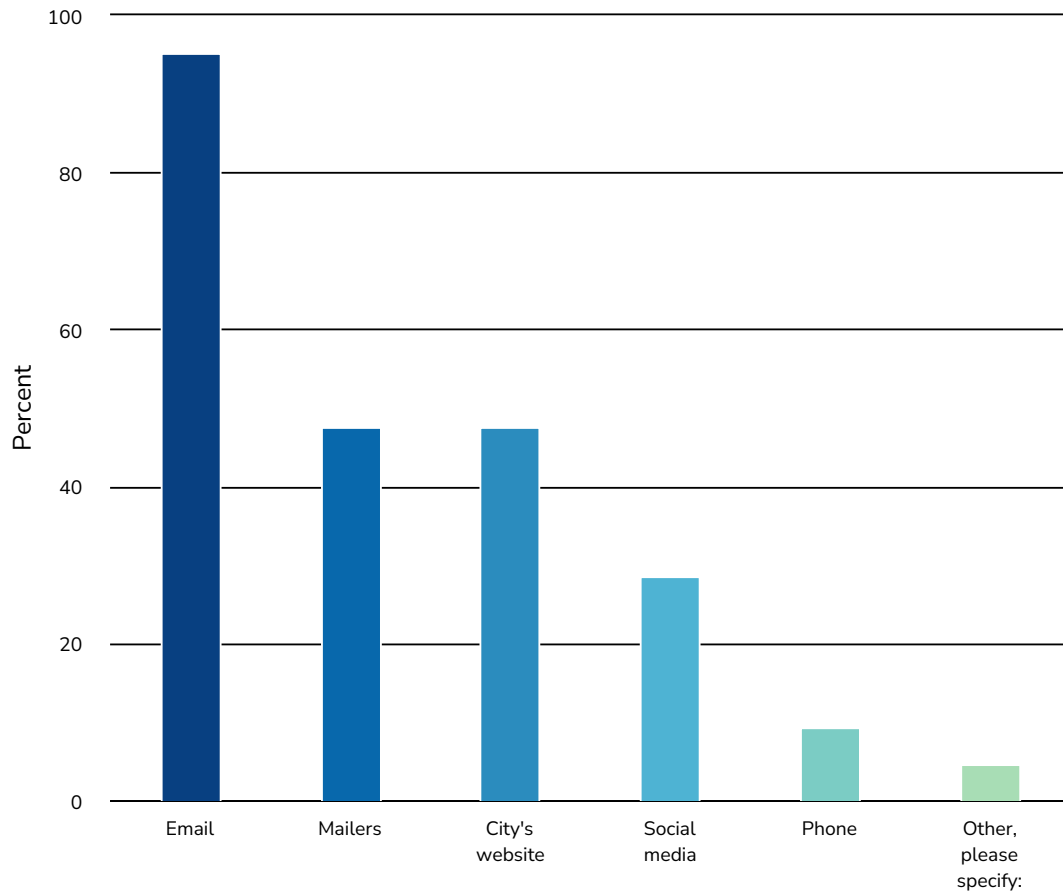


Value	Percent	Responses
Online surveys	90.5%	19
Town halls/public forums	57.1%	12
Focus-group discussion	47.6%	10
Commenting at public meetings	42.9%	9
Other, please specify:	4.8%	1

Statistics

Skipped	0
Total Responses	21

13. How would you want to receive information and updates about changes in the City like housing policies?



Value	Percent	Responses
Email	95.2%	20
Mailers	47.6%	10
City's website	47.6%	10
Social media	28.6%	6
Phone	9.5%	2
Other, please specify:	4.8%	1

Statistics

Skipped

0

Total Responses

21