

Filter statement

Filters **Incident onset** Last Month | **Incident status** Locked, Draft, InReview | **Location city** MEDINA, Medina

Incident Types (NERIS)

Count of Incidents

Count of Incidents
26
Count of Exposures **0**

Count of Medical Incidents (Primar...

Count of EMS Calls
13
Percent of EMS Calls **50.00%**

Count of Fire Incidents (Primary Co...

Count of Fire Calls
1
Percent of Fire Calls **3.85%**

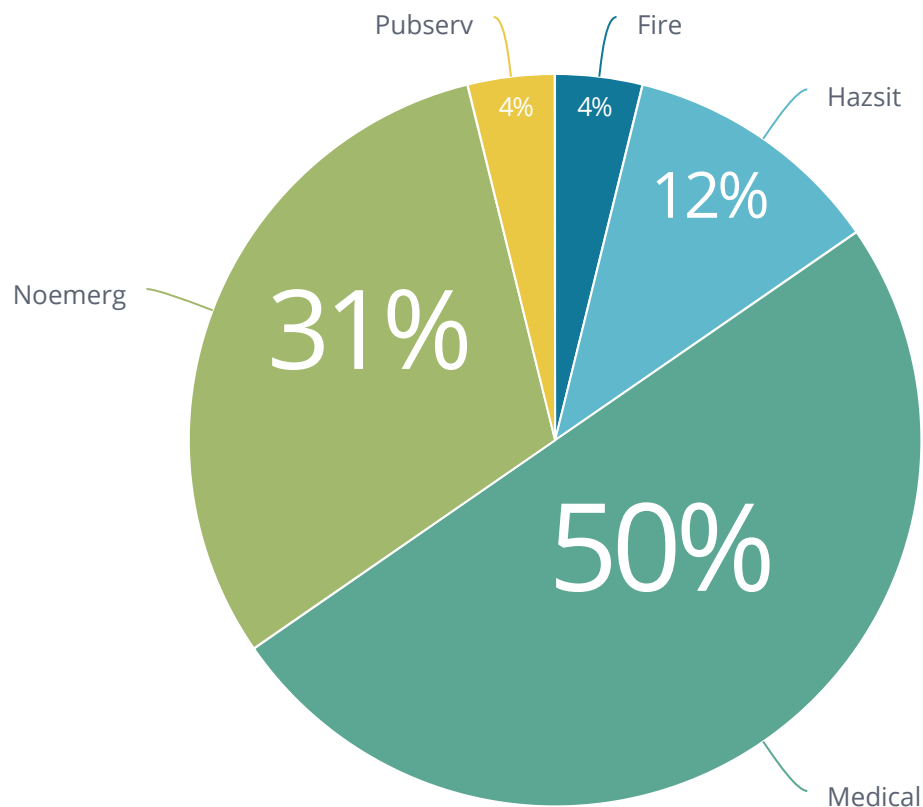
Count of Other Incidents (Primary ...

Count of Other Calls
12
Percent of Other Calls **46.15%**

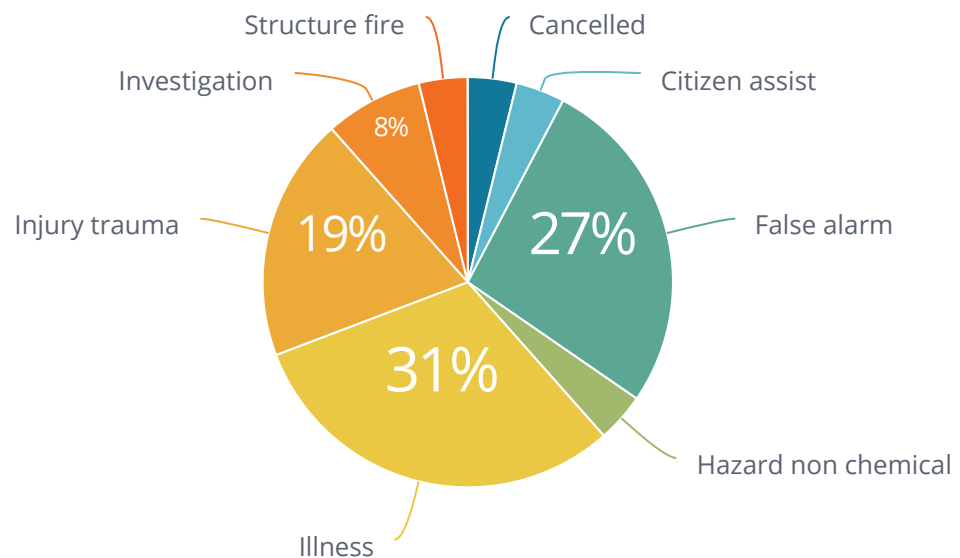
Filter statement

Filters **Incident onset** Last Month | **Incident status** Locked, Draft, InReview | **Location city** MEDINA, Medina

Primary Incident Type by Category



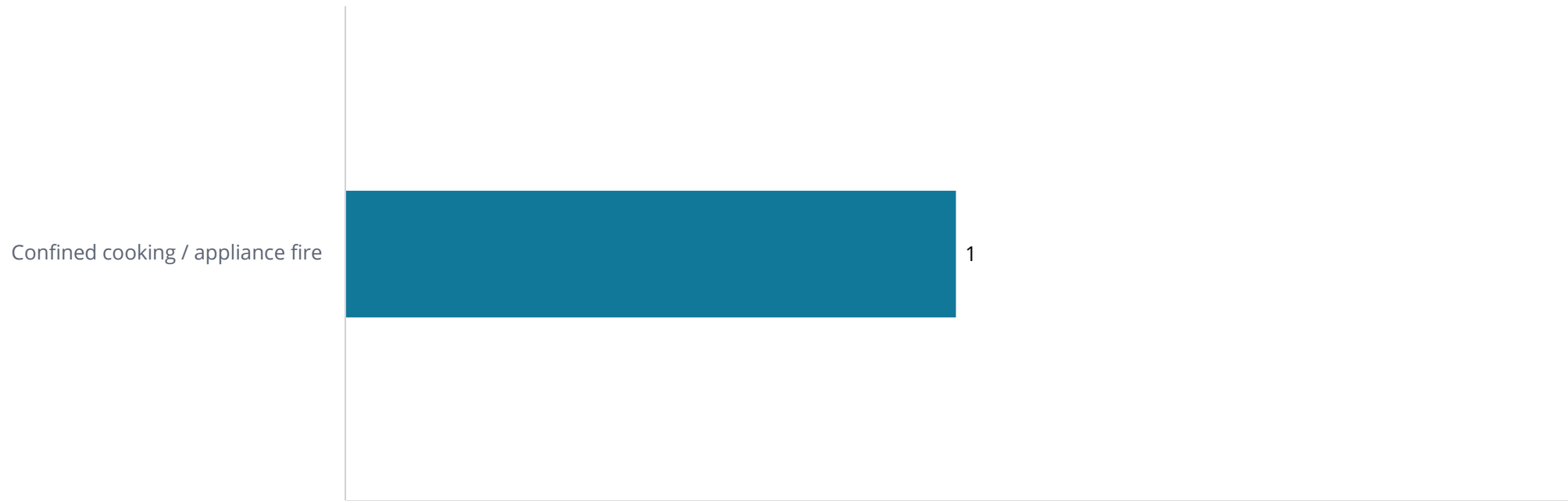
Primary Incident Types by Subcategory



Filter statement

Filters **Incident onset** Last Month | **Incident status** Locked, Draft, InReview | **Location city** MEDINA, Medina

Count of Fire Incidents



Filter statement

Filters **Incident onset** Last Month | **Incident status** Locked, Draft, InReview | **Location city** MEDINA, Medina

Primary Incident Types (by month)

Primary Incident Type	Incidents	
	05/2026	Grand Total
Accidental alarm	6	
Breathing problems	1	
Cancelled	1	
Chest pain (non-trauma)	1	
Citizen assist / service call	1	
Confined cooking / appliance fire	1	
Electrical power line down / arching / malfunction	1	
Fall	3	
Heart problems	1	
Malfunctioning alarm	1	
No appropriate choice (medical response)	1	
Odor investigation	1	

Additional Incident Types (by month)

Additional Incident Type	Incidents	
	05/2026	Grand Total
Lift assist	1	1
Medical alarm	1	1
Grand Total	2	2