

DESIGN DEVELOPMENT

CITY OF MADISON HEIGHTS
GATEWAY SIGNAGE

OCTOBER 2023 V.1



ideation orange



14 and John R - Monument Sign



14 and Stephenson - Monument Sign



12 and Stephenson - Monument Sign



14 and Campbell - Monument Sign



Lincoln and Progress - Monument Sign



10 Mile and Dequindre - Vertical Sign



13 and Dequindre - Vertical Sign



John R and Progress



Sign to be installed at same location as existing gateway sign. Include demo and removal of existing sign.
City to install new ground lighting for illumination as shown.



Sign to be installed at same location as existing gateway sign. Include demo and removal of existing sign.
City to install new ground lighting for illumination as shown.



Sign to be installed at same location as existing gateway sign. Include demo and removal of existing sign.
City to install new ground lighting for illumination as shown.



Sign to be installed at same location as existing gateway sign. Include demo and removal of existing sign.
City to install new ground lighting for illumination as shown.



Sign to be installed at same location as existing gateway sign. Include demo and removal of existing sign.
City to install new ground lighting for illumination as shown.



Sign to be installed in approximate location shown. Area to be surveyed and staked by fabricator and approved by city prior to installation.



Sign to be installed in approximate location shown. Area to be surveyed and staked by fabricator and approved by city prior to installation.



Sign to be installed at same location as existing gateway sign. Include demo and removal of existing sign.
City to install new ground lighting for illumination, repair and paint wood trim and add plantings.

ideation orange
©2023 Ideation Signs & Communications

17"

44"

110"w x 61"h x 1/2"d
Painted aluminum cabinet
Matthews Paint Color - MP12416 Shipyard Gray, Satin finish

108"w x 58"h x 1/2" thick
Printed Custom High Pressure
Laminate from I-ZoneImaging.com, Black core, Satin finish
attached w/ MBS - .75" dia clear anodized aluminum
hex head standoff caps and barrels -
Panel to standoff cabinet ~1"
Each sign to have different artwork.
Fabricator to build/engineer
assuming panels could be changed out
every 3-5 years.

133"w x 37"h (overall including side and back)
1/4" thick painted aluminum panel
w/ routed out letters. 3 separate panels.
Matthews Paint Color - MP31645 Designer White, Satin finish
1/2" Exposed head metal fasteners - Painted to
match panel.
Panel to standoff artwork ~1"

118"w x 20"h x 23"d
Aluminum cabinet base w/ angular relief.
Painted w/ faux concrete / heavy texture finish.
Double post mount in concrete footings
per fabricator recommendation.

89"

5"

37"

5"

6"

15"

103"

13"

118"

MADISON
HEIGHTS

Technical drawing of a wall-mounted cabinet with dimensions and a callout for the lettering.

Dimensions:

- Overall width: 103"
- Overall height: 37"
- Top left panel width: 27"
- Top left panel height: 16"
- Top left panel width (inner): 11.5"
- Top left panel height (inner): 12.5"
- Top left panel width (bottom): 21"
- Top left panel height (bottom): 8"
- Top left panel width (right): 46.5"
- Top left panel height (right): 21"
- Top left panel width (bottom right): 19.5"
- Top left panel height (bottom right): 13"
- Top left panel width (bottom right): 15"

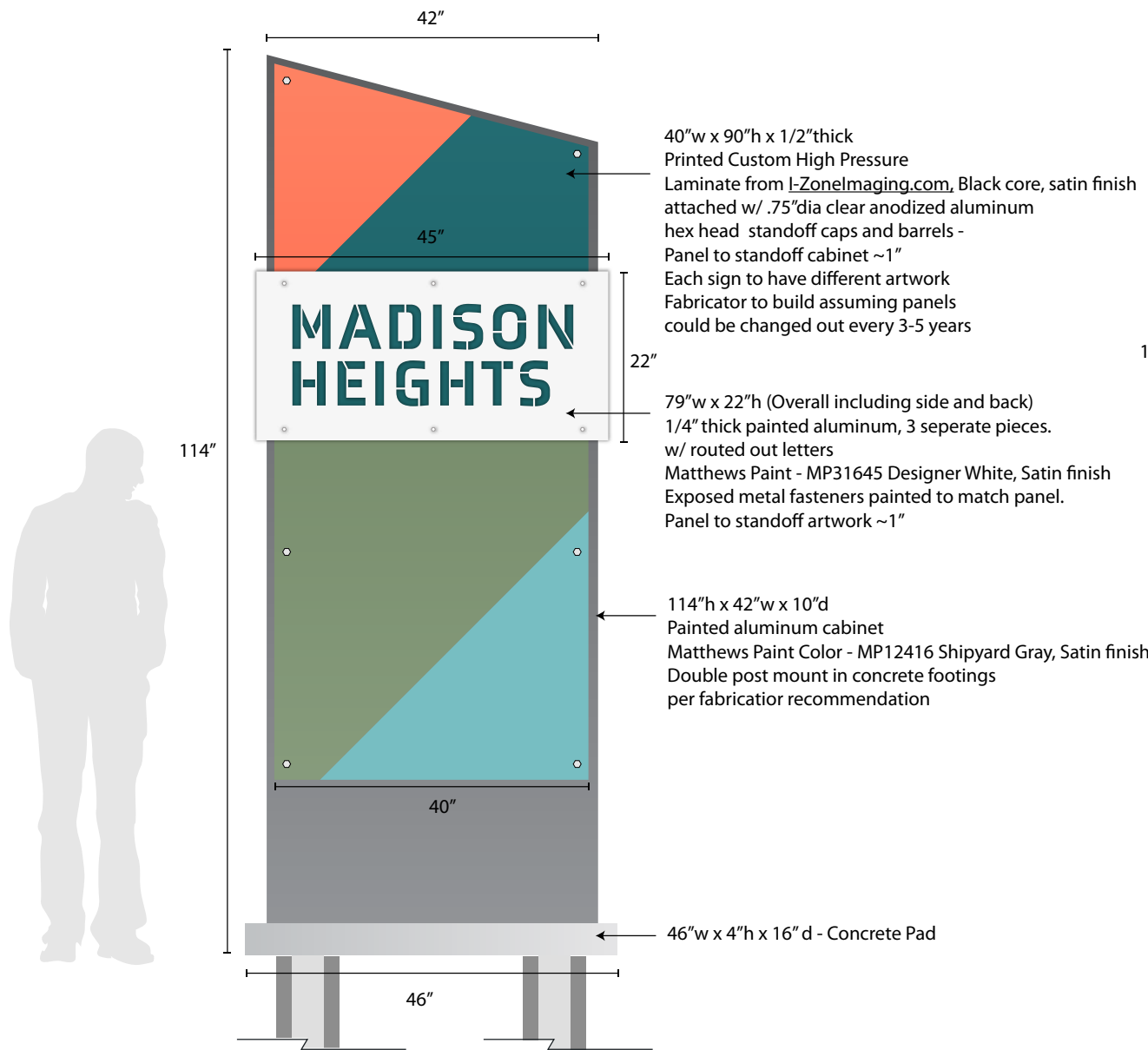
Callout:

5" h x 1/2" thick -
Flat cut aluminum letters painted
Matthews Paint Color - MP31645 Designer White, Satin finish
Flush stud mounted to cabinet

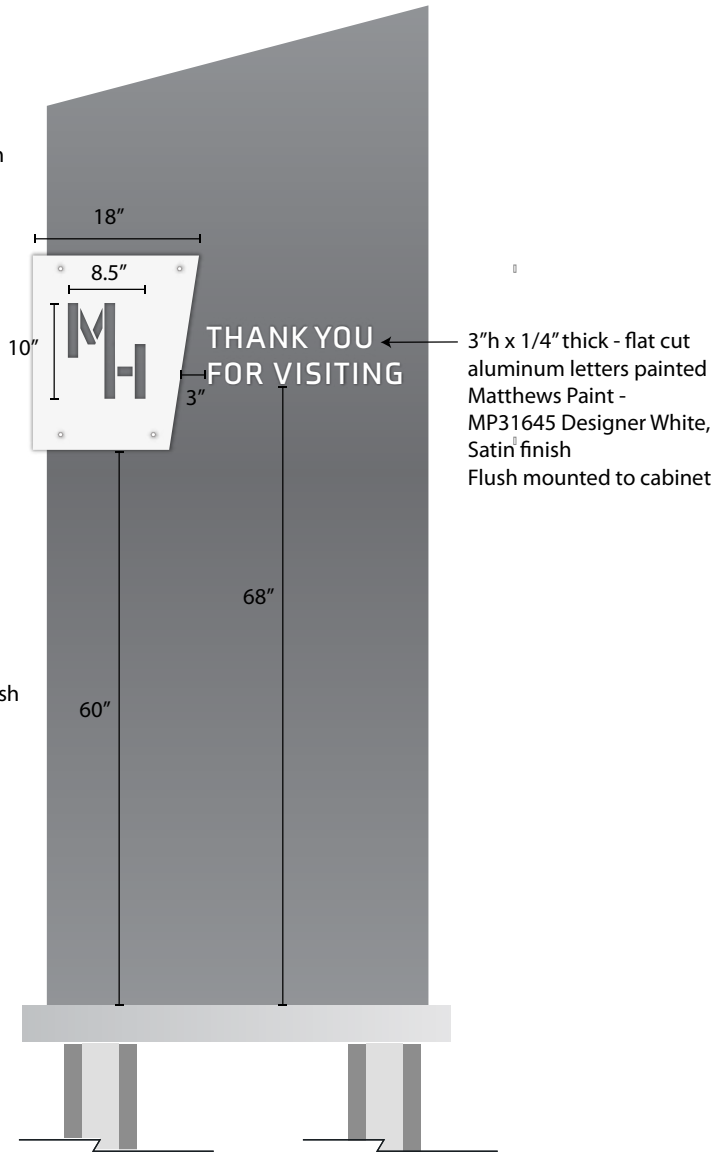
Technical drawing of a three-part assembly. The top part is a dark gray rectangle with a width of 12". The middle part is a light gray rectangle with a height of 7". The bottom part is a light gray hexagonal prism with a base width of 26" and a height of 13". The parts are connected by a vertical rod passing through the top and middle sections.




FRONT



BACK

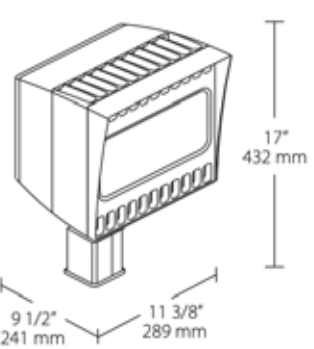


SIDE



VERTICAL SIGNS

Desired lighting effect



www.rablighting.com/feature/led-sign-billboard-light
Electrical and lighting installed by client



146" w x 15" h
1/4" thick painted aluminum
w/ routed out letters
Matthews Paint - MP31645 Designer White, Satin finish
Exposed metal fasteners, painted to match panel.
Panel to standoff background by ~1"

133" w x 31" h x 1/2" thick
Printed Custom High Pressure
Laminate from I-ZoneImaging.com, Black core, Satin finish
Attached to existing structure. w/ .75" dia clear
anodized aluminum hex head standoff caps and barrels -
Fabricator to build assuming panels
could be changed out every 3-5 years



Fabricator to survey condition to determine final sizing and mounting approach.
Client to paint structure and landscape.



Existing Condition

Print ready background artwork to be provided by ideation orange.



Production artwork to be provided by ideation orange.



14"w x 14"h x 1/2"thick
Printed Custom High Pressure
Laminate from [I-Zonemaging.com](https://www.zonemaging.com), Black core, Satin finish



14"w x 14"h
1/4" thick painted aluminum panel
w/ routed out letters.
Matthews Paint Color - MP31645 Designer White, Satin finish



28"w x 21"h x 4"d
Aluminum cabinet base sample w/ angular relief.
Painted w/ faux concrete / heavy texture finish.