


SIGN DIMENSION

TOTAL SQFT = 30.5




50"

88"

Company Name	Project Name	Project Address	Project Details	Complete By	Customer Approval
MARATHON	EMC Sign	29011 Stephenson Hwy, Madison Heights, MI 48071	Install EMC Sign on existing Pole sign.	Drawn By: Eddie Sales Rep: Mike Date: 4 / 22 / 2025	Signature: _____ Date: / / 2025

DISCLAIMER - This drawing is conceptual and was prepared to show approximate location, arrangement, size and color of signage. It is subject to change and not intended to replace the use of construction documents and/or actual field dimensions.

 SIGN(S) TO BE MANUFACTURED IN ACCORDANCE WITH ARTICLE 500 OF THE NATIONAL ELECTRICAL CODE AND/OR OTHER APPLICABLE LOCAL CODES. THIS INCLUDES PROPER GROUNDING AND BONDING OF THE SIGN(S). SIGN WILL BEAR UL LABEL(S).

SIGN ELEVATIONS



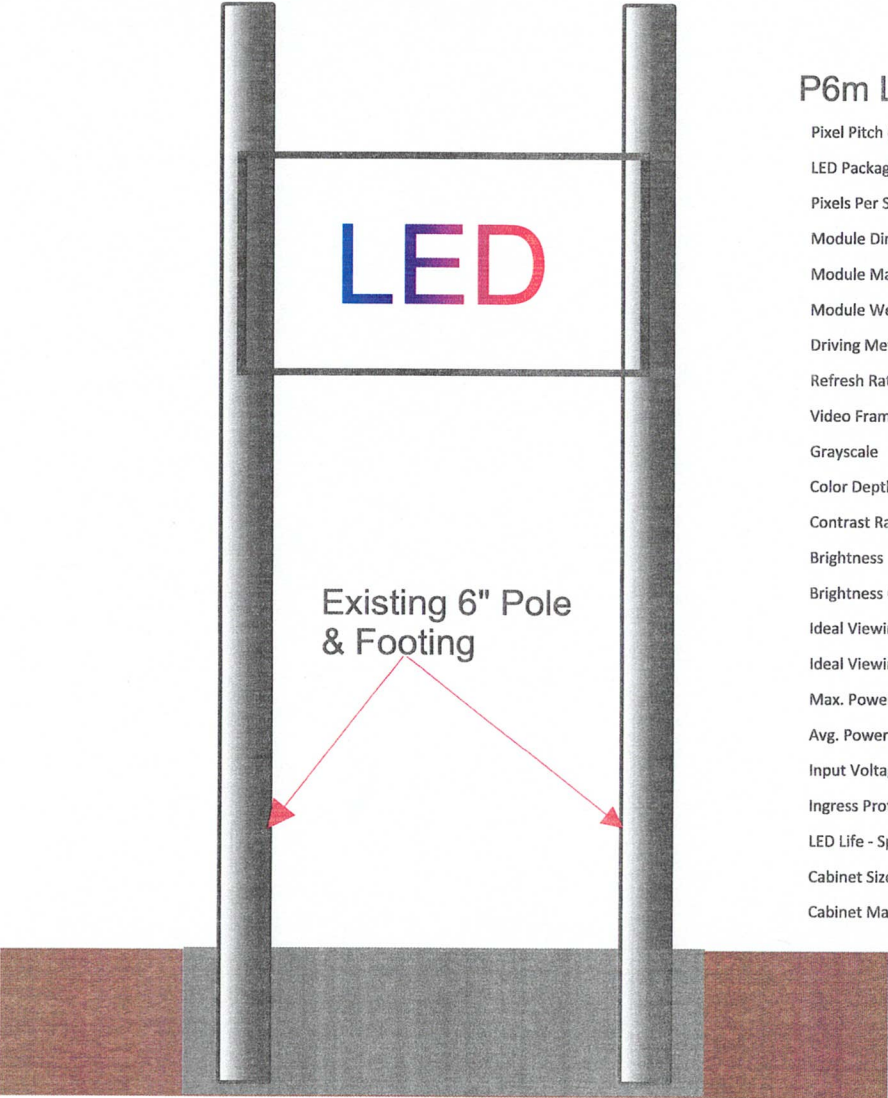
Company Name	Project Name	Project Address	Project Details	Complete By	Customer Approval
MARATHON	EMC Sign	29011 Stephenson Hwy, Madison Heights, MI 48071	Install EMC Sign on existing Pole sign.	Drawn By: Eddie Sales Rep: Mike Date: 4 / 22 / 2025	Signature: Date: / / 2025

DISCLAIMER - This drawing is conceptual and was prepared to show approximate location, arrangement, size and color of signage. It is subject to change and not intended to replace the use of construction documents and/or actual field dimensions.



SIGN(S) TO BE MANUFACTURED IN ACCORDANCE WITH ARTICLE 600 OF THE NATIONAL ELECTRICAL CODE AND/OR OTHER APPLICABLE LOCAL CODES. THIS INCLUDES PROPER GROUNDING AND BONDING OF THE SIGN(S). SIGN WILL BEAR UL LABEL(S).

SIGN SPECIFICATIONS



P6m LED Sign Specification

Pixel Pitch (Resolution)	6 mm
LED Package Type	SMD
Pixels Per Sq. Foot (Density)	2,090
Module Dimensions	12.6"x12.6" (320mm x 320mm)
Module Matrix	48x48
Module Weight	3 LB(1.4 KG)
Driving Method	1/6 constant current
Refresh Rate	≥3,840 Hz
Video Frame Rate	60 frames/second
Grayscale	65,536/(281 trillion colors)
Color Depth	16 bit
Contrast Ratio	3,000 : 1
Brightness	≥10,000 NITS
Brightness Control	256 levels
Ideal Viewing Range	18' or greater
Ideal Viewing Angle	160°(H) / 120°(V)
Max. Power Consumption	70W/f2 (750W/m2)
Avg. Power consumption	23W/f2 (250W/m2)
Input Voltage	88 ~ 264VAC
Ingress Protection	IP67 front / IP55 rear
LED Life - Span	100,000 hours
Cabinet Size	Custom
Cabinet Material	Aluminum



10,000 Nits

Max. brightness

281 Trillion

Colors

3,840 Hz

Refresh rate

6mm

Highest Resolution

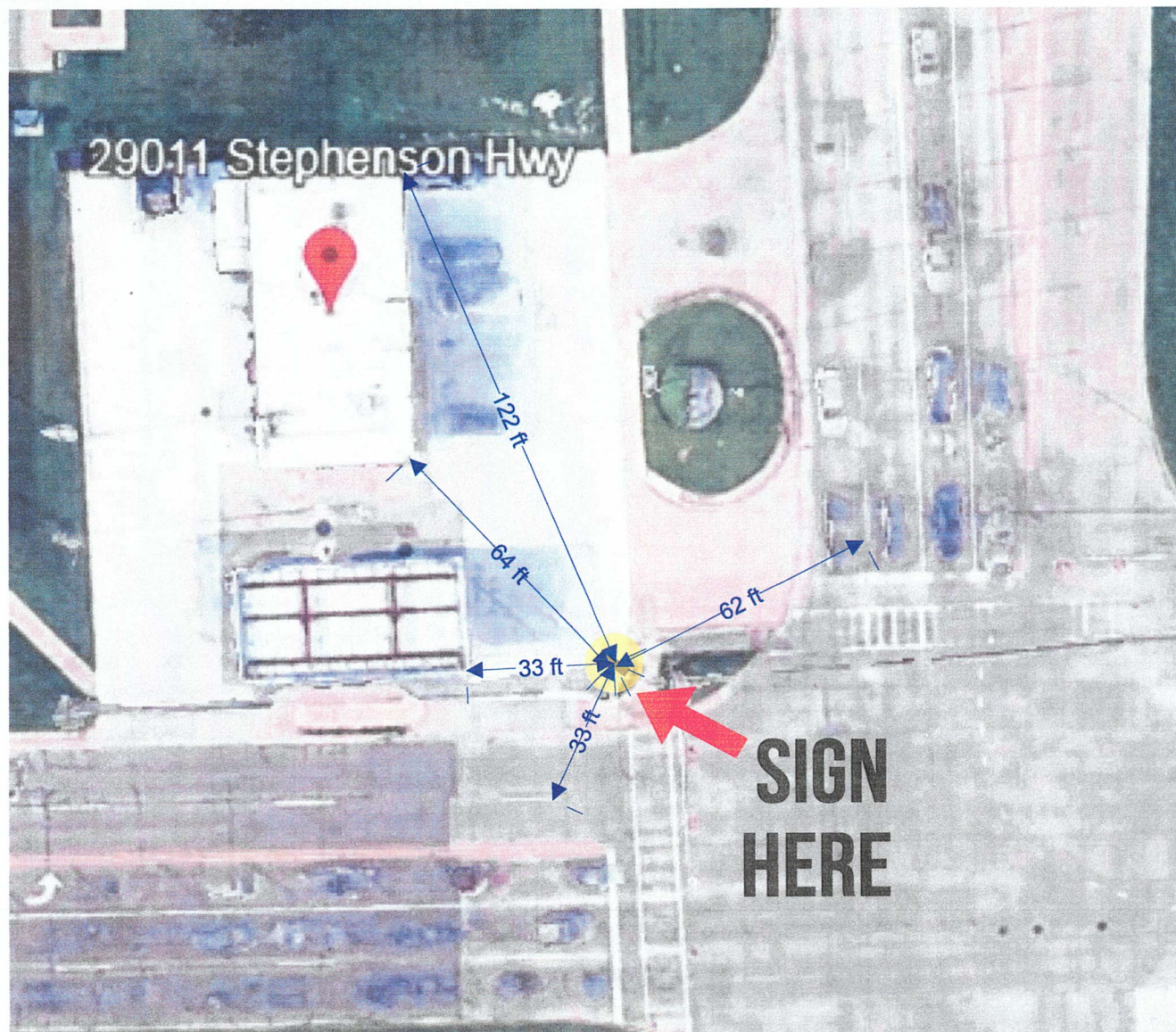
Company Name	Project Name	Project Address	Project Details	Complete By	Customer Approval
MARATHON	EMC Sign	29011 Stephenson Hwy, Madison Heights, MI 48071	Install EMC Sign on existing Pole sign.	Drawn By: Eddie Sales Rep: Mike Date: 4 / 22 / 2025	Signature: Date: / / 2025

DISCLAIMER - This drawing is conceptual and was prepared to show approximate location, arrangement, size and color of signage. It is subject to change and not intended to replace the use of construction documents and/or actual field dimensions.



SIGN(S) TO BE MANUFACTURED IN ACCORDANCE WITH ARTICLE 600 OF THE NATIONAL ELECTRICAL CODE AND/OR OTHER APPLICABLE LOCAL CODES. THIS INCLUDES PROPER GROUNDING AND BONDING OF THE SIGN(S). SIGN WILL BEAR UL LABEL(S)

SIGN LOCATION MAP



Company Name

MARATHON

Project Name

EMC Sign

Project Address

29011 Stephenson Hwy,
Madison Heights,
MI 48071

Project Details

Install EMC Sign on
existing Pole sign.

Complete By

Drawn By: Eddie
Sales Rep: Mike
Date: 4 / 22 / 2025

Customer Approval

Signature:

Date: / / 2025

DISCLAIMER - This drawing is conceptual and was prepared to show approximate location, arrangement, size and color of signage. It is subject to change and not intended to replace the use of construction documents and/or actual field dimensions.



SIGN(S) TO BE MANUFACTURED IN ACCORDANCE WITH ARTICLE 600 OF THE NATIONAL ELECTRICAL CODE AND/OR OTHER APPLICABLE LOCAL CODES. THIS INCLUDES PROPER GROUNDING AND BONDING OF THE SIGN(S). SIGN WILL BEAR UL LABEL(S)