



**FY 2025 FINANCIAL OVERVIEW – THROUGH
FEBRUARY 2025**

March 26, 2025

PRESENTATION AGENDA

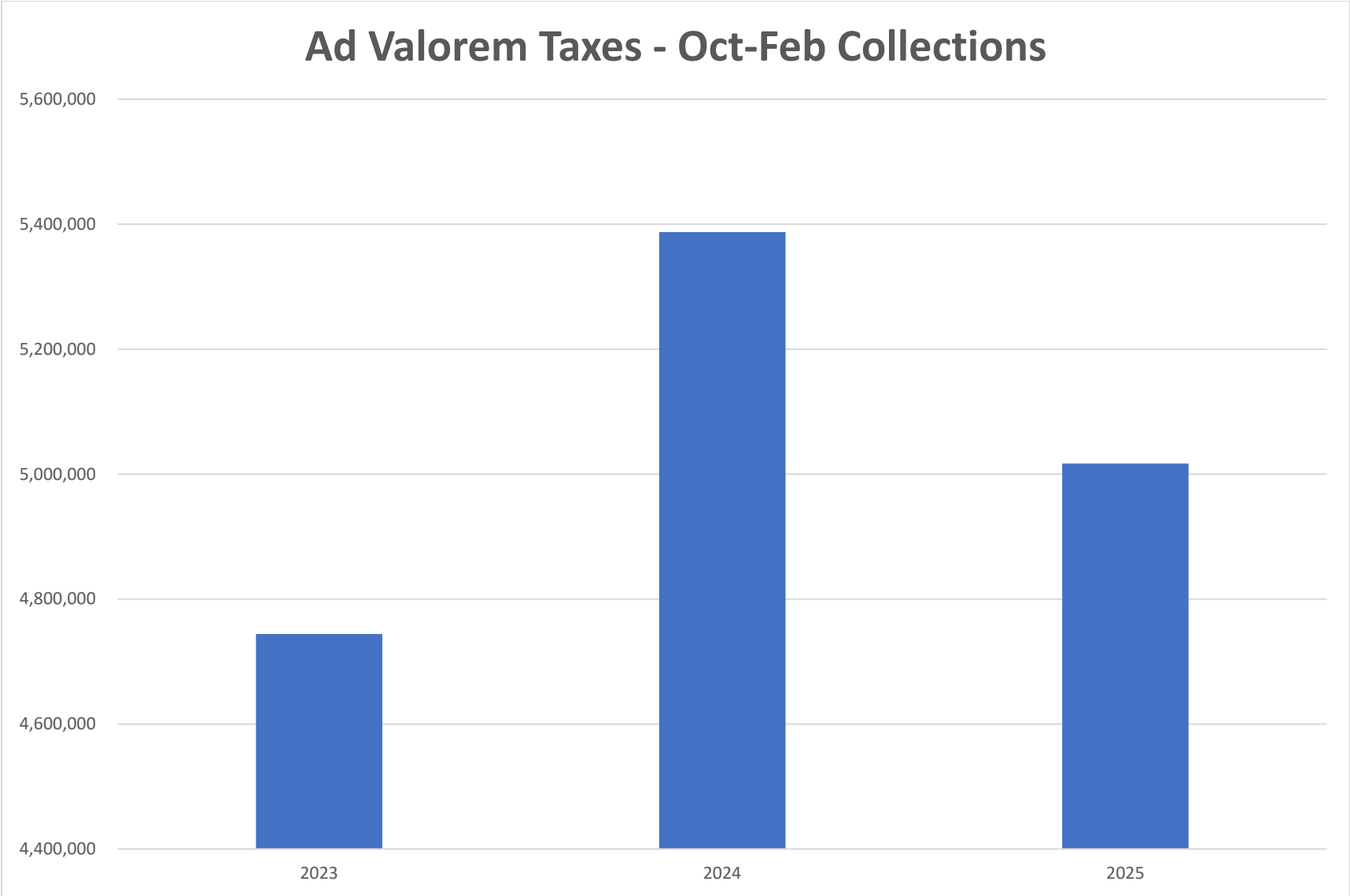
- I. Revenue & Expense Analysis – Through Feb 2025**

- II. YTD Hurricane Related Expenses**

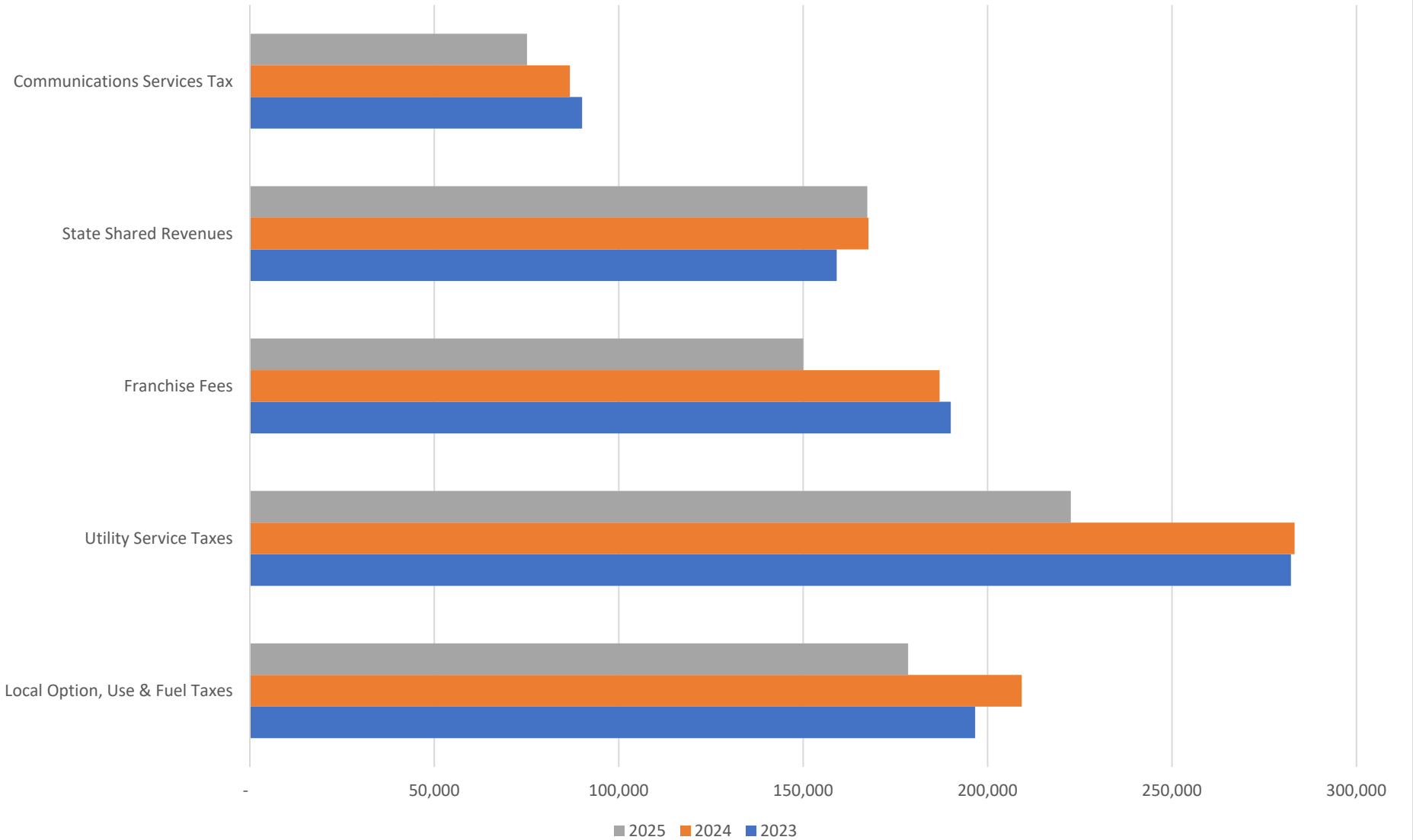
- III. Damage Assessment – Current Status**

- IV. Q&A**

FY 2025 Revenue Comparison – FY 2023, FY 2024, FY 2025 YTD



Non-Exchange Revenues - Other Taxes, Franchise Fees, State Shared Revenues: Oct - Jan



Building & Planning Revenues: Oct-Feb Collections

1,200,000

1,000,000

800,000

600,000

400,000

200,000

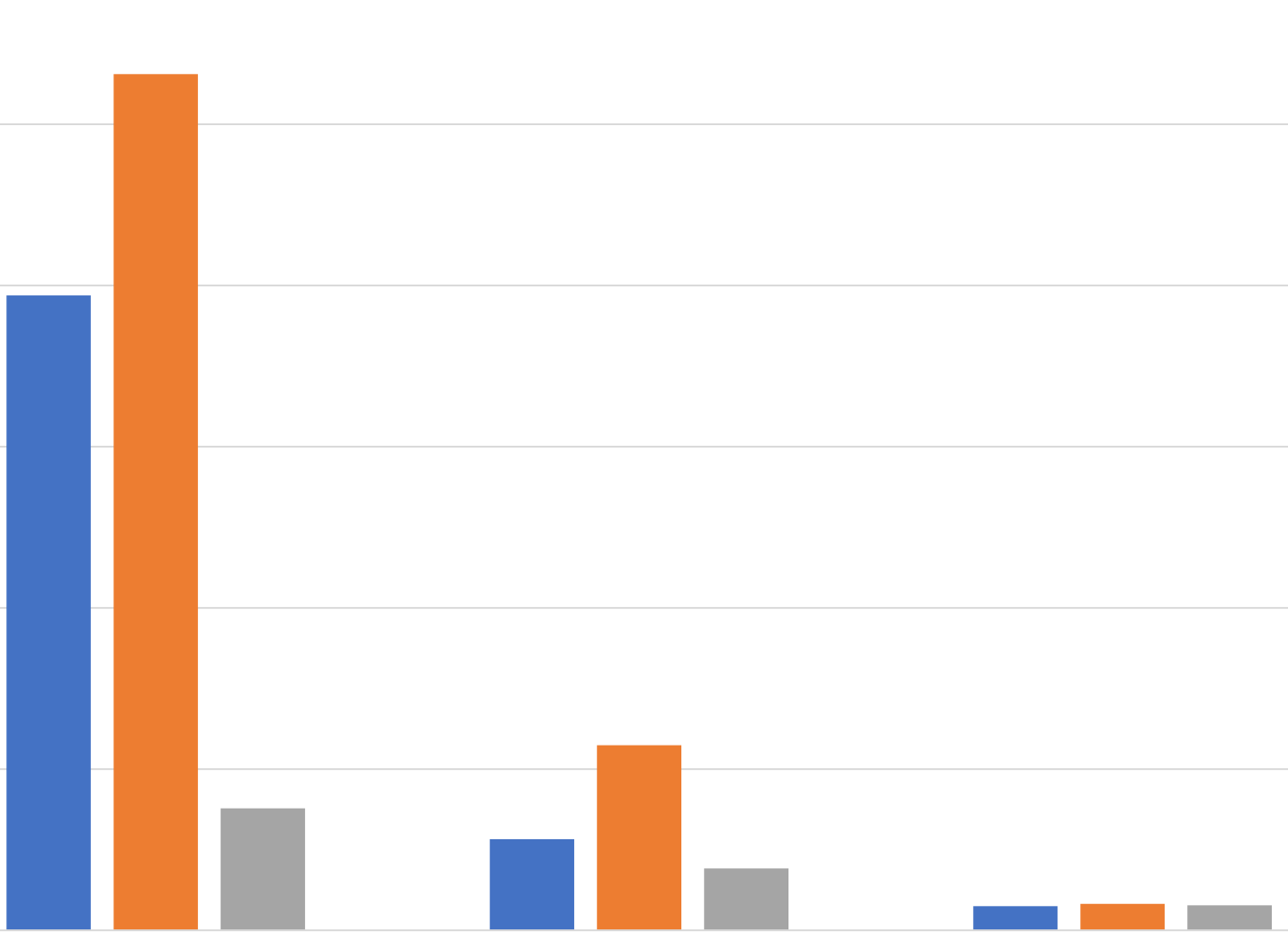
0

Permit, Inspection, & Plan Review Fees

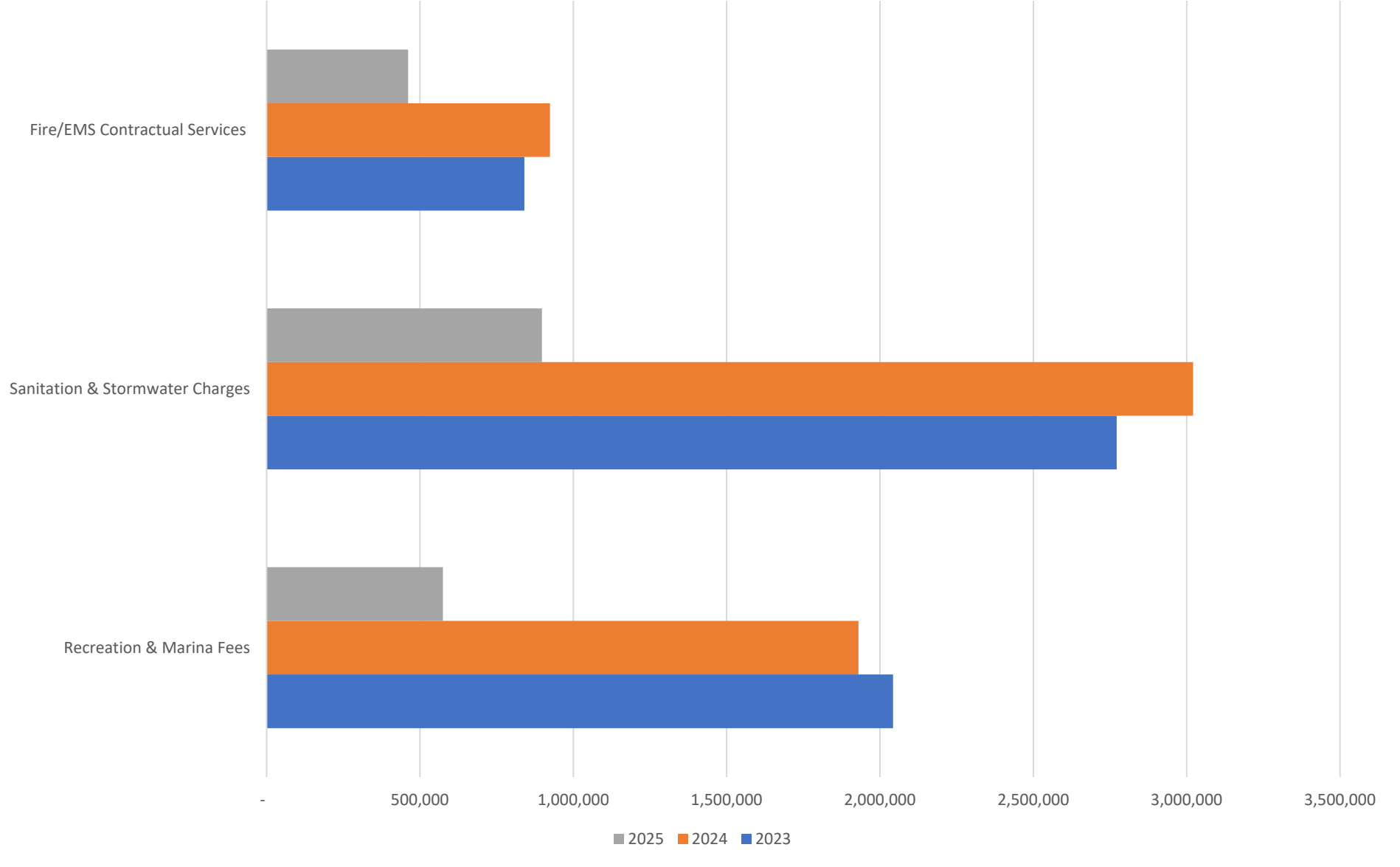
Impact Fees

Business Tax Receipts

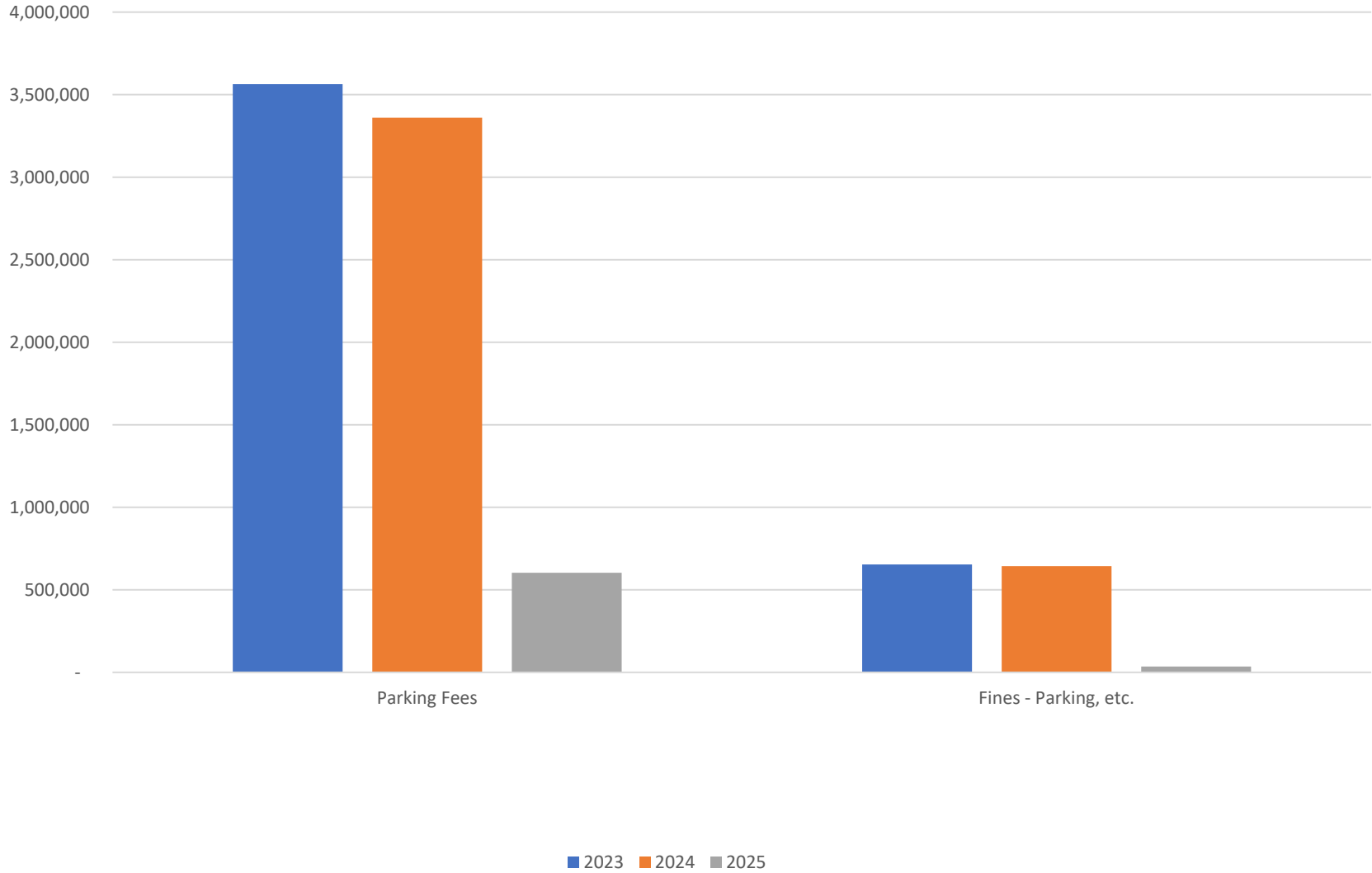
■ 2023 ■ 2024 ■ 2025



Fees for Services: Oct-Feb Collections



Parking Related Revenues: Oct-Feb Collections



October - February Revenue Comparison – Detailed List FY 2023, 2024, 2025

Revenue Type	Oct-Feb 2023	Oct-Feb 2024	Oct-Feb 2025
Ad Valorem Taxes	4,744,071	5,387,345	5,016,799
Interest & Other Earnings	1,640,115	2,166,798	547,078
Permit, Inspection, & Plan Review Fees	787,606	1,062,159	151,263
Impact Fees	113,004	229,631	76,784
Business Tax Receipts	29,983	32,849	31,074
Recreation & Marina Fees	2,042,490	1,929,754	575,031
Sanitation & Stormwater Charges	2,771,924	3,020,757	897,910
Fire/EMS Contractual Services	840,619	924,048	461,449
Parking Fees	3,563,329	3,360,600	603,535
Total:	16,533,140	18,113,941	8,360,922
% Change		10%	-54%

October - January Revenue Comparison – Detailed List FY 2023, 2024, 2025

Revenue Type	Oct-Jan 2023	Oct-Jan 2024	Oct-Jan 2025
Local Option, Use & Fuel Taxes	196,620	209,247	178,459
Utility Service Taxes	282,231	283,241	222,553
Franchise Fees	190,035	186,965	150,043
State Shared Revenues	159,106	167,732	167,386
Communications Services Tax	90,065	86,758	75,129
Total:	918,058	933,943	793,570
% Change		2%	-15%

Budget Versus Actual Analysis – Expenses By Department FY 2025 YTD (Thru Mid March)

Department Name	Revised Budget	Actual YTD	Outstanding Encumbrances YTD	Remaining Available Balance	% Available	Tickmark
Archibald	4,525,250.00	1,126,135.15	1,980,974.96	1,418,139.89	31.34%	
Board Of Commissioners	157,260.00	20,955.19	-	136,304.81	86.67%	
Building Services	1,775,225.00	552,040.59	94,885.02	1,128,299.39	63.56%	
City Clerk	518,729.21	188,864.95	-	329,864.26	63.59%	
City Manager	1,228,600.00	341,286.99	188,611.02	698,701.99	56.87%	
Community Development	945,275.00	374,990.22	49,000.00	521,284.78	55.15%	
Debt Service	320,000.00	-	-	320,000.00	100.00%	
Finance	712,400.00	329,647.96	122,828.00	259,924.04	36.49%	
Fire/Ems	11,181,950.00	2,181,359.19	7,017,257.56	1,983,333.25	17.74%	
Gas Tax	136,500.00	24,289.30	-	112,210.70	82.21%	
Human Resources	99,245.00	53,685.44	19,410.00	26,149.56	26.35%	<1>
Information Technology	278,806.40	100,189.54	128,513.76	50,103.10	17.97%	<1>
John's Pass Village	2,200,500.00	182,029.03	529,839.95	1,488,631.02	67.65%	
Law Enforcement	1,735,865.00	844,344.70	843,984.00	47,536.30	2.74%	<1>
Legal Services	196,500.00	56,971.29	123,028.71	16,500.00	8.40%	
Marina	2,031,200.00	452,393.97	230,043.73	1,348,762.30	66.40%	
Non-Departmental	17,570,430.00	4,223,878.97	9,287,073.58	4,059,477.45	23.10%	<1>
Parking Management	3,728,750.00	502,337.32	18,585.75	3,207,826.93	86.03%	
Parks	68,350.00	13,761.58	-	54,588.42	79.87%	
Public Works Administration	2,303,540.31	776,614.78	344,139.14	1,182,786.39	51.35%	
Recreation	2,466,100.00	780,246.37	256,491.96	1,429,361.67	57.96%	
Sanitation	2,018,670.00	766,837.78	548,003.20	703,829.02	34.87%	
Stormwater	11,790,020.00	1,153,192.17	191,636.00	10,445,191.83	88.59%	
Total:	67,989,166	15,046,052	21,974,306	30,968,807		

<1> Mid-year budget amendment resolution forthcoming

Comparison of Hurricane-Related Expenses Incurred



HELENE EXPENSES INCURRED – LARGEST VENDORS

Vendor Name	Amount	Description
DRC Emergency Services	2,912,654.05	Debris removal
Luxe Flush	196,060.00	Bathroom rentals
Servpro Team Shaw	135,452.64	Downstairs flood damage - remediation work Emergency rental of 3 CAT 920 loaders and 3 skid steers for
Ring Power Corporation	100,783.83	Hurricane Beach Cleanup
Schindler Elevator Corporation	32,342.92	Elevator Repair after Hurricane Helene flooding Hurricane asphalt repair: mobilization, remove existing
Keystone Excavators, Inc.	29,750.00	asphalt and replace with new and stripe
USA Voltage LLC	47,461.26	Check out panels, clean electrical connections at marina
Broyhill Manufacturing Company	19,483.00	2 new Broyhill dumpsters plus freight Replace 4 access panels at City Hall; A/C inspection & repair
Harper Limbach LLC	12,298.01	and new AC Condenser for JPV
Wastequip, LLC	12,754.82	Purchase of 200 64 Gallon Toters due to hurricane loss
Right Now Refrigeration Co.	12,057.52	New Ice Machines at Marina Replace Kohler brand equipment damaged from hurricane
Volt USA, LLC	9,950.00	(generator, air compressor, pressure washer, and more)
Smith Industries, Inc	7,633.88	Fence installation at Marina
Total:	3,528,681.93	

MILTON EXPENSES INCURRED – LARGEST VENDORS

Vendor	Amount	
Slyce Madeira Beach, LLC	21,770.00	Pizza to feed displaced residents due to hurricane
W & A Cleaning Services, LLC	22,305.00	Temporary Bathroom and Showers cleaning fee
Palm Trees Direct, LLC	16,726.00	Replacement of palm trees for ROC park
Coastal Contracting & Restoration	10,120.37	Repairs made to Marina Ship Store after Hurricane Milton wind damage
Funnel Vision	<u>7,538.81</u>	Food for community following Hurricane Milton
Total:	78,460.18	

DAMAGE ASSESSMENT – CURRENT STATUS

DAMAGE ASSESSMENT – LAND & INFRASTRUCTURE

Responsible Department	Description of Damage	Estimated Cost to Repair or Replace	Current Status of Repair or Replacement
Public Works	Johns Pass Village - 75% of Flexi Pave damaged	\$ 96,965.00	Repairs underway and scheduled to be completed by 3-25-25
Public Works	Johns Pass Village - 25% Concrete Curbs damaged	\$ 26,725.00	Repairs completed
Public Works	Johns Pass Village - 15% Pavers damaged	\$ 1,300.00	Repairs completed
Public Works	Johns Pass Village - All electric damaged by flood	\$ 39,500.00	Repairs in progress USA Voltage (Contracted)
Public Works	Johns Pass Village - Chamber building flooded 2+ feet	\$ 50,000.00	interior demolition completed, waiting on remodle permit for electrical and drywal repalcement
Public Works	Johns Pass Village - HVAC Condenser flooded	\$4,422.54	Harper Limbach LLC Replaced
Public Works	Johns Pass Village - Bell Tower - All wood fascia damaged	\$ 5,000.00	Rotten wood removed and replacement of pine completed
Public Works	Johns Pass Village - Boardwalk- 3 pilings need replaced, 8 sections of handrail loose, 10 sections of cross bracing damaged and West Stairs destroyed	\$50K - \$70K	Engineering received and waiting for proposal
Public Works	Johns Pass Village - West stairs completely damaged	\$ 7,250.00	Completed
Public Works	Johns Pass Park - New asphalt damaged 35%		Waiting for quote
Public Works	Johns Pass Park - 60 Parking stops	\$6,000 - \$8,000	Completed
Public Works	Johns Pass Park - Handrail on Walkover damaged completely	\$ 6,838.40	Completed
Public Works	Johns Pass Park - Landscaping park wide destroyed	\$ 55,000.00	New installation of wood barrier and landscaping completed
Public Works	Johns Pass Park - Chainlink fence enclosure damaged from flooding		Waiting for quote for repairs/repalcement
Public Works	Johns Pass Park - Jetty sidewalk damaged during Helene. Lifted several panels and removed one.		Waiting on design plans to send to Army Corp, Pinellas County, & FDEP
Public Works	Johns Pass Park - Restrooms fascia damaged	\$ 1,970.00	Completed
Public Works	Johns Pass Park - 9 Picnic tables gone	\$11,488.13	Completed
Public Works	Johns Pass Park - Camaera Damaged from Pole falling	\$ 277.50	Completed
Public Works	130th Parking lot - New Asphalt scraped in several locations and striping scraped from sand cleanup		Waiting for quote
Public Works	130th Parking Lot / Access - landscaping in dune area damaged from flooding	\$5K - \$10K	Creating Landscape plan

DAMAGE ASSESSMENT – LAND & INFRASTRUCTURE, CONTINUED

Responsible Department	Description of Damage	Estimated Cost to Repair or Replace	Current Status of Repair or Replacement
Public Works	130th Parking Lot / Access- Handrail on East side bent		
Public Works	130th Parking Lot / Access- Rules sign and location signs missing	\$300	Collecting inventory for sign order
Public Works	131st Parking Lot / Access- New Asphalt damaged		Waiting for quote
Public Works	132nd Parking Lot / Access - Parking lot on West Side Gulf Ln Damaged from flooding	\$29,500	Keystone removed and repalced on November 11
Public Works	132nd Parking Lot / Access - Ashpalt on East parking lot scraped		Waiting for quote
Public Works	132nd Parking Lot / Access - 23 Parking stops damaged	\$2,300	Replaced
Public Works	132nd Parking Lot / Access - Beach Signs missing	\$300	Waiting for proposal for sign order
Public Works	132nd Parking Lot / Access - Concrete Curb damaged		W Lot Replaced East lot waiting for quote
Public Works	133rd Parking Lot / Access - Bollard missing	\$100	Replaced
Public Works	133rd Parking Lot East - Parking lot damaged		Waiting for quote
Public Works	133rd Parking Lot East - Parking stops missing / damaged 13	\$1,300	Replaced missing
Public Works	134th Parking Lot / Access - Boardwalk damaged boards hand rail damaged on East end		Completed
Public Works	134th Parking Lot / Access - New Asphalt damaged		Waiting for quote
Public Works	134th East Parking lot - 7 parking stops damaged	\$700	Completed
Public Works	135th Parking Lot / Access - New Asphalt Damaged		Waiting for quote
Public Works	135th Parking Lot / Access - Beach Bench Missing	\$461	Replaced
Public Works	Gulf Blvd Undergrounding - 4" conduit from 132nd to 135th on Gulf Ln compacted with sand and needs replaced	\$65K - \$75K	Project started back Feburary 6th and contractor is replacing damaged conduit
Public Works	136th Parking Lot / Access - Beach Walk over completely destroyed	\$9,135	Walkover demo complete, replacmeent cost \$60,028. Mobi Mat in place \$4,995.00
Public Works	136th Parking Lot / Access - Paver driveway damaged on South side	\$7,525	Completed
Public Works	137th Access - Palm trees, and agave's gone	\$5K	Collecting inventory for plant order
Public Works	140th Access - Whole access sloped and damaged on East and West Side		Waiting for proposal

DAMAGE ASSESSMENT – LAND & INFRASTRUCTURE, CONTINUED

Responsible Department	Description of Damage	Estimated Cost to Repair or Replace	Current Status of Repair or Replacement
Public Works	Tom & Kitty Stuart Park - Seawall gone		Engineering PO issued \$16,800.00 in progress
Public Works	Tom & Kitty Stuart Park - Beach Walkover gone		Waiting for Engineering for seawall and will bid whole park out together
Public Works	Tom & Kitty Stuart Park - Parking lot pavers 50% damaged or missing		Waiting for Engineering for seawall and will bid whole park out together
Public Works	Tom & Kitty Stuart Park - Bathroom Replacement	150K	Working on Prefab bathroom, Survey to confirm what is allower per zoning
Public Works	Tom & Kitty Stuart Park - Landscaping & Irrigation gone	\$15K - \$20K	Waiting for Engineering for seawall and will bid whole park out together
Public Works	Tom & Kitty Stuart Park - Utilites damaged		Waiting for Engineering for seawall and will bid whole park out together
Public Works	142nd Access - Concrete walkway undermined from flood and collapsed during cleanup	\$ 5,500.00	Keystone Piggyback contract approved 3-12 and includes 142nd repair
Public Works	148th Access - Concrete walkway undermined from flood and collapsed during cleanup	\$ 23,000.00	Waiting on Proposal
Public Works	149th Access - Concrete walkway damaged from flood	\$6,000	Waiting for additional quotes
Public Works	Beach Accesses - All signs on East and West side missing along with post U Channel Post	\$5K	Waiting for proposal from Osburn Signs
Public Works	Archibald Park - Asphalt damaged		Piggyback contract approved 3-12-25 and repairs started 3-18-25
Public Works	Archibald Park - Concrete curb and sidewalk damaged		Piggyback contract approved 3-12-25 and repairs started 3-18-25
Public Works	Archibald Park - Sit wall missing top caps and severely damaged	\$19,235	Repairs completed by Mend It asphalt
Public Works	Archibald Park - Shower pads and railing damaged		Piggyback contract approved 3-12-25 and repairs started 3-18-25
Public Works	Archibald Park - Electric to all light post flooded	\$42,700	Electric Repairs underway set to be completed by 4-1-25
Public Works	Archibald Park - Handrail damaged on N driveover	\$5K	Proposal approved and set to be completed by 4-1-25
Public Works	Archibald Park - Landscaping severely damaged	\$20K - \$25K	Waiting for parking lot repairs to be completed and prepare a plan
Public Works	Archibald Park - Exit Pillar Damaged	\$ 800.00	Repairs completed waiting for paint
Public Works	Archibald Park - Parking Stops missing		Keystone Piggyback contract approved 3-12 and includes 142nd repair

DAMAGE ASSESSMENT – LAND & INFRASTRUCTURE, CONTINUED

Responsible Department	Description of Damage	Estimated Cost to Repair or Replace	Current Status of Repair or Replacement
Public Works	154th Access - Concrete walkway damaged from flood		Temporary power removed, West side lost 15 plus or minor feet of concrete
Public Works	154th Access - All signs missing	\$200	Collecting inventory for sign order
Public Works	Patriot Park - All Electrical Damaged due to flooding. New conduit and panels needed	\$ 6,100.00	Electrical repair for building and park Completed
Public Works	Patriot Park - Seawall Bollard Lights damaged due to flooding	\$10K - \$50K	Electrician looking for alternative. Electric or solar
Public Works	Patriot Park - Landscaping Damaged from flooding (Heros garden & Oak trees)	\$5K - \$10K	Compiling a citywide list for plant order
Public Works	133rd & Boca Ciega Ave - Seawall Cap is cracked	\$5K	Waiting for contractor quote
Public Works	133rd & Boca Ciega Ave - Bollards and Paver damage	\$350	Pavers repaired
Public Works	131st & Boca Ciega Dr. Street End- Seawall Cap damaged by neighbors dock	\$2,500	Waiting for contractor to inspect
Public Works	Gulf Blvd Medians - 11 planted medians plants damaged by flooding along with Ground cover of shell	\$10k-30K	Compiling a citywide list for plant order
Public Works	Gulf Blvd Medians- 11 medians electrical panels and wiring damaged	\$5K - \$15K	Waiting for full assessment from USA Voltage
Public Works	Madeira Way Light pole repair	\$ 772.99	lights flooded and needed new wiring COMPLETED

DAMAGE ASSESSMENT – LAND & INFRASTRUCTURE, CONTINUED

Responsible Department	Description of Damage	Estimated Cost to Repair or Replace	Current Status of Repair or Replacement
Recreation	ROC Park Curbing		Quoted - Waiting for other contractors to complete work to avoid further damage.
Recreation	Softball Field Netting	\$ 47,000.00	In Process of being repaired.
Recreation	Recreation Center Gutters		Contacted - Waiting on date for Service
Recreation	ROC Park Water Fall - All electrical equipment		Pumps ordered and/or being rehabbed.
Recreation	ROC Park Splash Pad - All Electrical Equipment		Pumps ordered and/or being rehabbed.
Recreation	Floating Dock		Repairs
Recreation	Observation Pier - Hit by Boat		Boat finally removed. Waiting on Repair Quotes
Recreation	Athletic Fields Internet infrastrucutor and Service	\$ -	Completed
Recreation	Pressure Wash All Areas of ROC Park Touched by Flood Waters		50% Complete
Recreation	Pressure Wash All Areas of Athletic Complex Common Area		Waiting for other contractors to complete work to avoid further need.
Recreation	ROC Park Trees - Dead due to Storm	\$ 16,726.00	Completed
Recreation	Irrigation System		In Process of being repaired.
Recreation	Electric Throughout ROC Park		Repaired
Recreation	Shade Structures in Athletic Field Area	\$ 10,605.00	In Process of being repaired.
Recreation	Temporary Fence on Field 3	\$ 16,137.15	Complete
Recreation	Various Fence Repairs throughout the Complex		Waiting for other contractors to complete work to avoid further need

DAMAGE ASSESSMENT – FACILITIES

Responsible Department	Description of Damage	Estimated Cost to Repair or Replace	Current Status of Repair or Replacement
Building & Comm. Dev.	1st Floor of City Hall Flood Damage	\$ 250,000.00	Repair in process
Building & Comm. Dev.	ServPro has removed all damage from 1st floor	\$ 135,452.64	
Building & Comm. Dev.	Building & Comm. Dev. contents	\$ 55,000.00	
Marina	Sofit and fascia damaged dry wall and ceiling tiles	\$ 10,226.93	Replaced
Recreation	ServPro cost to remove flooded area in Rec. Center	\$ 75,668.99	
Recreation	Rec. Center building contents	\$ 21,086.00	
Recreation	Shed at school fields	\$ 3,255.00	
Recreation	Concession stand, including portable fence	\$ 25,880.00	

DAMAGE ASSESSMENT – VEHICLES

Responsible Department	Description of Damage	Estimated Cost to Repair or Replace	Current Status of Repair or Replacement
Parking	2022 Kubota - flood damage #94	\$ 22,534.22	total per city mechanic, needs to be disposed
Parking	2019 Chevy Equinox - flood damage #96	\$ 22,823.00	totalled and disposed
Stormwater	2019 Elgin Street Sweeper #77	\$ 295,000.00	totalled and needs to be disposed
Public Works Admin	2003/04 Ford F550 Dump Truck #Old 19	\$ -	on surplus lot

DAMAGE ASSESSMENT – EQUIPMENT

Responsible Department	Description of Damage	Estimated Cost to Repair or Replace	Current Status of Repair or Replacement
Public Works Admin	K & K Message Board #T-12	\$ 12,136.00	
Public Works Admin	New Kohler Generator at 141st Stormwater Station	\$ 75,000.00	
Public Works Admin	Old Generator at 141st Storm Station	\$ 30,000.00	
Public Works Admin	Bathroom Trailer at Kitty Stuart Park	\$ 56,900.00	totalled needs to be replaced, new one purchased
Archibald	2023 Triple Crown Utility Trailer T-16	\$ 3,066.59	
Public Works Admin	1990 Trailer mounted generator #08	\$ 18,956.00	likely cost to replace \$30,000
Recreation	2020 Big Tex Trailer #T-1	\$ 3,500.00	
Recreation	John Deere Gator	\$ 5,000.00	Needs to be taken to John Deere for Quote
Recreation	John Deere 3 Wheel Sand Rake; Water Damage from Rain	\$ 2,484.74	Completed
Recreation	Kohler Command Mower	\$ 15,000.00	Has not begun due to the School Field being used for school activities.
Recreation	Pallet of Rye Grass for Ball Fields	\$ 3,850.00	Completed
Recreation	Athletic Field Equipment Damaged by Flooding	\$ 3,744.88	Completed
Marina	2 Fuel Pumps - PMC	\$ 31,648.66	Quote received
Marina	Control Box for Fuel pumps	\$ 1,385.00	Purchased
Marina	2 Koolair Ice Machines	\$ 12,037.52	Replaced
Marina	Marine Sani pump-out motor & Control Box submerged under water	\$ 4,143.20	Replaced
Marina	Front Security Gate - Viking electrical short from water damage	\$ 7,633.88	Replaced
Marina	Security Camera Control Box X4 corroded from salt water and mud	\$ 2,120.50	Replaced Waiting on Invoice
Marina	Boat Lift Control Box X8 - TEC II mud, silt and moisture damage	\$ 8,000.00	Quote Recived
Marina	Main Breaker Panels for Docks - Eaton Breakers	\$ 14,053.00	Repaired
Marina	Dock Power Pedestals-Eaton submerged in water	\$ 64,862.00	Pedestal Only, Labor not included
Marina	25 dock boxes ripped off their anchors and floated away	\$ 10,998.75	Waiting to Purchase
Marina	Dock boards, pilings and finger piers damaged due to wind and waves		Replaced Waiting on Invoice
Marina	Gondola Displays 5 units received water damage and swelling	\$ 2,325.00	Waiting to Purchase
Marina	120 feet of Vinyl Fence blown apart by Milton	\$ 6,360.00	Waiting for Quote
Marina	Aluminum Awning blown away	\$ 1,058.97	Replaced
Marina	Marina Sign wind damage	\$ 7,000.00	Quote Received
Marina	10x10 shed	\$ 3,995.00	
Building & Comm. Dev.	2 Konica copiers	\$ 3,361.00	
Stormwater	Transformer at 141st Stormwater Station	\$ 9,950.00	Completed
Stormwater	Flygt Control Panel at 141st Stormwater Station	\$ 2,190.00	Relay replaced at station (Euautomation)
Stormwater	Flygt Model submersible pump for 141st Stormwater Station	\$ 41,481.90	PO issued and waiting for pump to arrive