

Sanitation Fund Insource Versus Outsource Cost Analysis – Refuse Collection

	2023 (Preliminary In- House)	Adjustments	2023 (Preliminary - Outsourced Service)
Operating revenues			
Charges for services	\$ 2,055,705		\$ 2,055,705
Other revenues	38,004		38,004
Total operating revenues	<u>2,093,709</u>	<u>-</u>	<u>2,093,709</u>
Operating Expenses			
Personal services	582,746	(517,746)	65,000
Operating expenses	1,044,430		1,044,430
Increase: Contracted Service		1,191,647	1,191,647
Decrease: Internal Cost Reduction		(674,413)	(674,413)
Depreciation	195,000	(150,000)	45,000
Total operating expenses	<u>1,822,176</u>	<u>(150,512)</u>	<u>1,671,664</u>
Operating income (loss)	<u>271,533</u>		<u>422,045</u>
Nonoperating revenues (expenses)			
Interest earnings	49,171		49,171
Intergovernmental grants	2,829		2,829
Other nonoperating revenues	11,138		11,138
Interest expense	-		-
Total nonoperating revenues (expenses)	<u>63,138</u>	<u>-</u>	<u>63,138</u>
Income (loss) before transfers	<u>334,671</u>	<u>-</u>	<u>485,183</u>
Transfers out	(81,774)		(81,774)
Change in net position	<u>252,897</u>	<u>-</u>	<u>403,409</u>
Difference:			150,512

Fund	Department	Account	Account Description	FY2023	%	FY2023
				Balance	Reduction	Adjusted Balance
Sanitation Fund	Sanitation	402.7000.534005	Curbside Recycling	257,903.30		257,903.30
Sanitation Fund	Sanitation	402.7000.534008	Recycling Material Disposal	11,675.94		11,675.94
Sanitation Fund	Sanitation	402.7000.534010	Temporary Services	54,323.22	100%	-
Sanitation Fund	Sanitation	402.7000.534013	Waste Disposal	318,530.45	95%	15,926.52
Sanitation Fund	Sanitation	402.7000.540000	Travel & Training	111.75		111.75
Sanitation Fund	Sanitation	402.7000.541000	Cellular Telephone	1,943.57	50%	971.79
Sanitation Fund	Sanitation	402.7000.542001	Postage - Utility Bills	9,969.97		9,969.97
Sanitation Fund	Sanitation	402.7000.544000	Rentals & Leases	37,065.61	80%	7,413.12
Sanitation Fund	Sanitation	402.7000.545000	General Insurance	11,188.02		11,188.02
Sanitation Fund	Sanitation	402.7000.546001	Maintenance Auto Equipment	52,175.67	90%	5,217.57
Sanitation Fund	Sanitation	402.7000.546002	Maint Other Equipment	4,535.92	90%	453.59
Sanitation Fund	Sanitation	402.7000.546013	Maintenance Tires	20,099.60	90%	2,009.96
Sanitation Fund	Sanitation	402.7000.549001	Bank Service Charges	35.51		35.51
Sanitation Fund	Sanitation	402.7000.549008	Bad Debt Expense	(13,142.49)		(13,142.49)
Sanitation Fund	Sanitation	402.7000.552000	Departmental Supplies	208,067.39	75%	52,016.85
Sanitation Fund	Sanitation	402.7000.552003	Tools	3,150.06	50%	1,575.03
Sanitation Fund	Sanitation	402.7000.552004	Uniforms	2,636.93	90%	263.69
Sanitation Fund	Sanitation	402.7000.552005	Gasoline & Oil	64,147.33	90%	6,414.73
Sanitation Fund	Sanitation	402.7000.554000	Dues & Subscriptions	12.00		12.00
Total:				1,044,429.75		370,016.85
Reduction:				674,412.90		

City of Belleair Beach Bid Amount	\$ 359,937.36
# of Residential & Condominium Cans	824
# of Condominium Dumpsters	5
Estimated Cost Per Unit	\$ 416.59
(Assumes 8:1 cost ratio on dumpster - can)	
City of Madeira Beach Initial Estimated Amount	\$ 1,254,365.04
# of Residential & Commercial Cans	1,811
# of Condominium/Commercial Dumpsters	150
Less: Volume Discount	5%
Revised Estimated Cost of Contracted Services	\$ 1,191,646.78

Tabulation Sheet

Agency Name City of Belleair Beach





Bid Number RFP-RFP 2023-01-0-2023/KR

Bid Name Residential Single Family & Multi-Family Residential Solid Waste and Recycling Collection Services

Bid Due Date 08/25/2023 13:00:00 Eastern

Bid Opening Closed

3 responses found.

 online,
  offline,
  not submitting,
  not received

Company	Responded	Address	Bid Amount	Alt Bid Amount	Declared Attributes	Documents	Sent
Complete							
1 . Waste Connections	08/24/2023 17:31:44 Eastern	11500 43rd St. N, Clearwater, FL, 33762	\$359397.3600	0.0000		Completed Bid/RFP Proposal	✓
2 . Waste Pro of Florida, Inc	08/25/2023 08:26:00 Eastern	5170 126th Avenue North, Clearwater, FL, 33760	\$393464.0400	0.0000		Completed Bid/RFP Proposal	✓
3 . WM	08/24/2023 15:19:03 Eastern	11051 43rd Street North, Clearwater, FL, 33762	\$445190.0400	0.0000		Completed Bid/RFP Proposal	✓

Statement of Revenues, Expenses, and Change in Net Position - Sanitation Fund

	2023						
	(Preliminary)	2022 (Audited)	2021 (Audited)	2020 (Audited)	2019 (Audited)	2018 (Audited)	2017 (Audited)
Operating revenues							
Charges for services	\$ 2,055,705	\$ 1,854,440	\$ 1,377,876	\$ 1,263,486	\$ 1,291,634	\$ 1,284,459	\$ 1,284,527
Other revenues	38,004	9,097	11,463	474	497	700	725
Total operating revenues	2,093,709	1,863,537	1,389,339	1,263,960	1,292,131	1,285,159	1,285,252
Operating Expenses							
Personal services	582,746	528,431	492,627	433,439	508,668	475,097	462,679
Operating expenses	1,044,430	801,740	769,437	780,943	765,711	681,216	693,018
Depreciation	195,000	182,242	178,847	166,038	102,990	111,057	105,916
Total operating expenses	1,822,176	1,512,413	1,440,911	1,380,420	1,377,369	1,267,370	1,261,613
Operating income (loss)	271,533	351,124	(51,572)	(116,460)	(85,238)	17,789	23,639
Nonoperating revenues (expenses)							
Interest earnings	49,171	25,069	22,365	17,314	20,479	9,026	8,738
Intergovernmental grants	2,829	3,147	2,453	3,186	3,187	3,209	3,237
Other nonoperating revenues	11,138	2,526	41,680	51,697		6,892	20,400
Interest expense	-	(1,833)	(2,170)	(2,793)	(745)		
Total nonoperating revenues (expenses)	63,138	28,909	64,328	69,404	22,921	19,127	32,375
Income (loss) before transfers	334,671	380,033	12,756	(47,056)	(62,317)	36,916	56,014
Transfers out	(81,774)	(48,020)	(40,700)	-	-	-	-
Change in net position	252,897	332,013	(27,944)	(47,056)	(62,317)	36,916	56,014
Net position, beginning of year	1,696,659	1,696,659	1,724,603	1,771,659	1,833,976	1,797,060	1,741,046
Net position, end of year	\$ 1,949,556	\$ 2,028,672	\$ 1,696,659	\$ 1,724,603	\$ 1,771,659	\$ 1,833,976	\$ 1,797,060