

# Parking Current & Future Projects

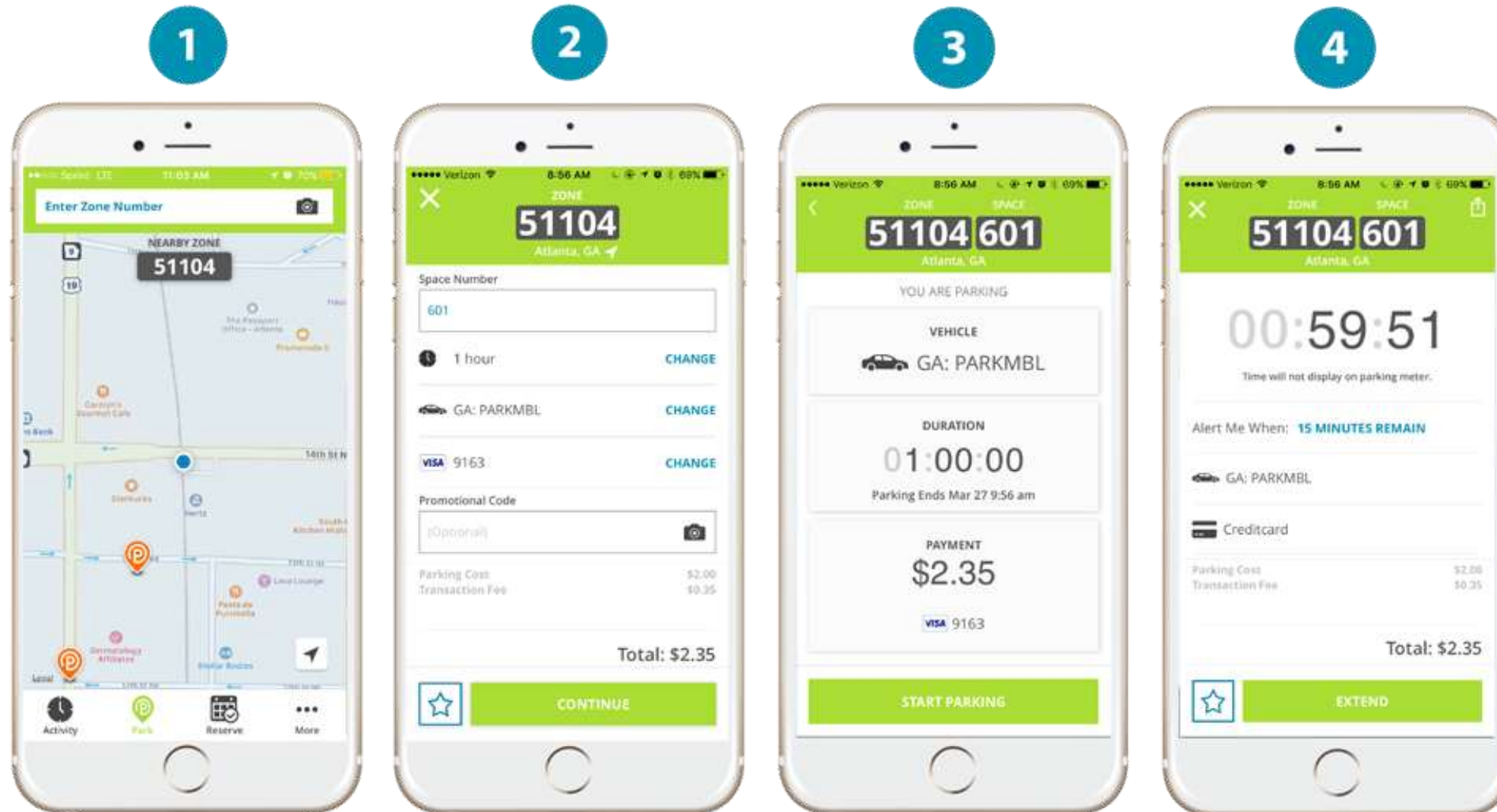






# How To Pay with Parkmobile

## It All Starts with ParkMobile



Once registered, enter in Zone# located on stickers & signs on the meters or choose from nearby zones shown

Choose your parking duration (varies by location)

Confirm your information, including Location, License Plate, time, & cost

A ticker will show up counting down your time remaining, & in some locations, you may extend your session remotely

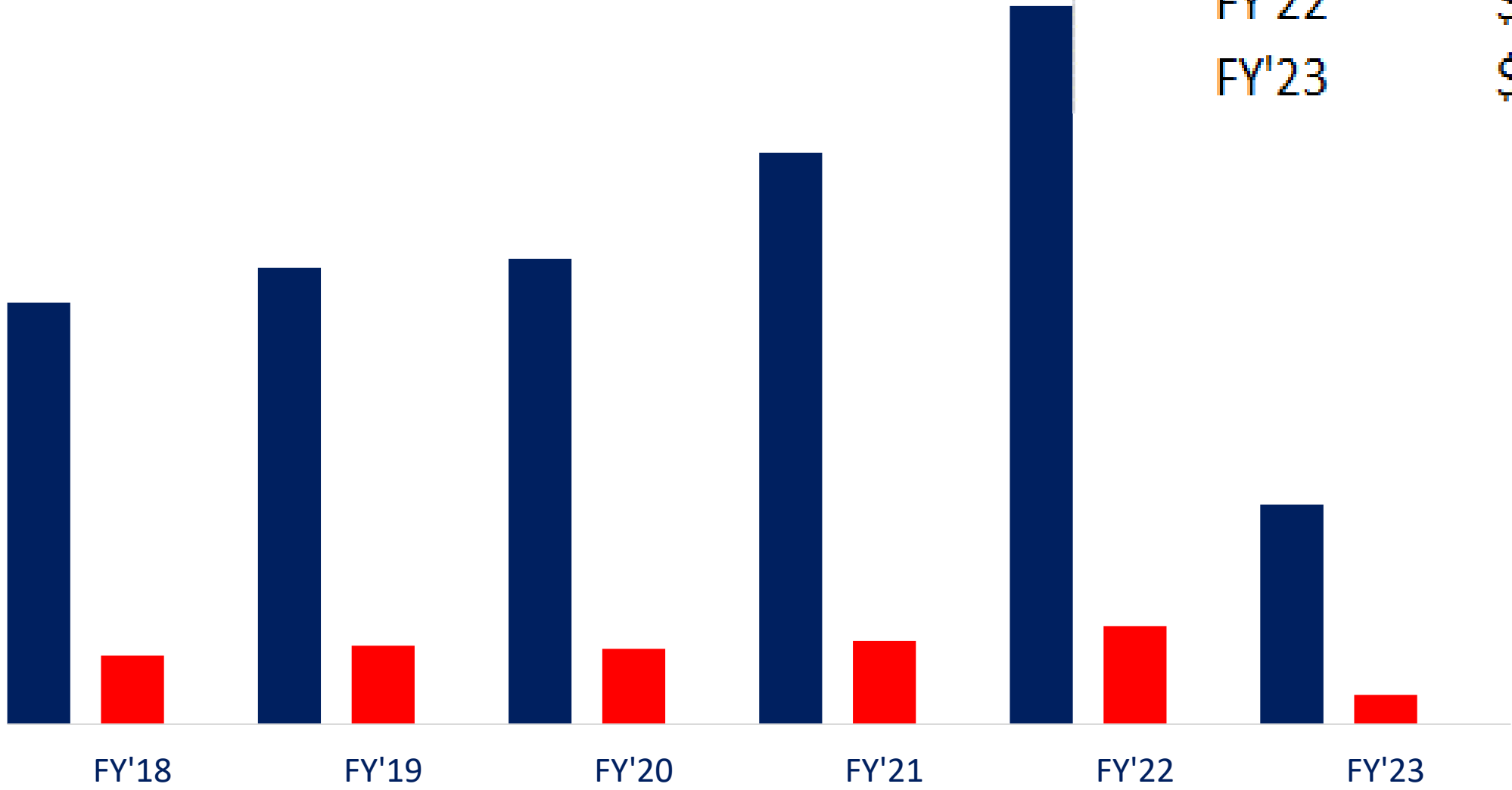
### Notes on Park Mobile:

- Started-2019
- ParkMobile's website, their app is available in over 450 cities across the United States, including major metropolitan areas such as New York City, Los Angeles, Chicago, and Atlanta.
- Japa can be fully integrated in ParkMobile



# REVENUE & EXPENSE

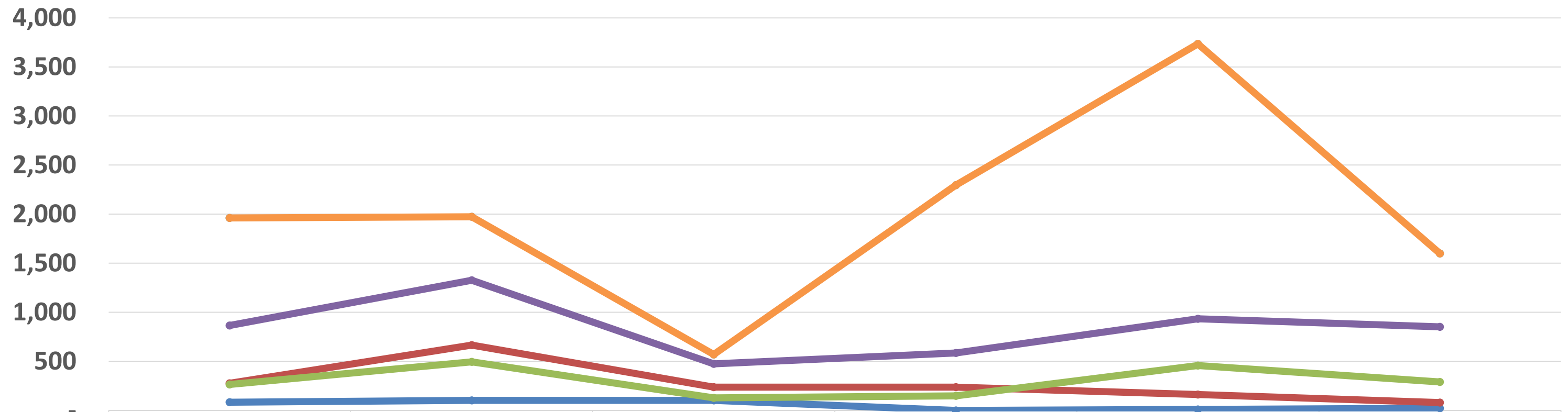
Year	Revenues		Expenses		Cost of Revenue
FY'18	\$	2,073,573	\$	337,615	16.28%
FY'19	\$	2,244,975	\$	385,397	17.17%
FY'20	\$	2,288,946	\$	370,391	16.18%
FY'21	\$	2,811,724	\$	409,434	14.56%
FY'22	\$	3,533,082	\$	481,838	13.64%
FY'23	\$	1,080,786	\$	144,596	13.38%





# ParkMobile Transactions

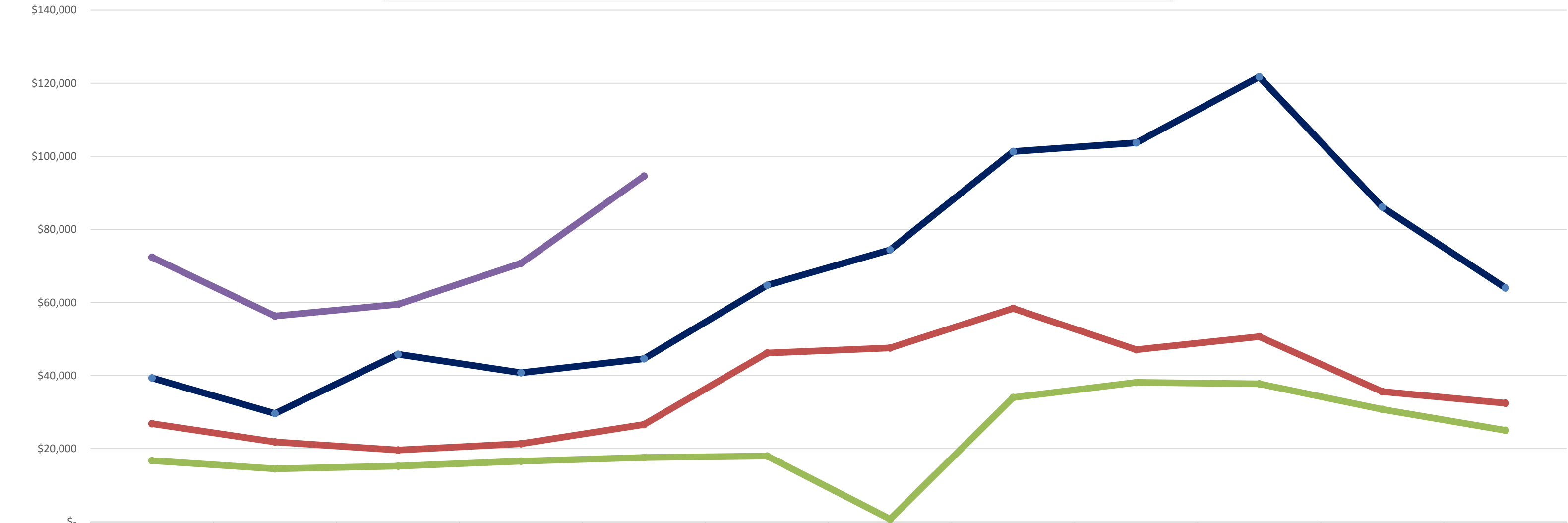
## ParkMobile Transactions



Archibald	865	1,326	474	585	933	851
Kitty Stuart	84	102	102	-	10	22
136th - 131st	276	665	236	237	162	80
130th	264	495	128	148	457	290
John's Pass Park	1,961	1,973	570	2,296	3,735	1,600
John's Pass Village	1,961	1,973	570	2,296	3,735	1,600



# Park Mobile App Parking Meter Revenue



	OCT	NOV	DEC	JAN	FEB	MAR	APR	MAY	JUN	JUL	AUG	SEP
2023	\$72,394	\$56,316	\$59,511	\$70,722	\$94,591							
2022	\$39,342	\$29,639	\$45,814	\$40,797	\$44,633	\$64,731	\$74,418	\$101,342	\$103,726	\$121,757	\$86,113	\$63,980
2021	\$26,834	\$21,855	\$19,613	\$21,358	\$26,612	\$46,182	\$47,554	\$58,387	\$47,112	\$50,669	\$35,604	\$32,458
2020	\$16,730	\$14,521	\$15,225	\$16,595	\$17,604	\$17,973	\$742	\$34,012	\$38,148	\$37,747	\$30,770	\$25,020



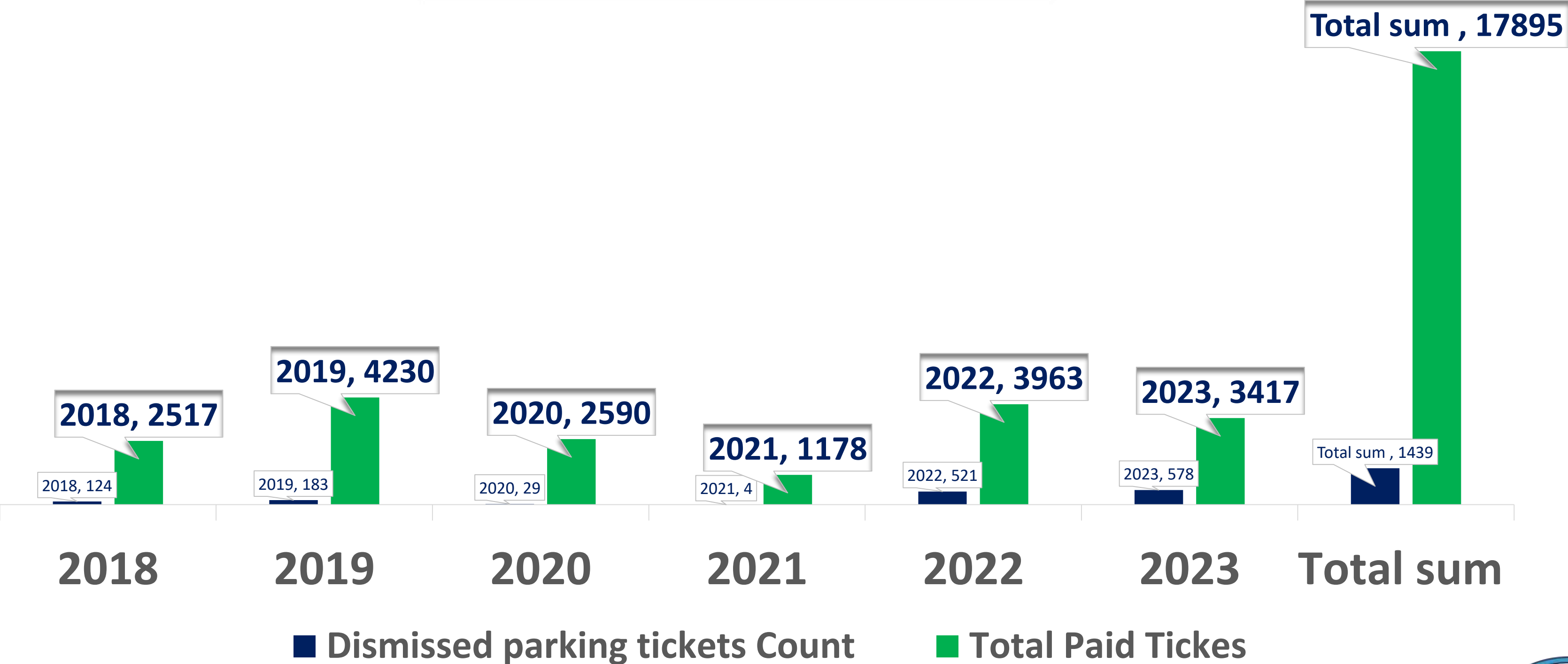
# Citations Revenue

Month	Fiscal Year 2018	Fiscal Year 2019	Fiscal Year 2020	Fiscal Year 2021	Fiscal Year 2022	Five Year Monthly Totals	Fiscal Year 2023
October	\$ 12,585.00	\$ 2,120.00	\$ 8,018.00	\$ 3,515.00	\$ 2,145.00	\$ 28,383.00	\$ 45,415.00
November	\$ 11,543.50	\$ 1,485.00	\$ 5,910.00	\$ 4,795.00	\$ 1,400.00	\$ 25,133.50	\$ 61,253.40
December	\$ 7,225.00	\$ 5,175.00	\$ 4,770.00	\$ 2,720.00	\$ 1,470.00	\$ 21,360.00	\$ 47,895.00
January	\$ 4,580.00	\$ 10,930.00	\$ 4,515.00	\$ 1,520.00	\$ 910.00	\$ 22,455.00	\$ 55,195.00
February	\$ 2,615.00	\$ 12,445.00	\$ 12,655.00	\$ 990.00	\$ 2,450.00	\$ 31,155.00	\$ 50,875.50
March	\$ 4,220.00	\$ 14,360.00	\$ 12,550.00	\$ 3,256.00	\$ 4,510.00	\$ 38,896.00	
April	\$ 6,000.00	\$ 14,210.00	\$ 3,930.00	\$ 4,755.00	\$ 6,340.00	\$ 35,235.00	
May	\$ 6,270.00	\$ 11,816.50	\$ 2,690.00	\$ 4,078.50	\$ 11,097.00	\$ 35,952.00	
June	\$ 5,840.00	\$ 11,215.00	\$ 8,700.00	\$ 3,835.00	\$ 22,684.00	\$ 52,274.00	
July	\$ 9,424.00	\$ 12,440.00	\$ 4,065.00	\$ 2,654.00	\$ 37,514.00	\$ 66,097.00	
August	\$ 7,230.00	\$ 11,463.50	\$ 4,325.00	\$ 2,725.00	\$ 47,270.00	\$ 73,013.50	
September	\$ 5,475.00	\$ 9,060.00	\$ 6,560.00	\$ 1,895.50	\$ 35,634.00	\$ 58,624.50	
Annual Totals	\$ 83,007.50	\$ 116,720.00	\$ 78,688.00	\$ 36,739.00	\$ 173,424.00	\$ 488,578.50	\$ 260,633.90





# Citations Dismissed VS Paid



# CITATION FEES


Hourly Rate	\$3.75 per hour	\$2.75 per hour	\$3.00 per hour
Infraction	St. Pete Beach	Treasure Island	Madeira Beach
Overtime Parking	\$40.00	\$60.00	\$60.00
Double Parking	\$80.00	\$80.00	\$80.00
Parking in a regulated.... permit parking area without a permit	\$90.00	\$90.00	\$90.00
Improper Parking	\$30.00	\$80.00	\$90.00





# RESIDENT PARKING & REVENUE

## RESIDENT ISSUED PARKING PASSES





# BUSINESS PARKING

Cost- \$ 40.00

Location-132<sup>ND</sup>-129<sup>TH</sup>

The monthly business parking pass greatly benefits workers at Madeira Beach by making it much easier for them to park and go to work. With this pass, employees no longer must worry about finding parking spots each day, which saves them time and reduces stress.





# LOOKING INTO THE FUTURE...



## FEATURES

- 2 to 6 Passengers
- 6 Models
- Rated Capacity 800-1,100 lbs
- Dual High/Low Head and Tail Lights
- Pristine White Body Color
- Seat belts

## POPULAR OPTIONS

- Street Legal
- Drop Side Cargo Box
- Rear Facing seat





# JOURNEYMAN

- Compact
- Engineered to easily adapt from job to job, the Journeyman series is ideal for maintenance, higher education, hospitality, construction, or any other space where safe, efficient transportation is both vital and a moving target. The Journeyman's street-legal LSV option makes it the perfect choice for operating on both private areas and public roadways.







## JAPA- Parking Sensor System

- -Wireless detection of parking spot occupancy- Integrated with website and Park Mobile-Two-way installation (surface & Semiunderground)-St. Pete Beach has the infrastructure, possibly to piggyback or go out for RFP
- Almost zero maintenance
- Removable battery- great for hurricane preparedness and replacement.
- Two-way installation (surface & Semiunderground)


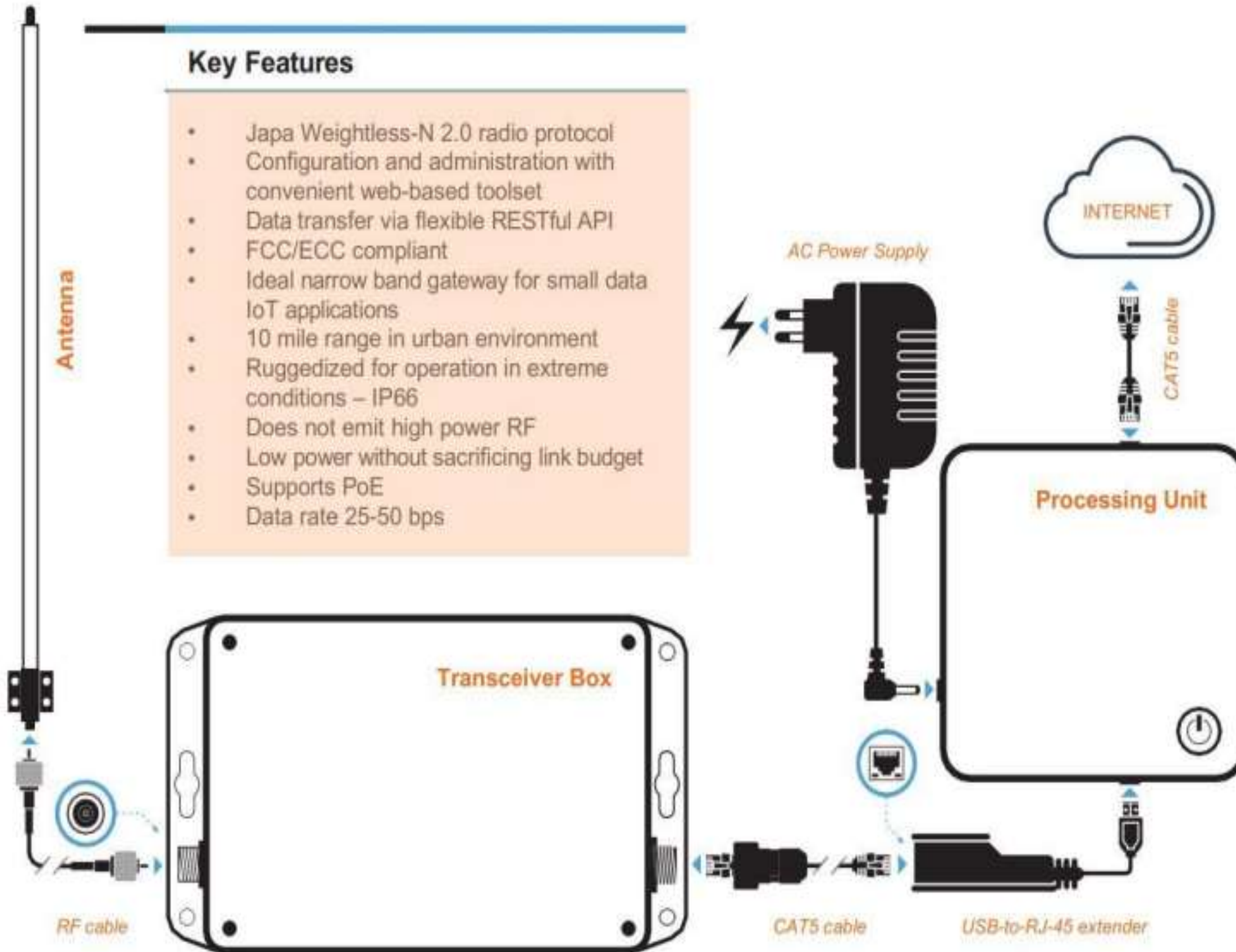




# Base Station - EXAMPLE

## Key Features

- Japa Weightless-N 2.0 radio protocol
- Configuration and administration with convenient web-based toolset
- Data transfer via flexible RESTful API
- FCC/ECC compliant
- Ideal narrow band gateway for small data IoT applications
- 10 mile range in urban environment
- Ruggedized for operation in extreme conditions – IP66
- Does not emit high power RF
- Low power without sacrificing link budget
- Supports PoE
- Data rate 25-50 bps





## PARKING GARAGE PROJECT

\$.50 of every hour  
purchased goes  
toward the  
Parking Garage

MONTH	2022	2023	2024	TOTALS
Oct	-	33,085.26	-	33,085.26
Nov	-	26,826.15	-	26,826.15
Dec	24,476.64	27,153.76	-	51,630.40
Jan	30,337.91	32,123.83	-	62,461.74
Feb	35,171.98	-	-	35,171.98
Mar	50,111.85	-	-	50,111.85
April	47,236.29	-	-	47,236.29
May	46,699.86	-	-	46,699.86
June	46,141.33	-	-	46,141.33
July	53,959.46	-	-	53,959.46
Aug	39,613.94	-	-	39,613.94
Sep	27,021.32	-	-	27,021.32
Annual Totals	\$ 400,770.58	\$ 119,189.00	\$ -	\$ 519,959.58



# Johns' Pass Village Seafood Festival: \$25.00 All Day Parking

2022 Johns' Pass Village Seafood Festival: \$25.00 All Day Parking													
Meter		Spaces		130A		130B		SB1		SB2		SB3	
Revenue	Sold	Date	Revenue	Spaces	Revenue	Spaces	Revenue	Spaces	Revenue	Spaces	Revenue	Spaces	
\$ 3,850.00	154	1/20/2022	\$ 975.00	39	\$ 475.00	19	\$ 750.00	30	\$ 1,000.00	40	\$ 650.00	26	
\$ 6,675.00	267	1/21/2022	\$ 1,775.00	71	\$ 1,300.00	52	\$ 650.00	26	\$ 1,775.00	71	\$ 1,175.00	47	
\$ 6,375.00	255	1/22/2022	\$ 1,775.00	71	\$ 1,075.00	43	\$ 650.00	26	\$ 1,550.00	62	\$ 1,325.00	53	
\$ 4,975.00	199	1/23/2022	\$ 1,500.00	60	\$ 875.00	35	\$ 800.00	32	\$ 1,050.00	42	\$ 750.00	30	
\$ 21,875.00	875		\$ 6,025.00	241	\$ 3,725.00	149	\$ 2,850.00	114	\$ 5,375.00	215	\$ 3,900.00	156	
\$ 5,468.75	218.75		27.54%		17.03%		13.03%		24.57%		17.83%		

2023 Johns' Pass Village Seafood Festival: \$25.00 All Day Parking												
Meter		Spaces	130A		130B		SB1		SB2		SB3	
Revenue	Sold	Date	Revenue	Spaces	Revenue	Spaces	Revenue	Spaces	Revenue	Spaces	Revenue	Spaces
\$ 1,925.00	77	1/13/2023	\$ 1,250.00	50	\$ 675.00	27	\$ -	-	\$ -	-	\$ -	-
\$ 2,375.00	95	1/14/2023	\$ 1,225.00	49	\$ 1,150.00	46	\$ -	-	\$ -	-	\$ -	-
\$ 2,175.00	87	1/15/2023	\$ 1,250.00	50	\$ 925.00	37	\$ -	-	\$ -	-	\$ -	-
\$ 6,475.00	259		\$ 3,725.00	149	\$ 2,750.00	110						
\$ 2,158.33	86.33		57.53%		42.47%							

- \*\*Notes:**
1.

From 2022 to 2023, there was a 70.40% decline in revenues \$15,400 and parking spaces sold 616.
2.

In 2022, 55.43% of the meter revenue came from the South Beach parking lots. Those lots were not available in 2023.

