

Total Number of Incidents

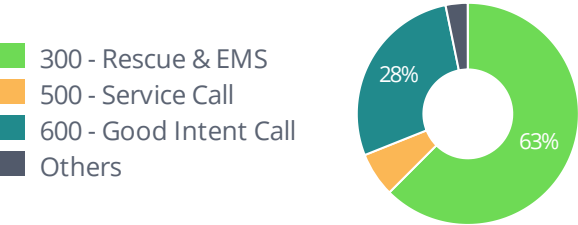


Incident Trend

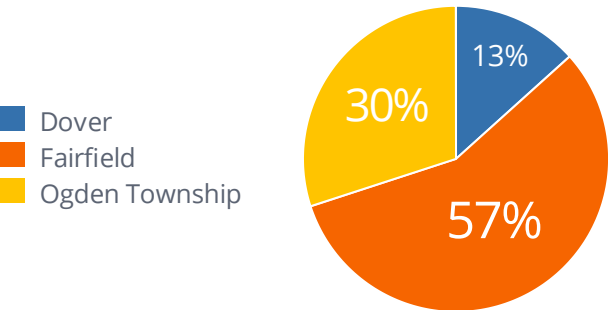


MFD October 2023 Board Report

Percent of Incident Responses by Incident Type



Contract Area Count

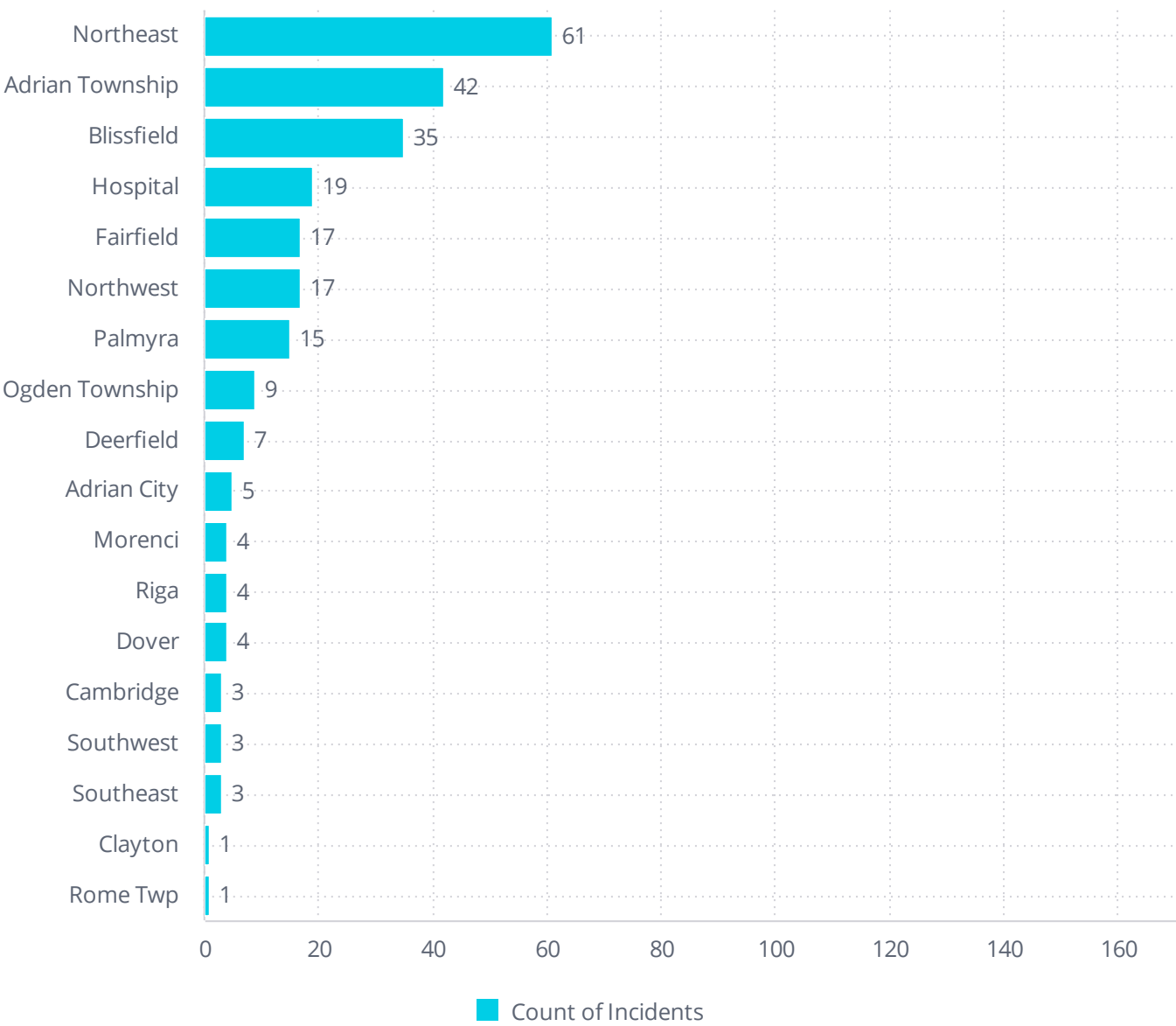


Incident Type

Incident Type	Incident Count
ALS Transfer	12
BLS Transfer	3
Citizen Assist	10
EMS call, excluding vehicle accident with injury	78
Medical Alarm	1
Motor vehicle accident with injuries	2
Motor vehicle/pedestrian accident (MV Ped)	1
Paramedic Assessment- BLS agency	24
Paramedic transport- BLS agency	25

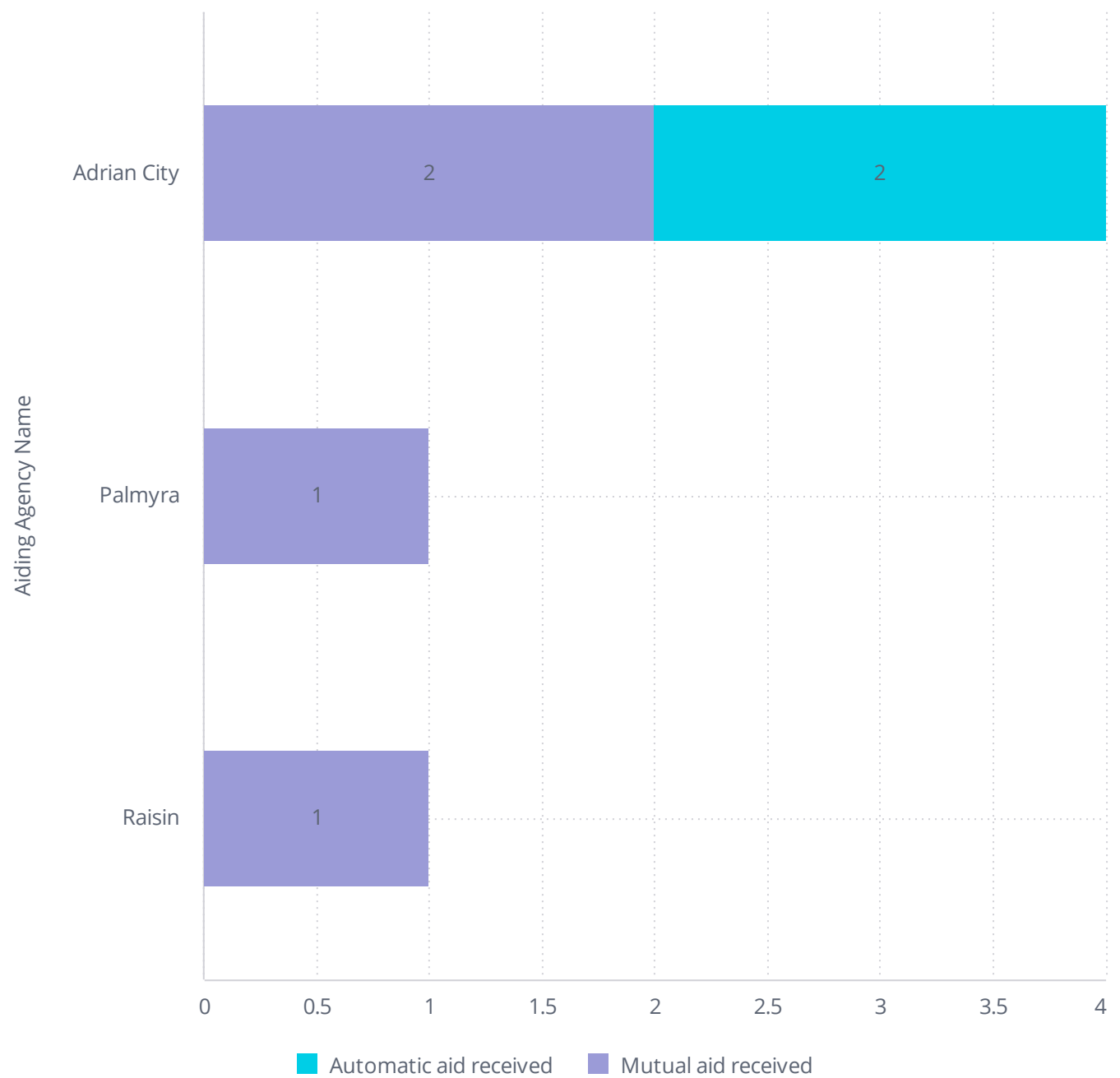
MFD October 2023 Board Report

Count of Incidents by District



MFD October 2023 Board Report

Mutual Aid Recieved

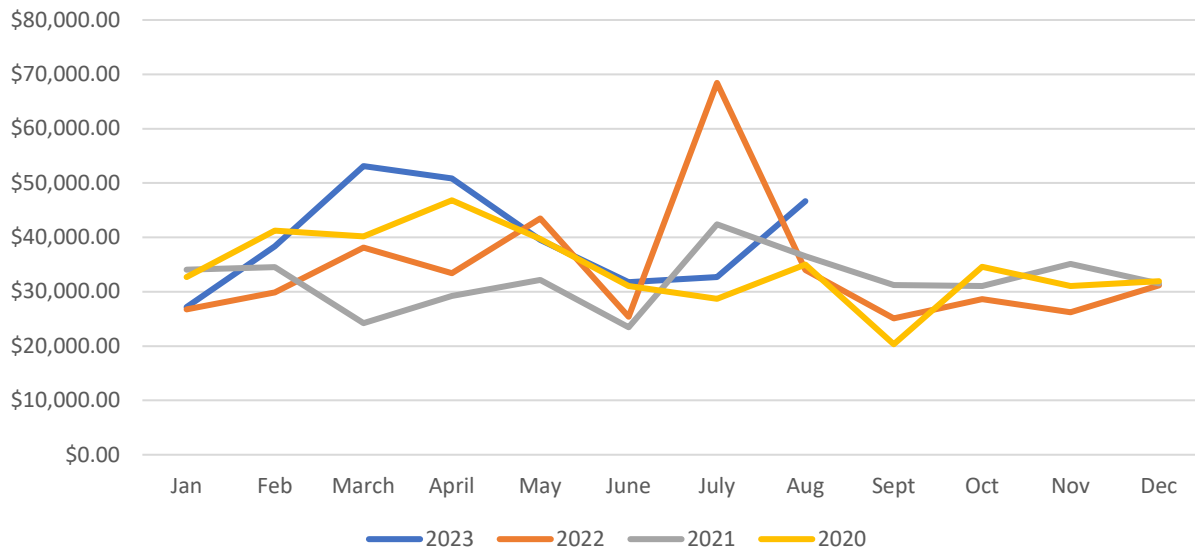


MFD October 2023 Board Report

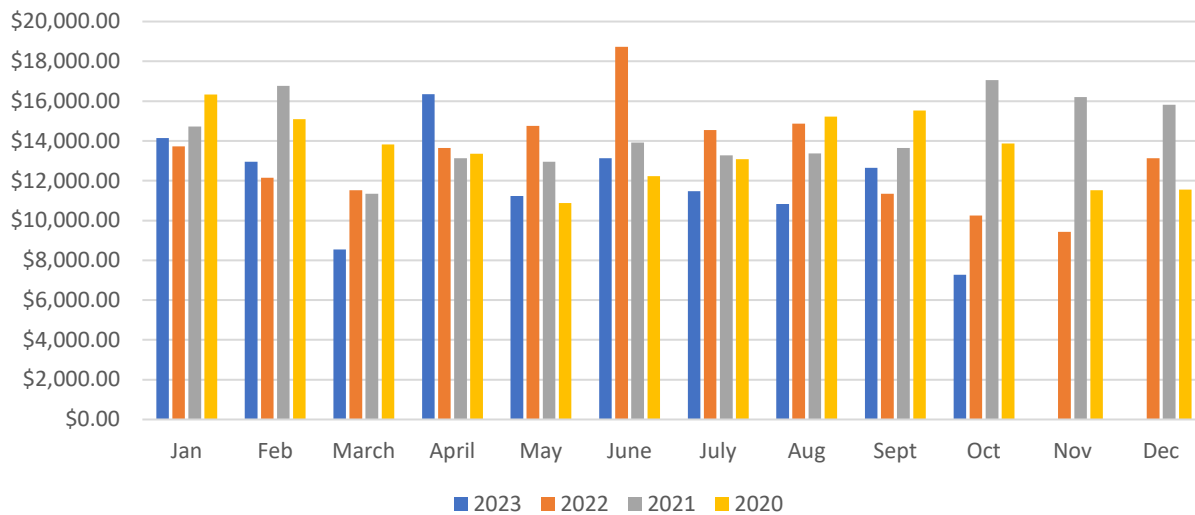
Mutual Aid

Aid Given Or Received	Incident Type	Incident Count
Automatic aid given	Cover assignment, standby, moveup	3
	Dispatched and Cancelled- Mutual Aid Fire	3
	Engine Assist	3
	Motor vehicle accident with injuries	1
	Tanker Assist	1
Automatic aid received	Fire, other	1
	Smoke scare, odor of smoke	1
Mutual aid given	Ambulance Assist	4
	Assist police or other governmental agency	1
	Dispatch and Cancelled- enroute mutal aid EMS	2
	Dispatched and Cancelled- Mutual Aid Fire	1
	Full Assist	1
	Tanker Assist	1
Mutual aid received	Dispatched and Cancelled- Unavailable	2
	EMS call, excluding vehicle accident with injury	2

Collected from Accrued



ALS Billing



<u>Type of Write Off</u>	<u>Amount</u>	<u>Revenue</u>	<u>Month</u>	<u>YTD</u>
Insurance Write-Offs	\$13,478.00	Billed for Ambulance	\$44,002.05	\$547,103.08
Medicaid Write-Offs	\$334.45	Collected from Accrued	\$15,851.82	\$336,016.17
Resident Write-Offs	\$1,869.50	Billed to BLS Agency	\$12,650.00	\$118,575.00
Sent to Collections	\$4,119.70	EMS Training Billed		
TOTAL	\$19,801.65	TOTAL	\$72,503.87	\$1,001,694.25

