

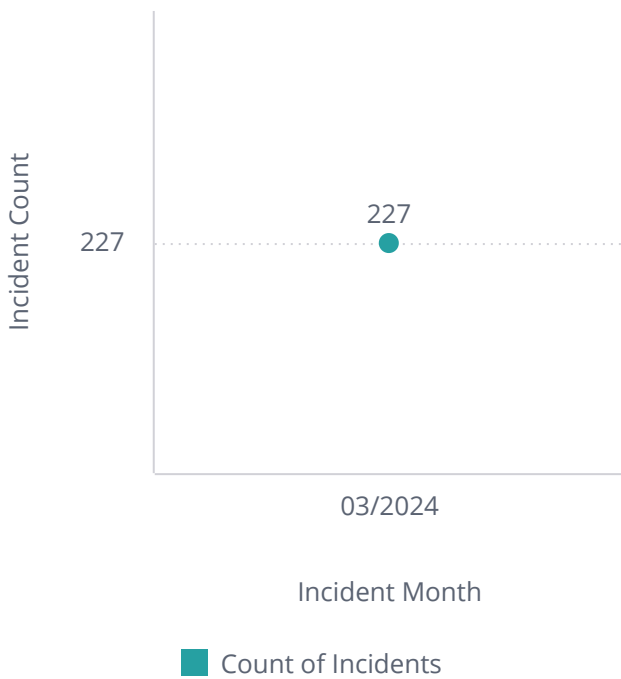
## Total Number of Incidents



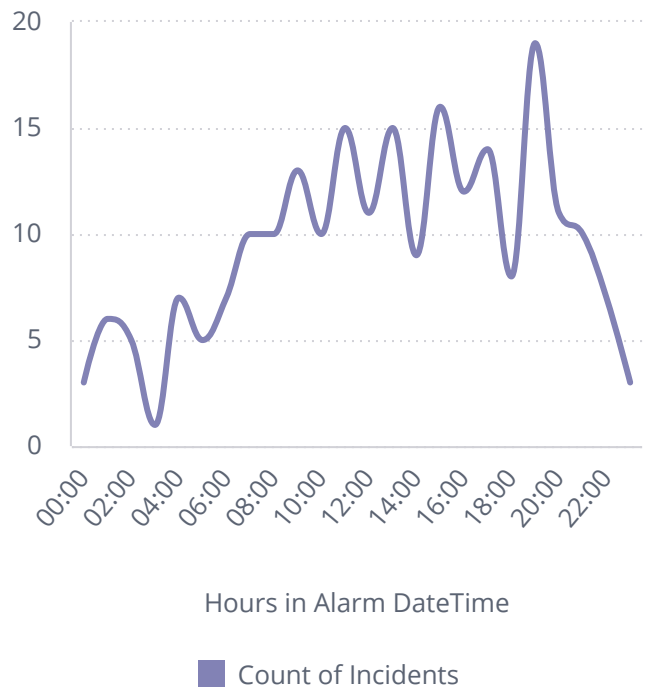
## Average Time on Scene

Average Time On Scene  
**38m:48s**

## Incident Trend



## Time of Incidents

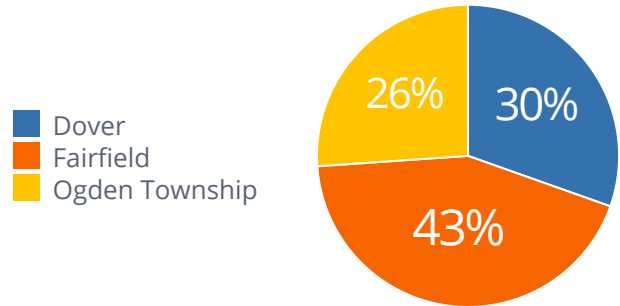


# MFD April 2024 Board Report

Percent of Incident Responses by Incident Type



Contract Area Count



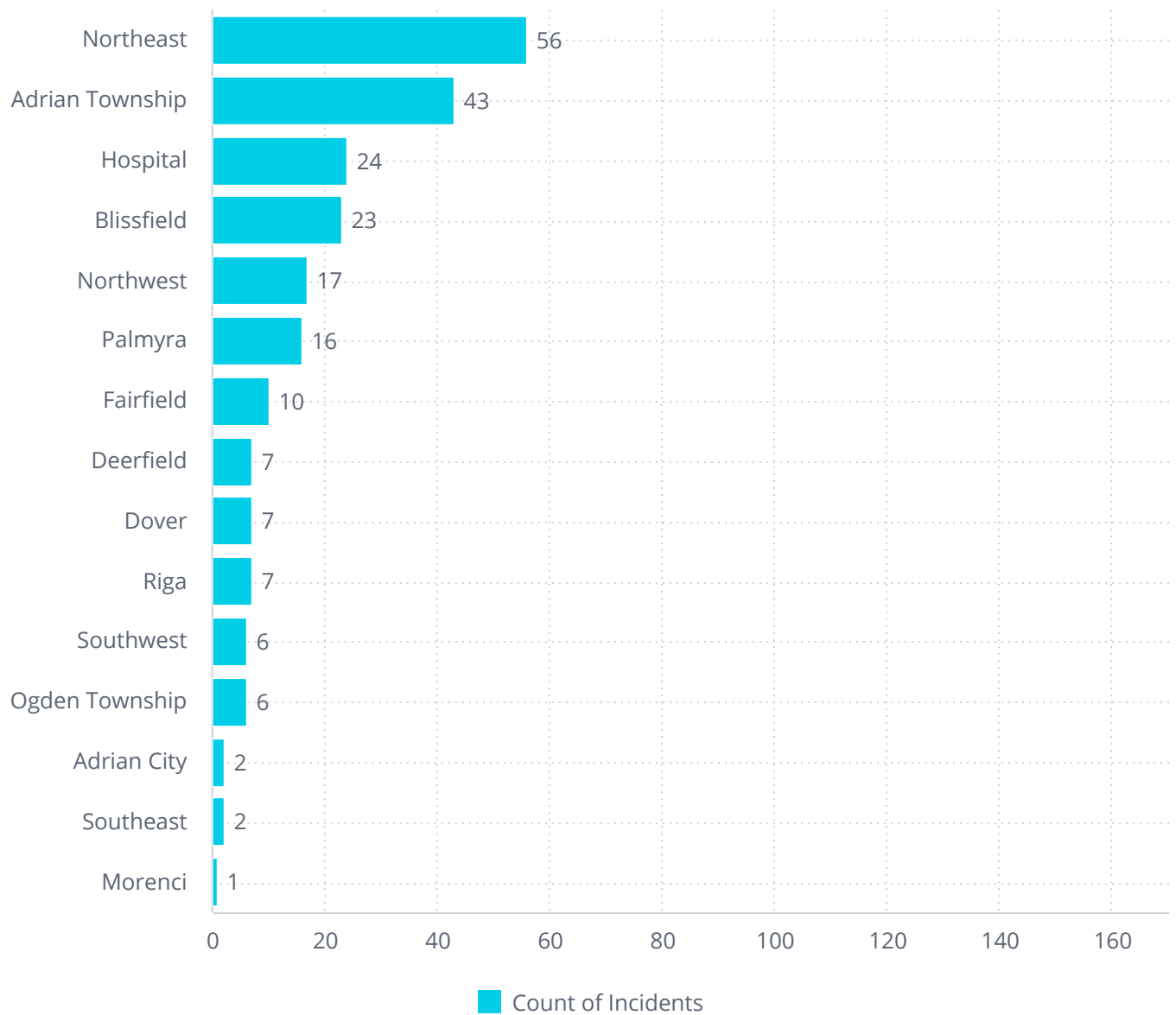
Incident Type

Incident Type	Incident Count
ALS Transfer	1
BLS Transfer	10
Citizen Assist	8
EMS call, excluding vehicle accident with injury	71
Madison transport for BLS agency	4
Motor vehicle accident with injuries	7
Motor vehicle accident with no injuries.	2
Paramedic Assessment- BLS agency	14
Paramedic transport- BLS agency	24

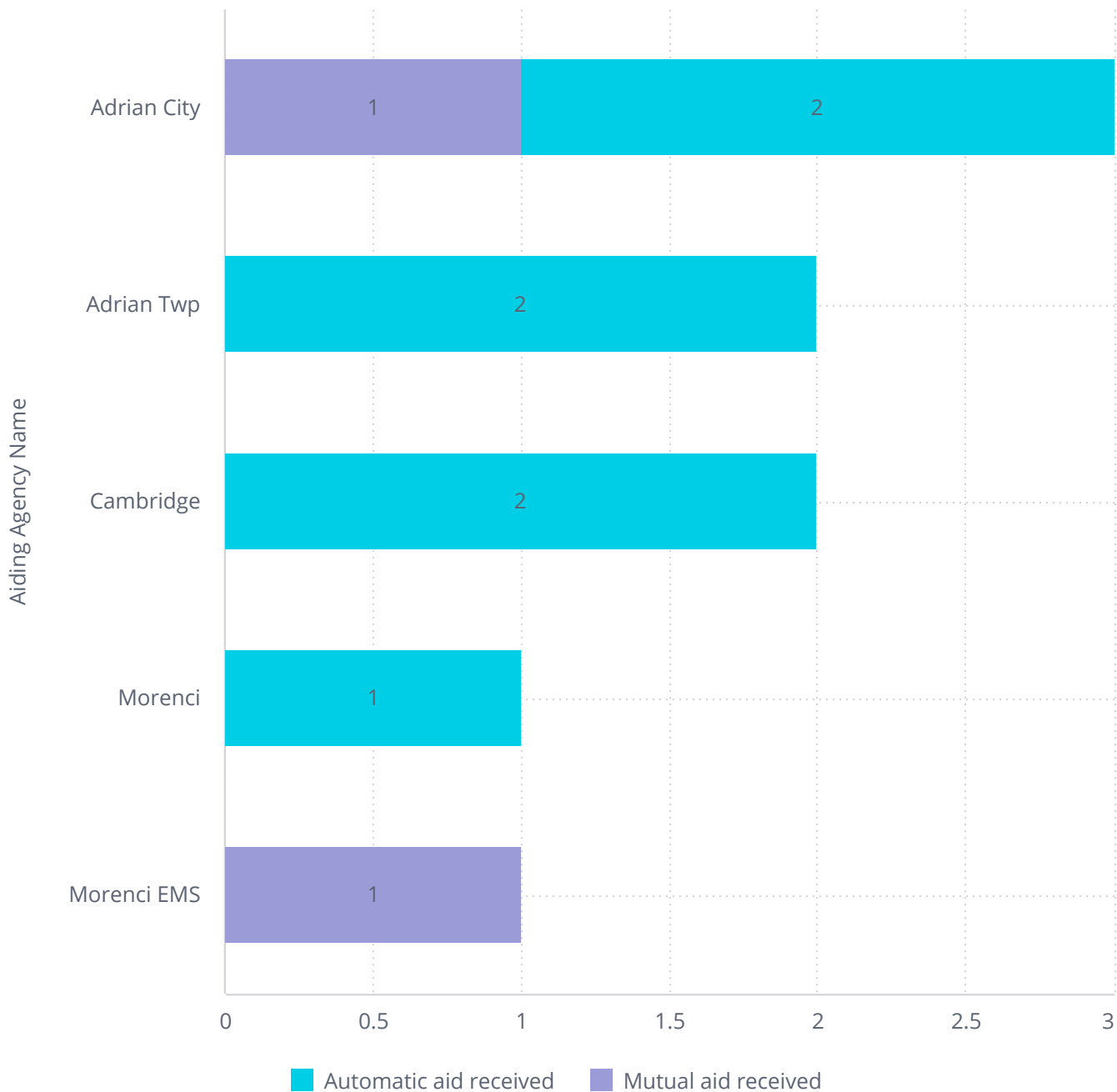
# MFD April 2024 Board Report

---

Count of Incidents by District



## Mutual Aid Received



## MFD April 2024 Board Report

---

### Mutual Aid

Aid Given Or Received	Incident Type	Incident Count
Automatic aid given	Dispatched and Cancelled- Mutual Aid Fire	2
Automatic aid received	Building fire	1
	Smoke detector activation, no fire - unintentional	1
Mutual aid given	Ambulance Assist	1
	Tower Assist	1
Mutual aid received	EMS call, excluding vehicle accident with injury	2

---

### Calls By Unit

Unit Name	Percentage of Calls	AVG Time on Scene
E88	46.51%	34m:13s
M6	45.12%	42m:50s
M4	12.09%	40m:00s
E1	6.05%	40m:34s
Echo 1	3.72%	84m:45s
B8	2.79%	46m:36s
B9	1.86%	18m:45s
E2	1.86%	39m:40s
M7	0.47%	45m:00s
U6	0.47%	58m:00s
T5	0.47%	322m:00s

---