

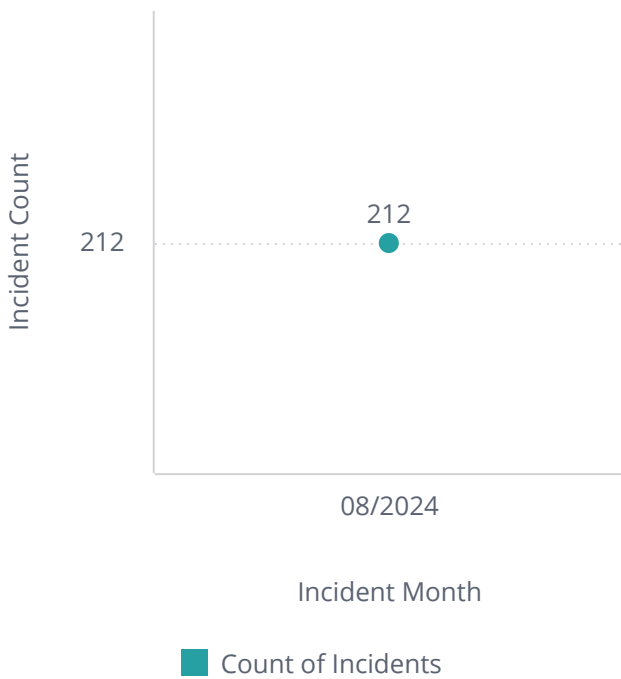
Total Number of Incidents



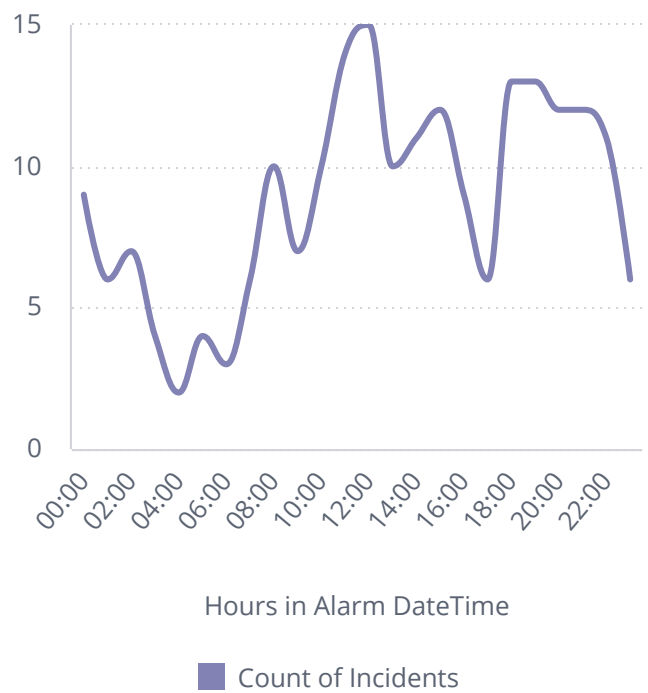
Average Time on Scene

Average Time On Scene
36m:13s

Incident Trend



Time of Incidents

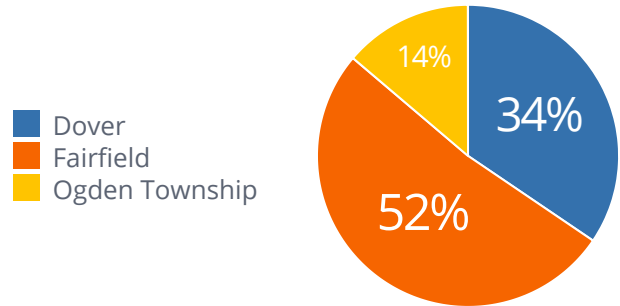


MFD September 2024 Board Report

Percent of Incident Responses by Incident Type



Contract Area Count

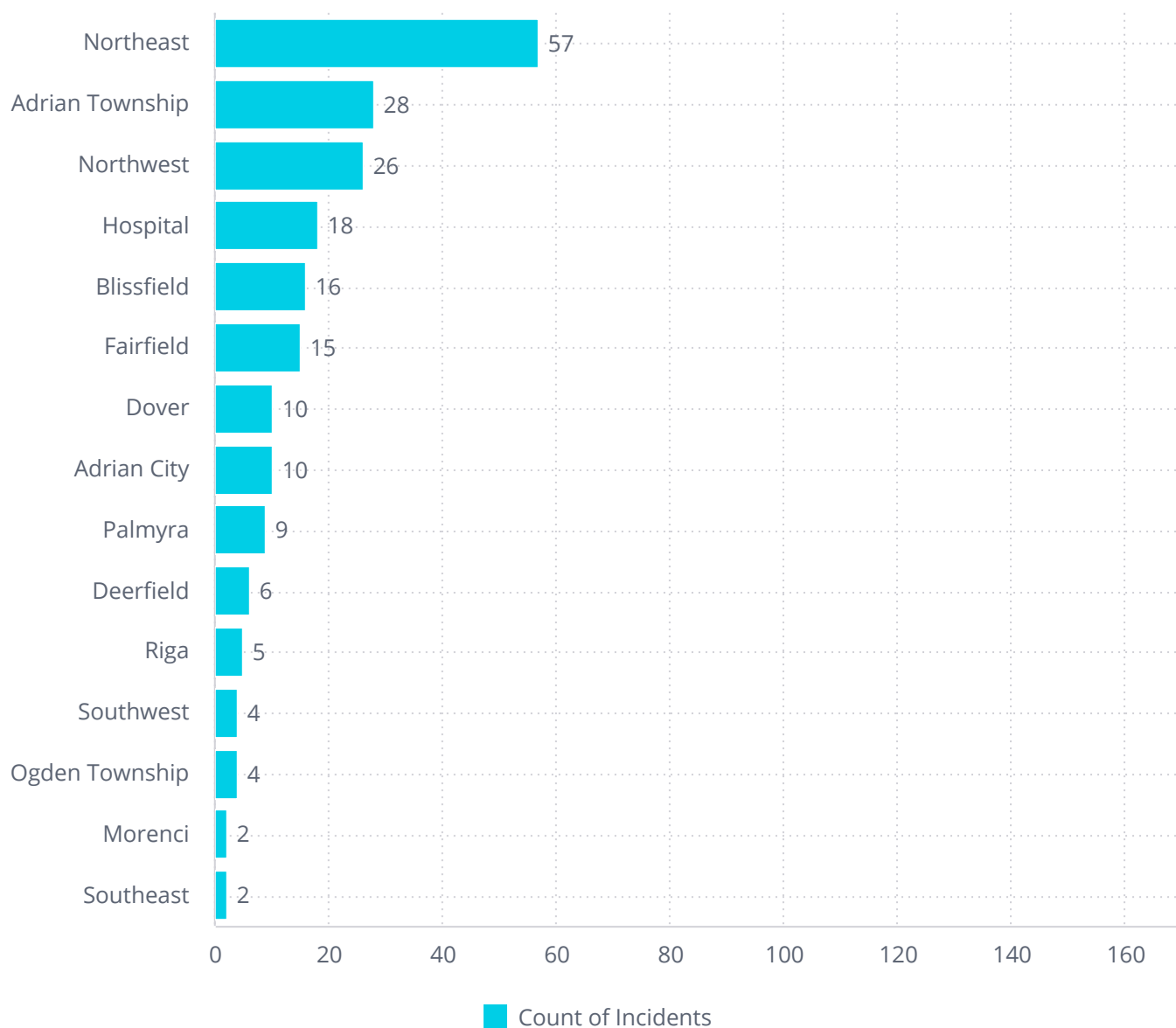


Incident Type

Incident Type	Incident Count
ALS Transfer	2
BLS Transfer	5
Citizen Assist	5
EMS call, excluding vehicle accident with injury	82
Medical Alarm	3
Motor vehicle accident with injuries	4
Motor vehicle accident with no injuries.	1
Paramedic Assessment- BLS agency	18
Paramedic transport- BLS agency	18

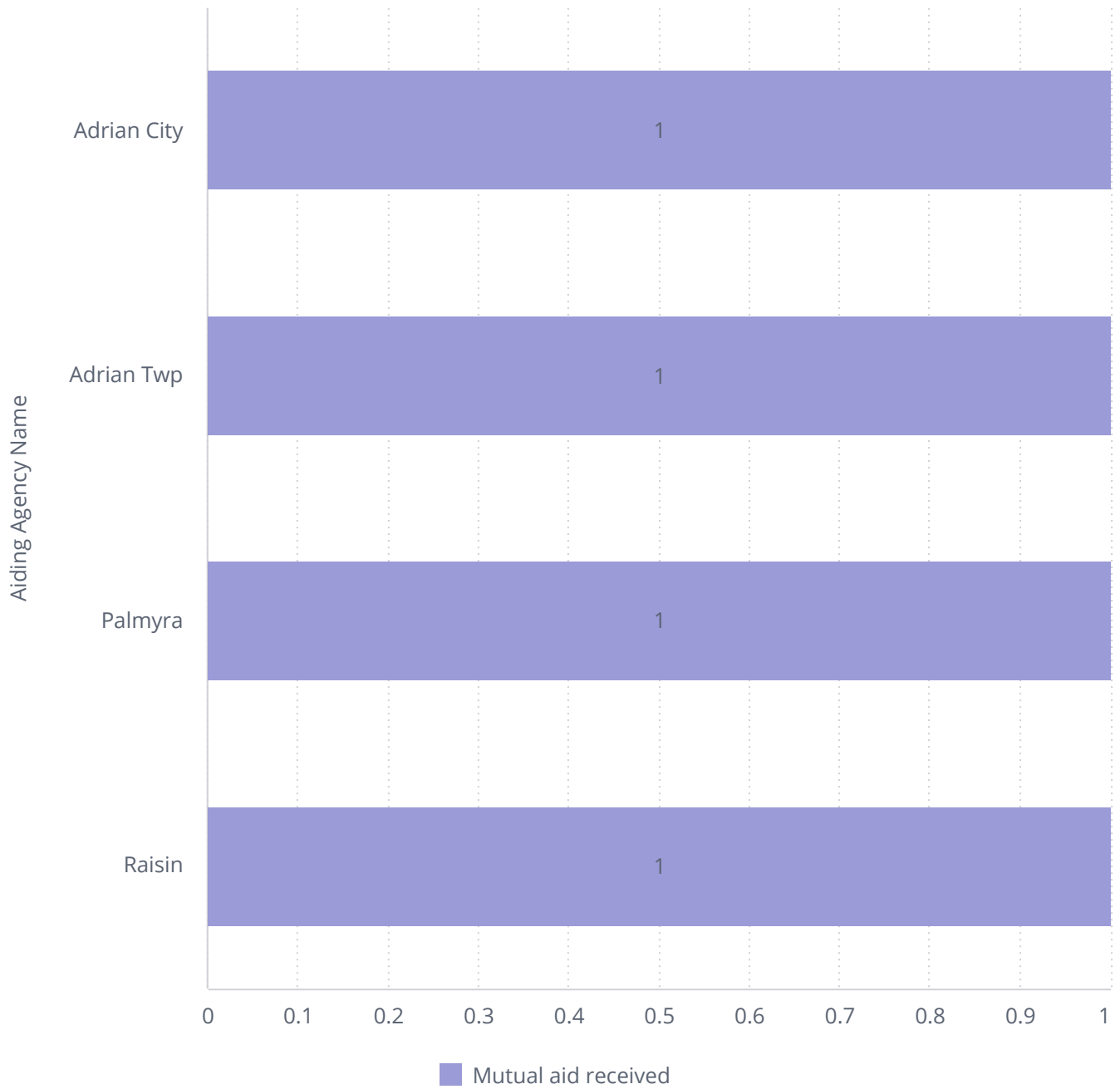
MFD September 2024 Board Report

Count of Incidents by District



MFD September 2024 Board Report

Mutual Aid Recieved



MFD September 2024 Board Report

Mutual Aid

Aid Given Or Received	Incident Type	Incident Count
Automatic aid given	Cover assignment, standby, moveup	1
	Dispatched and Cancelled- Mutual Aid Fire	2
	Engine Assist	4
	Full Assist	1
Mutual aid given	Ambulance Assist	1
	Dispatch and Cancelled- enroute mutal aid EMS	1
	Hazmat	1
Mutual aid received	Passenger vehicle fire	1

Calls By Unit

Unit Name	Percentage of Calls	AVG Time on Scene
M6	51.01%	36m:03s
E88	39.90%	36m:26s
E3	7.58%	16m:00s
M4	6.57%	38m:23s
M7	4.04%	56m:09s
Echo 1	3.54%	21m:50s
B9	2.02%	11m:30s
E1	1.52%	19m:20s
U6	1.01%	50m:30s
E2	1.01%	06m:30s
