

MFD November 2024 Board Report

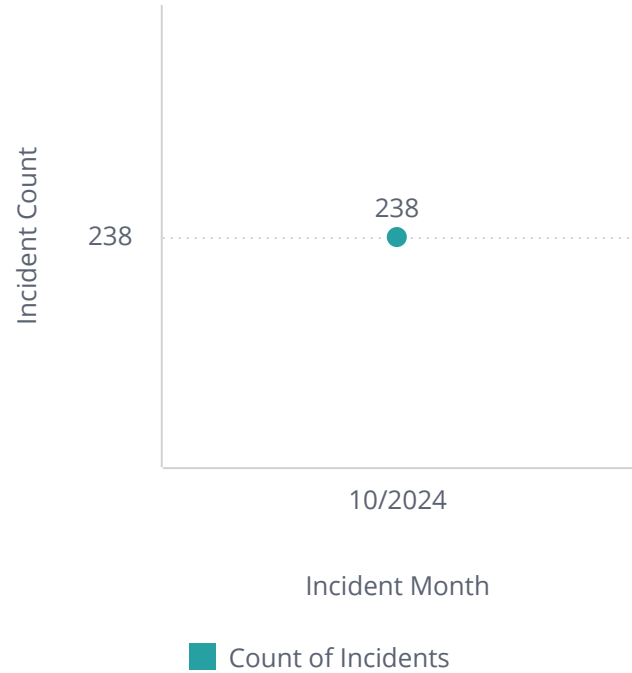
Total Number of Incidents



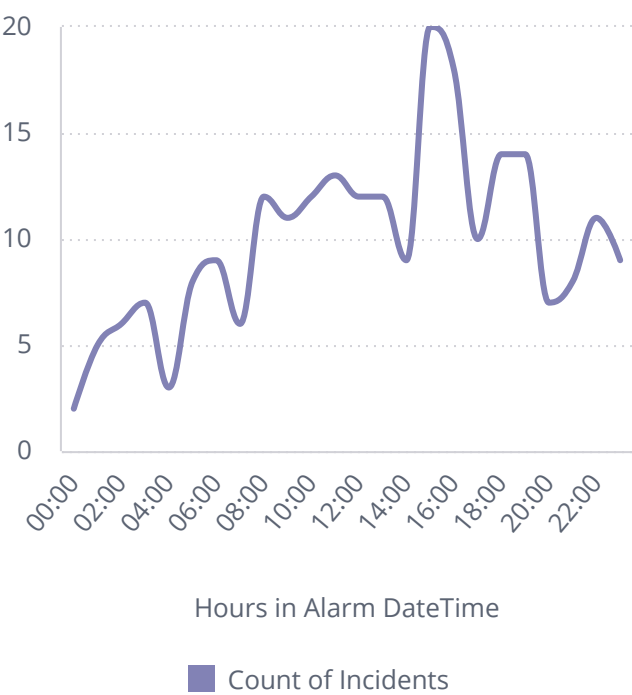
Average Time on Scene



Incident Trend



Time of Incidents

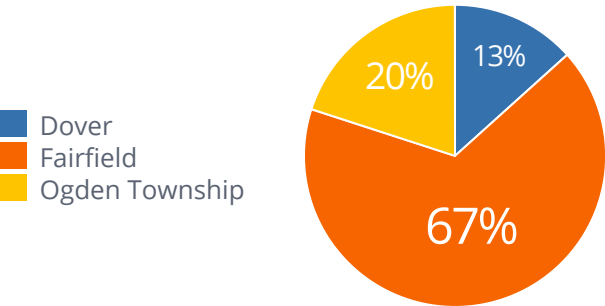


MFD November 2024 Board Report

Percent of Incident Responses by Incident Type



Contract Area Count

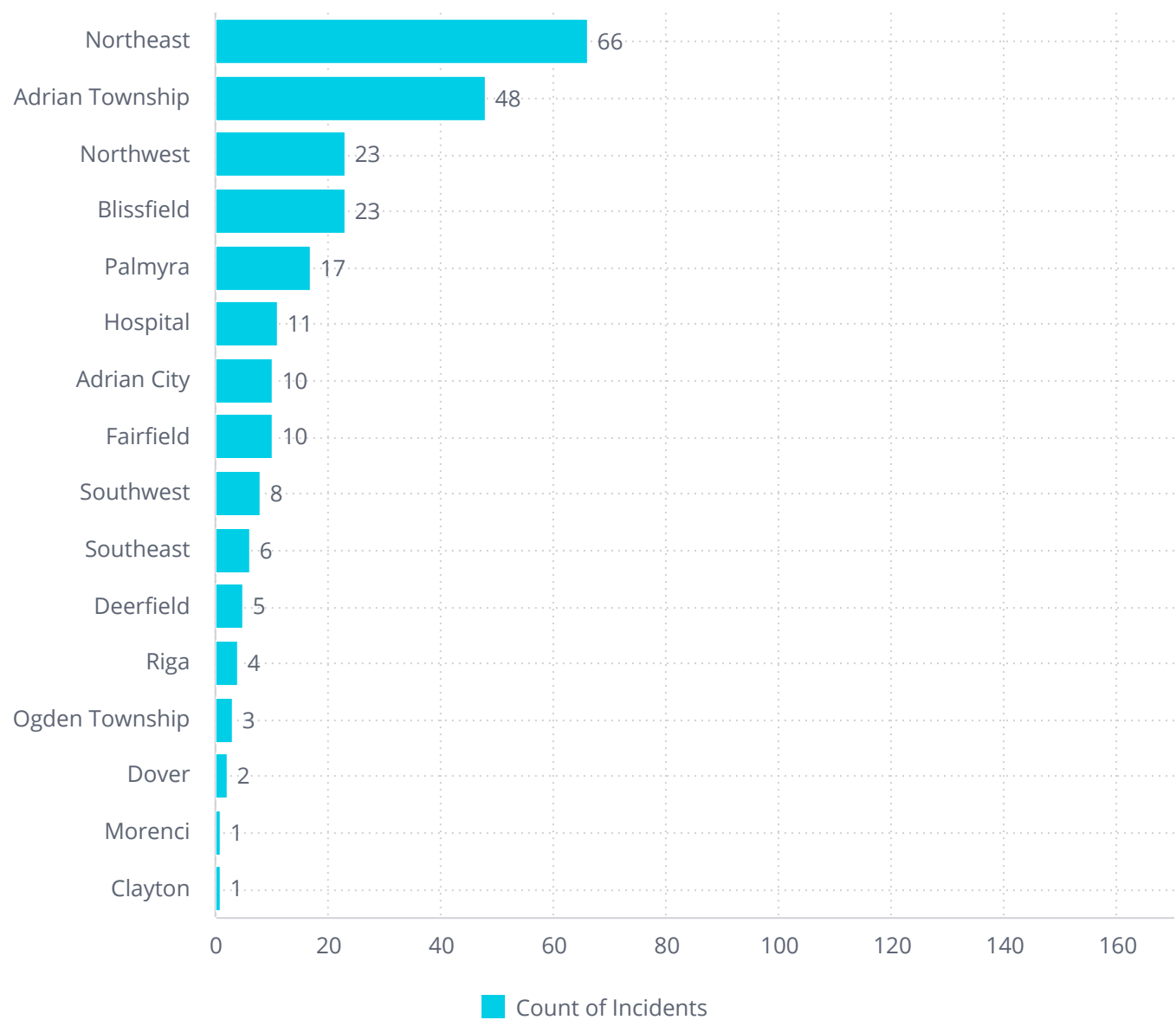


Incident Type

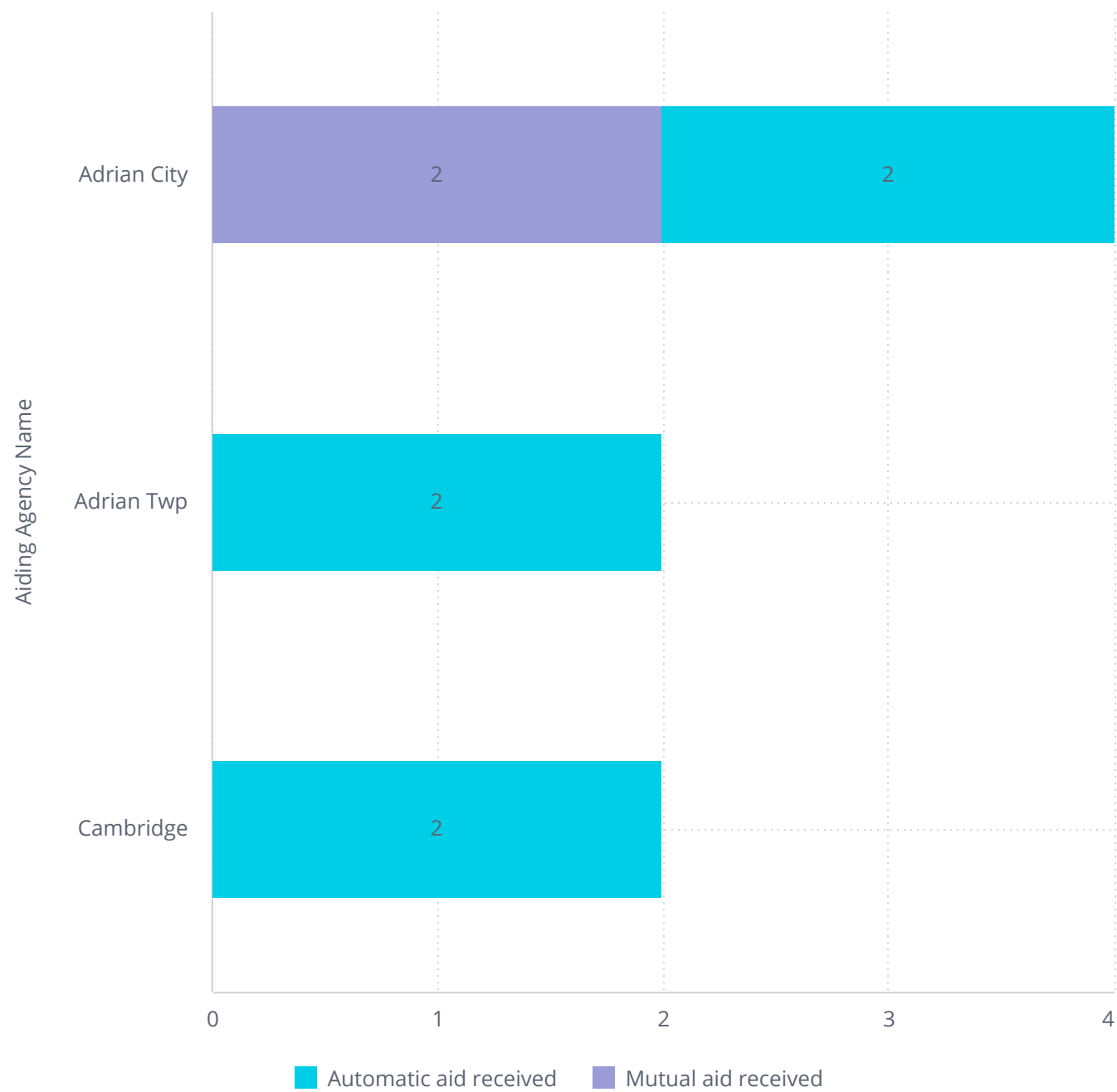
Incident Type	Incident Count
BLS Transfer	3
Citizen Assist	9
EMS call, excluding vehicle accident with injury	75
Madison transport for BLS agency	1
Medical Alarm	3
Motor vehicle accident with injuries	1
Motor vehicle accident with no injuries.	1
Paramedic Assessment- BLS agency	20
Paramedic transport- BLS agency	29

MFD November 2024 Board Report

Count of Incidents by District



Mutual Aid Recieved




MFD November 2024 Board Report

Mutual Aid

Aid Given Or Received	Incident Type	Incident Count
Automatic aid given	Dispatched and Cancelled- Mutual Aid Fire	3
	Full Assist	2
	Motor vehicle accident with no injuries.	1
Automatic aid received	Building fire	1
	Cooking fire, confined to container	1
Mutual aid given	Ambulance Assist	2
	Dispatched and Cancelled- Mutual Aid Fire	1
	Manpower Assist	2
	Tanker Assist	1
	Tower Assist	1
Mutual aid received	Building fire	1
	EMS call, excluding vehicle accident with injury	1

Calls By Unit

Unit Name	Percentage of Calls 	AVG Time on Scene
E88	47.35%	29m:12s
M7	45.13%	36m:32s
M4	5.31%	49m:49s
B9	4.87%	22m:36s
E1	4.42%	22m:00s
T5	3.54%	44m:00s
E3	2.21%	64m:00s
E2	2.21%	70m:12s
Echo 1	1.77%	14m:45s
M6	1.33%	50m:00s
B8	0.88%	60m:00s
U6	0.88%	26m:30s