

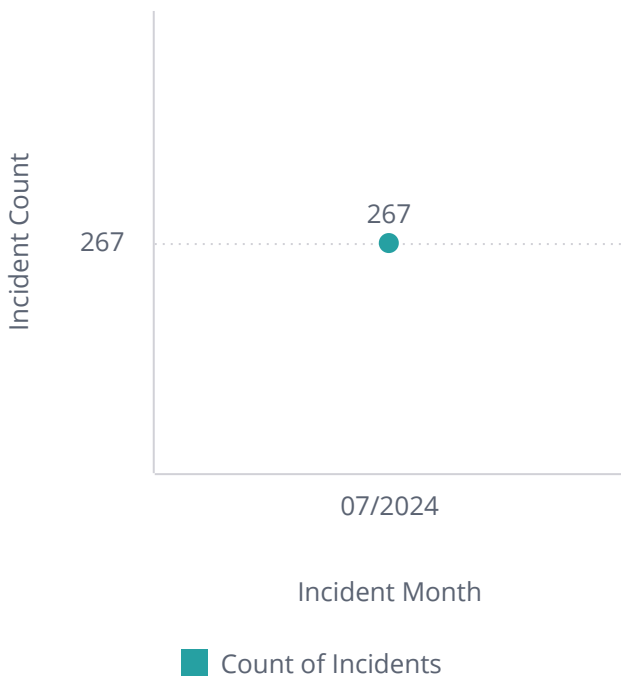
## Total Number of Incidents



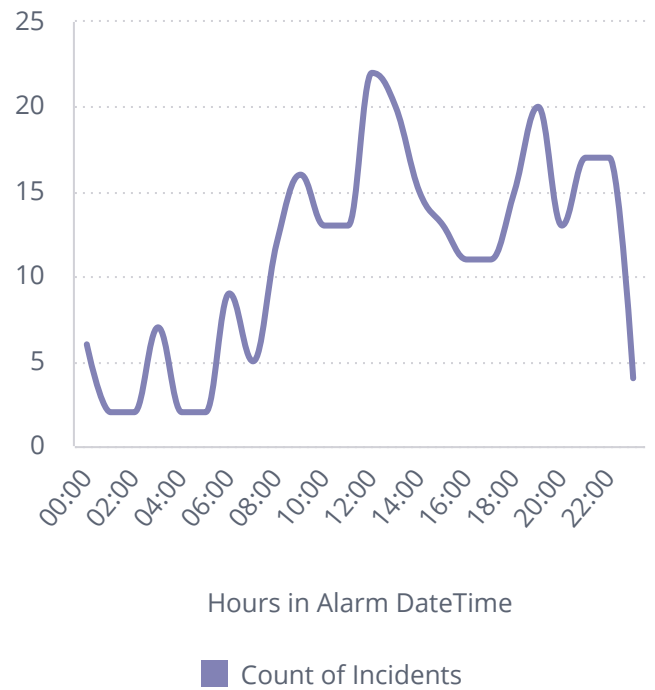
## Average Time on Scene

Average Time On Scene  
**38m:53s**

## Incident Trend



## Time of Incidents

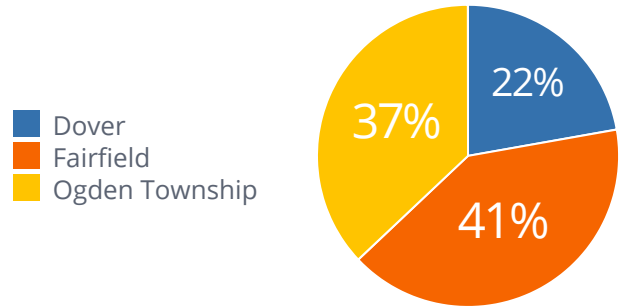


# MFD August 2024 Board Report

Percent of Incident Responses by Incident Type



Contract Area Count



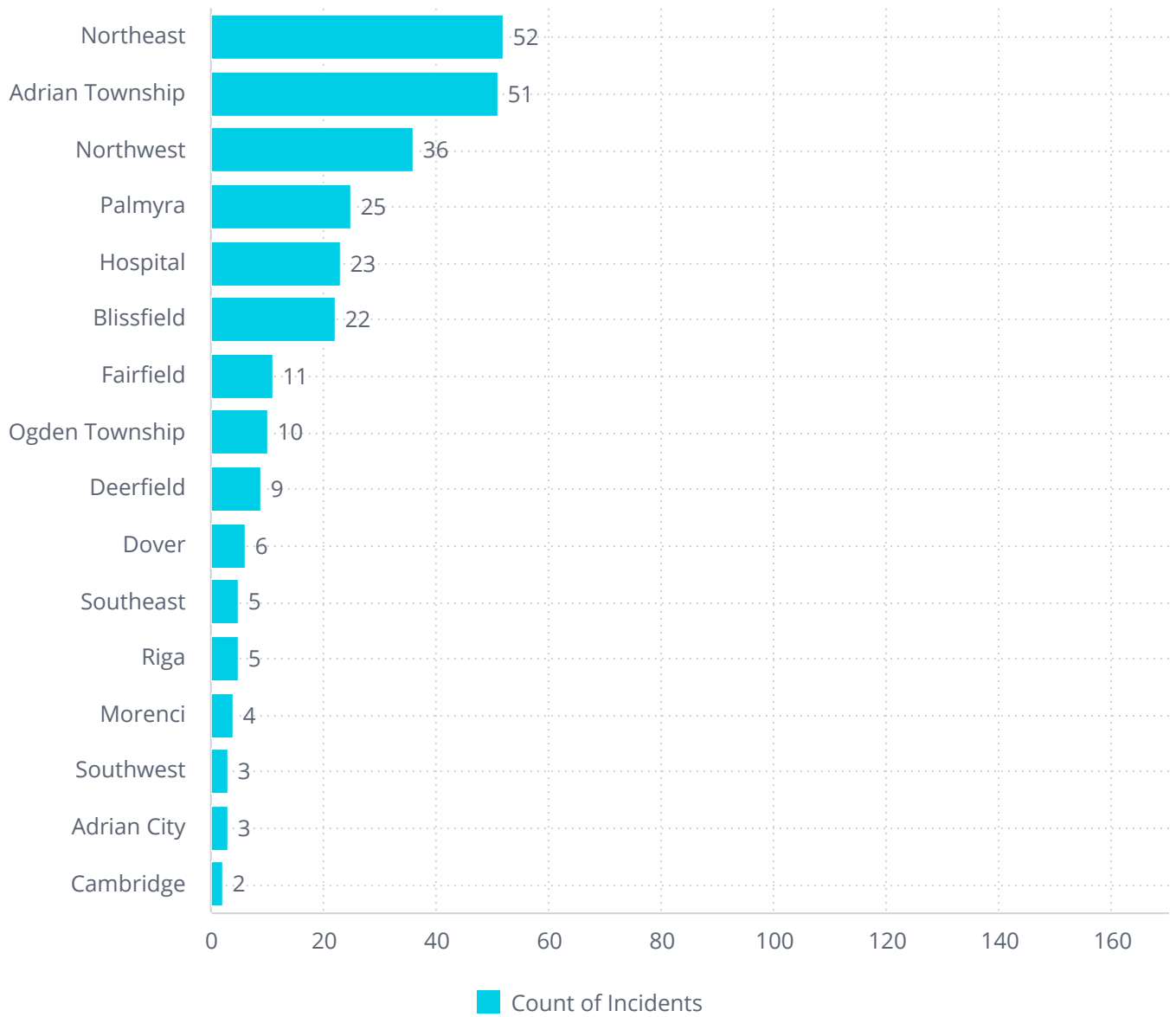
Incident Type

| Incident Type                                    | Incident Count |
|--|----------------|
| ALS Transfer                                     | 3              |
| BLS Transfer                                     | 5              |
| Citizen Assist                                   | 10             |
| EMS call, excluding vehicle accident with injury | 82             |
| Madison transport for BLS agency                 | 2              |
| Motor vehicle accident with injuries             | 6              |
| Motor vehicle accident with no injuries.         | 3              |
| Paramedic Assessment- BLS agency                 | 30             |
| Paramedic transport- BLS agency                  | 37             |

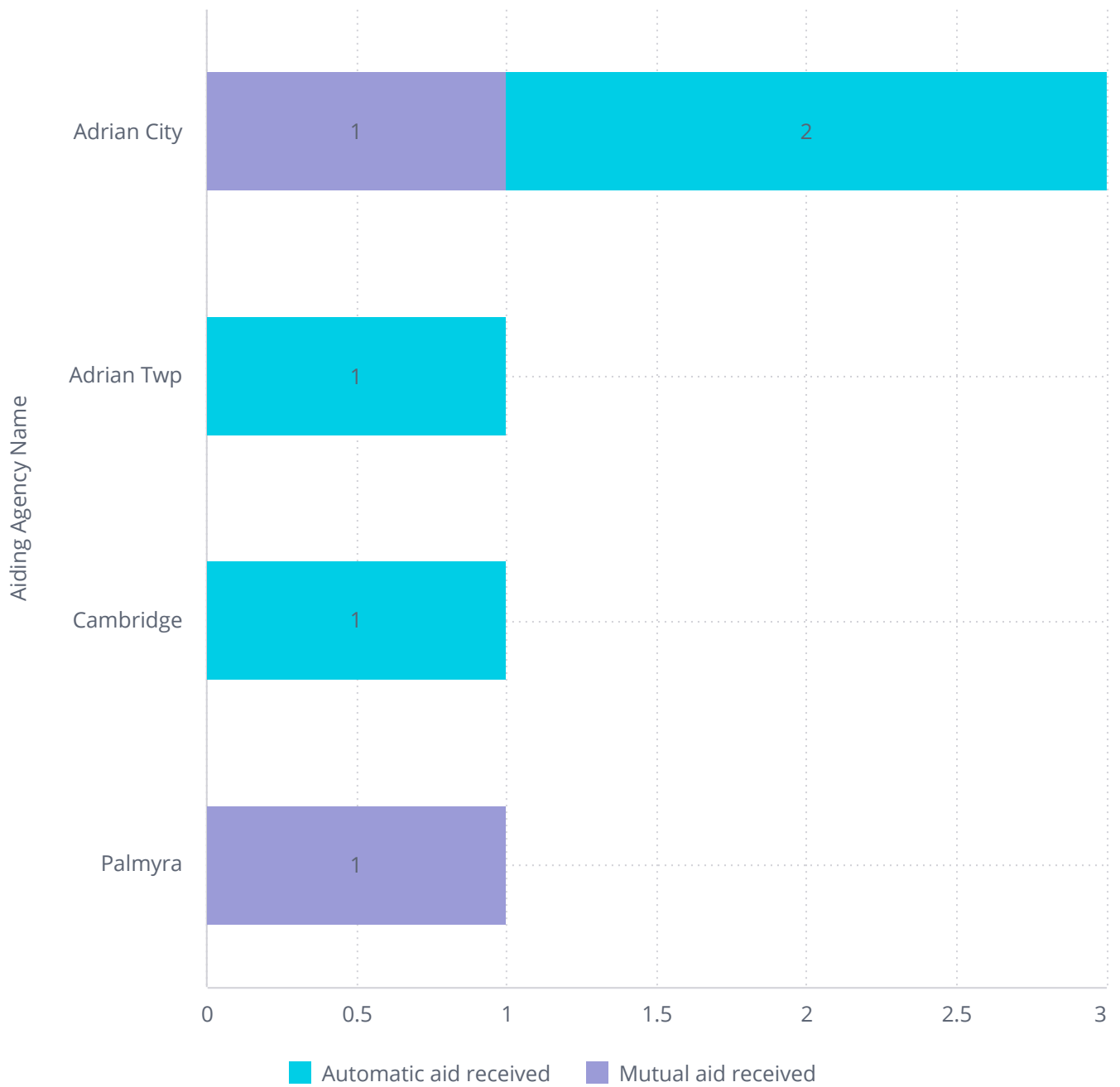
# MFD August 2024 Board Report

---

Count of Incidents by District



## Mutual Aid Recieved



## MFD August 2024 Board Report

---

### Mutual Aid

| Aid Given Or Received  | Incident Type                             | Incident Count |
|------------------------|---|----------------|
| Automatic aid given    | Dispatched and Cancelled- Mutual Aid Fire | 1              |
|                        | Engine Assist                             | 1              |
|                        | Full Assist                               | 2              |
| Automatic aid received | Motor vehicle accident with no injuries.  | 1              |
|                        | Smoke scare, odor of smoke                | 1              |
| Mutual aid given       | Ambulance Assist                          | 1              |
|                        | Dispatched and Cancelled- Mutual Aid Fire | 4              |
|                        | Manpower Assist                           | 1              |
|                        | Tanker Assist                             | 1              |
| Mutual aid received    | Citizen Assist                            | 1              |
|                        | Dispatched and Cancelled- Unavailable     | 1              |

---

### Calls By Unit

| Unit Name | Percentage of Calls | AVG Time on Scene |
|-----------|---------------------|-------------------|
| E88       | 46.80%              | 36m:26s           |
| M6        | 43.20%              | 46m:31s           |
| E3        | 6.80%               | 22m:35s           |
| M4        | 4.80%               | 40m:40s           |
| M7        | 3.60%               | 28m:53s           |
| E1        | 3.20%               | 20m:24s           |
| B9        | 2.80%               | 11m:20s           |
| Echo 1    | 2.40%               | 12m:20s           |
| E2        | 2.40%               | 63m:24s           |
| T5        | 0.40%               | 23m:00s           |

---