



## Your Configured RICOH MP CW2201SP



\*Note: The image is a photo realistic illustration of your selected configuration.

### DIMENSIONS

WIDTH	DEPTH	HEIGHT
<b>54.50in</b>	<b>26.60in</b>	<b>48.00in</b>
(1,384mm)	(676mm)	(1,219mm)

Actual dimensions may vary. These are approximate only.

### POWER CONSUMPTION (MAIN UNIT)

120 – 127V/60Hz, 15A

Additional power requirements may apply.

Please read each option's description copy to see if additional power sources are needed.

## Your Chosen Options

- MP CW2201SP
- MP CW2201 B Unit
- PrintCopy Tool (Full version)
- PrintCopy Tool Option Type D2016
- OCR Unit Type M13
- ESP XG-PCS-15D
- Print Cartridge Black MP CW2200
- Print Cartridge Cyan MP CW2200
- Print Cartridge Magenta MP CW2200
- Print Cartridge Yellow MP CW2200
- Ink Waste Tank



## Main Unit

Item/Description	Item #	Power Requirements
MP CW2201SP	404830	120 – 127V/60Hz, 15A
MP CW2201 B Unit	404836	N/A

## Print/Scan Options

### Network Environment

Item/Description	Item #	Power Requirements
PrintCopy Tool (Full version)	415873	N/A
PrintCopy Tool Option Type D2016	404888	N/A

### Printing/Scanning Features

Item/Description	Item #	Power Requirements
OCR Unit Type M13	417430	N/A

## Security & Miscellaneous Accessories


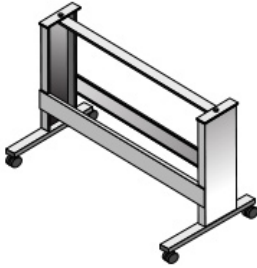
Item/Description	Item #	Power Requirements
ESP XG-PCS-15D	006428MIU	N/A

## Supplies

Item/Description	Item #	Power Requirements
Print Cartridge Black MP CW2200	841720	N/A
Print Cartridge Cyan MP CW2200	841721	N/A
Print Cartridge Magenta MP CW2200	841722	N/A
Print Cartridge Yellow MP CW2200	841723	N/A
Ink Waste Tank	D6706413	N/A



## Main Unit

Item/Description	Item #	Thumbnail
<p><b>MP CW2201SP</b></p> <ul style="list-style-type: none"> <li>• Output Speed (D-Size): 3.8-ppm B&amp;W and 2.1-ppm Color</li> <li>• Maximum Power Consumption: Less than 180W</li> <li>• Maximum Print Width: 36" (914mm)</li> <li>• Power Requirements: 120 – 127V/60Hz, 15A</li> <li>• Weight: 265 lbs. (120kg)</li> <li>• W x D x H (inches): 54.5 x 26.6 x 48</li> <li>• W x D x H (mm): 1384.3 x 675.64 x 1219.2</li> </ul>	404830	
<p><b>MP CW2201 B Unit</b></p> <ul style="list-style-type: none"> <li>• MP CW2201 B Unit is required to complete your configuration.</li> </ul>	404836	

## Print/Scan Options

### Network Environment

Item/Description	Item #	Thumbnail
------------------	--------	-----------

## PrintCopy Tool (Full version)

415873

The PrintCopy Tool is a client/server application that enables users the ability to submit batched jobs to a centralized job management application that has the ability to hold the job for later reprints if needed.

The PrintCopy Tool includes a Print Tool which has a Graphical User Interface (GUI) for users to submit batched jobs consisting of multiple formats, a Direct Tool that can be used to generate shared folders with preprogrammed settings for submission and a Copy Tool (installed by Service) that can be used to scan from any color scanner to the Central Management Application and/or a color printer available on the network.

This option includes a dongle.

Note:

PrintCopy Tool (Full version) cannot be installed with PrintCopy Tool Type D2016 (Option D).

NO  
IMAGE  
AVAILABLE

## PrintCopy Tool Option Type D2016

404888

A utility which enables centralized management of vast amounts of references and drawings.

This option includes a license string.

You can print Calcomp and other CAD files in an environment where a CAD application is not installed.

Note:

PrintCopy Tool (Full version) must be selected to add this option.

NO  
IMAGE  
AVAILABLE

## Printing/Scanning Features

Item/Description

Item #

Thumbnail

### OCR Unit Type M13

417430

Required for OCR scanned documents.

This function embeds invisible text on scanned images of PDFs and enables users to search PDF files by arbitrary keywords. Searchable PDF files can be sent to email, folders and external media (USB/SD).



## Security & Miscellaneous Accessories

Item/Description

Item #

Thumbnail




### ESP XG-PCS-15D

006428MIU

Provides multi-stage power protection as well as line conditioning. Our Advanced Technical Support (ATS) recommends the use of Power Protection products to minimize potential electrical interference with products.



# Supplies

Item/Description	Item #	Thumbnail
<p><b>Print Cartridge Black MP CW2200</b></p> <p>Unit Packaging: 1 Bottle (200 ml.)</p> <p>Average Yield: B&amp;W - 1,030 feet / 314 meters and Color - 685 feet / 209 meters</p> <p>Based on A1/D-size, LEF; APV = 120m (1 P/J); Coverage = B&amp;W, 6%/Color = 5% x 4 Colors = 20%; Usage Ratio: Black, 60%/Color, 40%.</p> <p>Note: The ink that comes with the mainframe is a starter kit only. Additional ink is required for continued use of the equipment.</p>	841720	
<p><b>Print Cartridge Cyan MP CW2200</b></p> <p>Unit Packaging: 1 Bottle (100 ml.)</p> <p>Average Yield: B&amp;W - 1,381 feet / 421 meters and Color - 918 feet / 280 meters</p> <p>Based on A1/D-size, LEF; APV = 120m (1 P/J); Coverage = B&amp;W, 6%/Color = 5% x 4 Colors = 20%; Usage Ratio: Black, 60%/Color, 40%.</p> <p>Note: The ink that comes with the mainframe is a starter kit only. Additional ink is required for continued use of the equipment.</p>	841721	
<p><b>Print Cartridge Magenta MP CW2200</b></p> <p>Unit Packaging: 1 Bottle (100 ml.)</p> <p>Average Yield: B&amp;W - 1,361 feet / 415 meters and Color - 908 feet / 277 meters</p> <p>Based on A1/D-size, LEF; APV = 120m (1 P/J); Coverage = B&amp;W, 6%/Color = 5% x 4 Colors = 20%; Usage Ratio: Black, 60%/Color, 40%.</p> <p>Note: The ink that comes with the mainframe is a starter kit only. Additional ink is required for continued use of the equipment.</p>	841722	

## Print Cartridge Yellow MP CW2200

841723

Unit Packaging: 1 Bottle (100 ml.)

Average Yield: B&W - 1,364 feet / 416 meters and Color - 908 feet / 277 meters

Based on A1/D-size, LEF; APV = 120m (1 P/J); Coverage = B&W, 6%/Color = 5% x 4 Colors = 20%; Usage Ratio: Black, 60%/Color, 40%.

Note:

The ink that comes with the mainframe is a starter kit only. Additional ink is required for continued use of the equipment.



## Ink Waste Tank

D6706413

Capacity: 425 ml

Based on APV = 120m; Color Ratio, 40%; Humidity 50%.

Note:

Not required at initial machine purchase.



Ricoh is committed to creating value for our customers through the production of top quality products, services and solutions that directly meet the needs of today's communication intensive business environments. As a result, we offer a range of Multifunction products with advanced scanning and printing software options that help boost productivity and improve workflow by enhancing the user experience. Visit [Ricoh-USA.com](http://Ricoh-USA.com) for more information.

We offer a variety of services and solutions to meet diverse and challenging business needs. To find out more information, visit [solutions.ricoh-usa.com](http://solutions.ricoh-usa.com)

This site is for informational purposes only and this site and any related services or products described herein are not intended to provide any legal, regulatory, compliance, or other similar advice. You are solely responsible for ensuring your own compliance with all legal, regulatory, compliance, or other similar obligations. While care has been taken to ensure the accuracy of this information, Ricoh makes no representation or warranties about the accuracy, completeness or adequacy of the information contained herein, and shall not be liable for any errors or omissions in these materials. Actual results will vary depending upon use of the products and services and the conditions and factors affecting performance. The only warranties for Ricoh products and services are as set forth in the express warranty statements accompanying them.

Ricoh USA, Inc., 300 Eagleview Boulevard, Exton, PA 19341, 1-800-63-RICOH. ©2021 Ricoh USA, Inc. All rights reserved. Ricoh® and the Ricoh Logo are registered trademarks of Ricoh Company, Ltd. All other trademarks are the property of their respective owners.

**RICOH**  
imagine. change.