



MARSHALL
Office of the City Clerk
344 West Main | Marshall, MN
www.ci.marshall.mn.us

November 1, 2022

2020 PCGQR
U.S. Census Bureau
1201 East 10th Street
Jeffersonville, IN 47132

To Whom It May Concern,

On behalf of the City of Marshall, Minnesota, the following information, and data is enclosed as part of our Post Census Group Quarter Review (PCGQR):

- Letter of Notification from Marshall, MN Mayor
- PCGR Response Template-Excel Data
- Letter of Support Southwest Minnesota State University (SMSU) President
- Email Correspondence Validating Enrollment Numbers
- SMSU Enrollment Appendix A -Detailing 10 Year Enrollment History

Appendix A indicates that from 2010 SMSU has increased enrollment and from 2019-2021 even with the pandemic enrollment continued to climb. Therefore, it is not unreasonable to claim that the 485 students living in on-campus housing indicated by SMSU in their letter would have typically claimed as have living in Marshall on April 1, 2020.

For these reasons Blocks 2010 and 2013, Block Group2, Census Tract 3605 that the number of students in the dormitories and on-campus apartments on April 1, 2020 were undercounted.

Sincerely,



Steven Anderson

Clerk for the City of Marshall, MN

Steven Anderson
Steven.anderson@ci.marshall.mn.us
507-537-6775

SMSU Enrollment History

Fall Semesters 2010 to 2021

By Full/Part Time Status



Undergraduate

Admissions Category	Full/Part	2010	2011	2012	2013	2014	2015	2016	2017	2018	2019	2020	2021
Regular	Full	1,495	1,430	1,452	1,418	1,353	1,339	1,393	1,250	1,133	993	986	1,039
	Part	123	63	61	75	73	77	71	67	62	62	61	62
Transfer	Full	607	618	606	546	523	465	418	398	418	438	425	400
	Part	291	283	299	281	311	313	330	333	323	332	376	382
UG with Previous Degree	Full	22	30	18	19	18	17	20	17	19	19	18	17
	Part	32	24	36	38	31	38	53	57	58	70	67	70
College Now	Full	124	126	146	114	182	219	204	221	191	170	147	169
	Part	3,332	3,664	3,792	3,846	3,925	4,204	4,273	4,096	4,105	4,113	4,202	4,131
Other UG	Full	1		1	0	1	0	0	0	2	1	1	1
	Part	34	29	28	42	34	40	50	40	41	44	45	39
Undergraduate Total	Full	2,249	2,204	2,223	2,097	2,077	2,040	2,035	1,886	1,763	1,621	1,577	1,626
	Part	3,812	4,063	4,216	4,282	4,374	4,672	4,777	4,593	4,589	4,621	4,751	4,684
	Total	6,061	6,267	6,439	6,379	6,451	6,712	6,812	6,479	6,352	6,242	6,328	6,310

Graduate

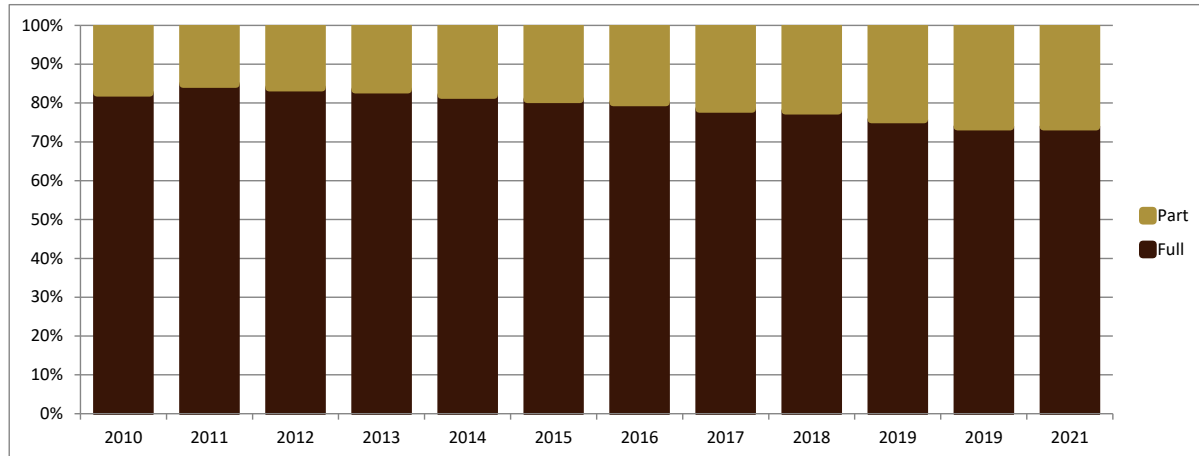
Category	Full/Part	2010	2011	2012	2013	2014	2015	2016	2017	2018	2019	2020	2021
Graduate All	Full	302	236	264	283	277	250	313	276	293	240	227	228
	Part	199	192	170	162	168	150	173	155	173	178	187	209
	Total	501	428	434	445	445	400	486	431	466	418	414	437

Total

Category	Full/Part	2010	2011	2012	2013	2014	2015	2016	2017	2018	2019	2019	2021
Total UG & Grad	Full	2,551	2,440	2,487	2,380	2,354	2,290	2,348	2,162	2,056	1,861	1,804	1,854
	Part	4,011	4,255	4,386	4,444	4,542	4,822	4,950	4,748	4,762	4,799	4,938	4,893
	Total	6,562	6,695	6,873	6,824	6,896	7,112	7,298	6,910	6,818	6,660	6,742	6,747

Percentages	Full/Part	2010	2011	2012	2013	2014	2015	2016	2017	2018	2019	2019	2021
Undergraduate (Regular and Transfer)	Full	82.6%	84.9%	84.0%	83.4%	82.0%	81.0%	80.1%	78.5%	78.0%	75.8%	73.9%	73.9%
	Part	17.4%	15.1%	16.0%	16.6%	18.0%	19.0%	19.9%	21.5%	22.0%	24.2%	26.1%	26.1%
Graduate (All)	Full	60.3%	55.1%	60.8%	63.6%	62.2%	62.5%	64.4%	64.0%	62.9%	57.4%	54.8%	52.2%
	Part	39.7%	44.9%	39.2%	36.4%	37.8%	37.5%	35.6%	36.0%	37.1%	42.6%	45.2%	47.8%

Chart 1: Full-Time and Part-Time Degree Seeking Undergraduate Enrollment Percentages



Letter of Notification

November 1, 2022

2020 PCGQR
U.S. Census Bureau
1201 East 10th Street
Jeffersonville, IN 47132

To Whom It May Concern,

The city of Marshall, Minnesota requests that the Census Bureau accept our Post-Census Group Quarters Review case. Within tract 360500, block 2010 and block 2013 of the city of Marshall, due to the COVID-19 Pandemic, Southwest Minnesota State University (SMSU) student dorm population decreased and resulted in a 2020 US Census undercount for the city of Marshall, MN.

Further, as part of the city of Marshall's notification I am designating our City Clerk, Steven Anderson as a representative on this case for submissions and communication. He can be contacted at: steven.anderson@ci.marshall.mn.us or 507-537-6775.

The Director of Institutional Research and Reporting for SMSU indicated on March 4, 2020, a total of 485 students were living on-campus. Per the data provided from the Census Bureau (data.census.gov) on April 1, 2020, a total of 253 students were reported in blocks 2010 and 2013. In less than a month approximately 50% of on-campus students migrated, validating our case that there was a population undercount for the city of Marshall, MN.

On September 6, 2022, the SMSU Dean of Students reported on campus resident population as 544 students. Considering, approximately half of the student population resides in off campus housing not reported in Group Quarters rosters reported by SMSU, the undercount of students residing in Marshall is nearly 1,000 residents.

In addition to the undercount of the student population due to Census Day and the pandemic coinciding, we have further evidence of growth in the city of Marshall between 2010 and 2020. Our City Assessor has reported a net increase of 366 housing units from January 2011 to August 2021.

Net housing changes 01/2011 to 08/2021:

Added: Single family units	132
Apartment units	248

Robert Byrnes
Robert.Byrnes@ci.marshall.mn.us
507-537-6775



MARSHALL
Office of the Mayor
 344 West Main | Marshall, MN
 www.ci.marshall.mn.us

Less: demolished units (14)
 Total housing unit increase 366

Note: does not include the 36-unit apartment build on Legion Field Road (building permit approved in 2019 and apartment opened Fall 2021)

Further, our Building Inspection Department reported the following approved building permits since 2020 (again, permits approved and not applications submitted, which include a 39-unit apartment application currently in review):

2020: single family – 6, duplexes – 2 (4 units)
 2021: single family – 17, duplexes – 3 (6 units), multi-family -1 (37 units – opened in May 2022)
 2022 (through June 21st): single family – 5, duplexes -1 (2 units)

SMSU reported the following dormitory resident data as of the 10th day of class in January each year:

January	Dorm Residents
2021	488
2022	540

In addition, Marshall Municipal Utilities reported the following total active residential electric accounts:


April 2020 – 5,660
 April 2021 – 5,737

For all these reasons I believe the actual population reported in the 2020 Census should be in excess of 14,000 people. Therefore, I respectfully request that you review our information and update the Census population data for Marshall, MN.

Sincerely,

Robert Byrnes
 Mayor of the city of Marshall, MN

Robert Byrnes
 Robert.Byrnes@ci.marshall.mn.us
 507-537-6775



SOUTHWEST MINNESOTA STATE UNIVERSITY

KUMARA JAYASURIYA, PRESIDENT

November 1, 2022

2020 PCGQR
U.S. Census Bureau
1201 East 10th Street
Jeffersonville, IN 47132

To Whom it May Concern,

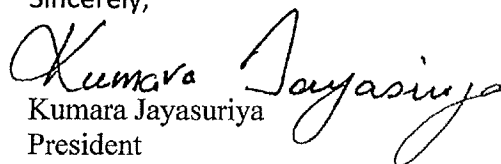
Southwest Minnesota State University (SMSU) has provided group quarters data to the city of Marshall, MN to support their Post Census Group Quarter Review submission.

The number of residents living on-campus during the 2020 Census would have been higher if not for COVID-19 Pandemic and mandated closures. SMSU provided data to the city of Marshall Clerk that on March 4, 2020 a total of 485 students were living in on-campus residences. Data was correspondingly provided for our 10th day Spring Housing History in January.

In 2018, there were a total of 607 dorm residents.
In 2019, there were a total of 552 dorm residents.
In 2021, there were a total of 488 dorm residents.
In 2022, there were a total of 540 dorm residents.

Once the mandated closures were lifted the number of on-campus residence has been steadily increasing to pre-pandemic numbers. Residency for the 2023/2024 school year 10 day Fall Housing survey amounted to 544 residents living in SMSU housing within the city of Marshall. Based on these numbers and trends, the reported 253 students living in the dormitories and Foundation Residence Apartments is an inconsistent error with our enrollment history and dorm resident population data and would not have reflected an accurate April 1 Census Day number for Block 2010 and Block 2014, Block Group 2, Census Tract 3605, Lyon County, Minnesota.

Sincerely,


Kumara Jayasuriya
President