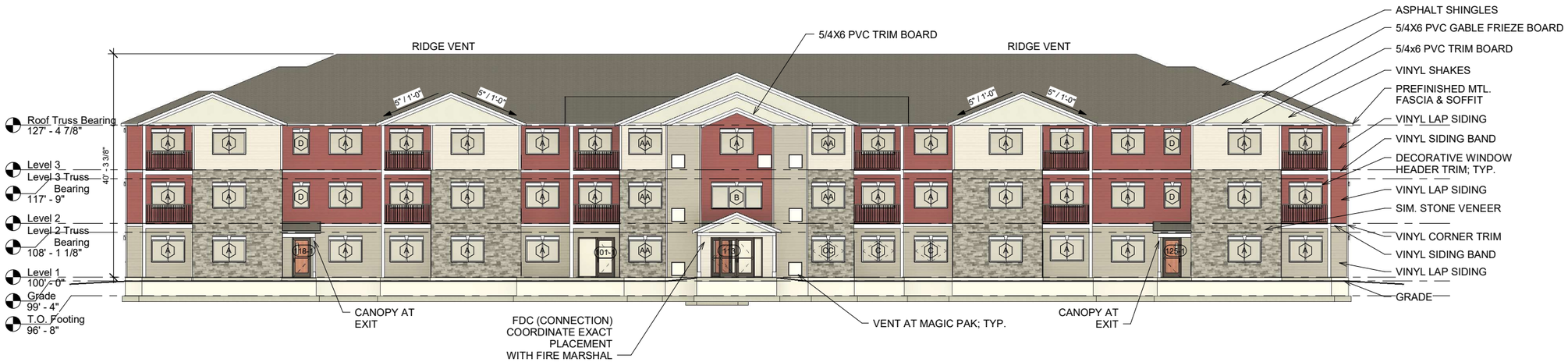

1 South Elevation
3/32" = 1'-0"

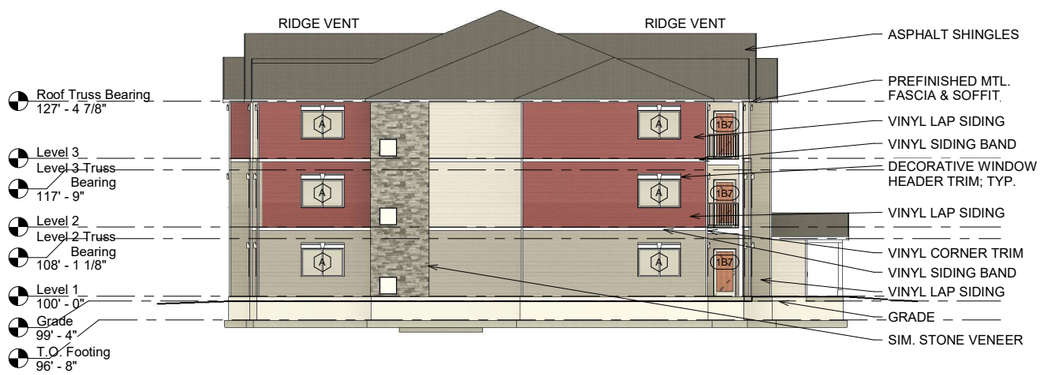

2 West Elevation
3/32" = 1'-0"

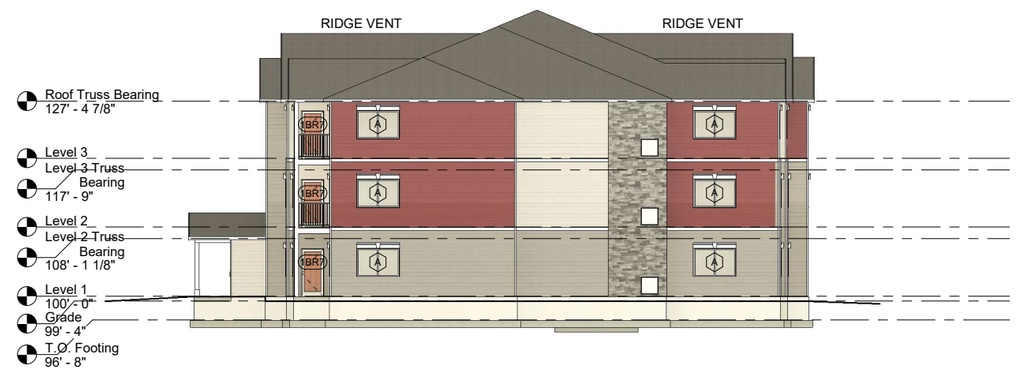

3 East Elevation
3/32" = 1'-0"

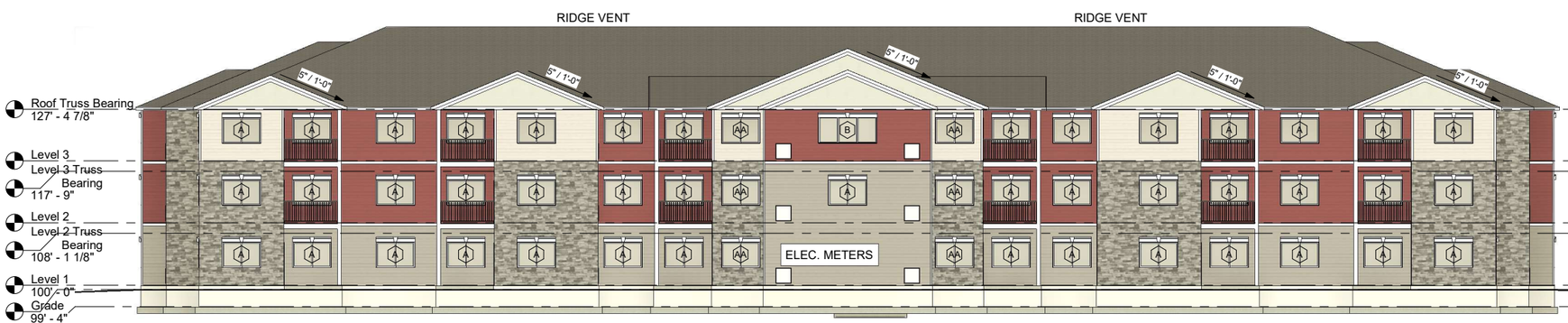

4 North Elevation
3/32" = 1'-0"

GENERAL NOTES:

1. ALL PLUMBING PENETRATIONS MUST TERMINATE AT A MIN. OF 12" ABOVE THE ROOF SURFACE
2. ADDRESS NUMBERS SHALL BE INSTALLED IN A VISIBLE LOCATION PER IBC 502.1 ADDRESS NUMBER TO BE 12" HT. WITH CONTRASTING COLORS
3. FDC (CONNECTION) MUST BE LOCATED AT THE ADDRESS SIDE OF THE BUILDING OR AT AN APPROVED LOCATION
4. WATER FLOW ALARMS MUST BE INSTALLED ON THE EXTERIOR PER IBC 903.4.2
5. ALL EXIT DISCHARGE SHALL BE ILLUMINATED PER IBC 1008.2.3
6. GLAZING ADJACENT TO DOORS SHALL BE SAFETY GLAZING PER IBC 2406.4.2 - EXCEPTION 3 AT HVAC CLOSETS

PRELIMINARY NFC

No.	Description	Date

I hereby certify that this plan, specification, or report was prepared by me or under my direct supervision and that I am a duly Licensed Architect under the laws of the State of Minnesota.
Name: Christopher J. Raimann, AIA
Signed:

Date: 08-15-2022 License #: 46319

KUEPERS INC
ARCHITECTS & BUILDERS
BRAINERD/BAXTER, MN 218-829-0707

Stone Meadow Apartments - Building A

Kuepers Inc.
Building A

Project number	xx-xx-xxxx	Date	09-01-2023
Drawn by	RET	Checked by	CJR

A3.1
Building Elevations

Scale As indicated

7/15/2024 2:05:51 PM

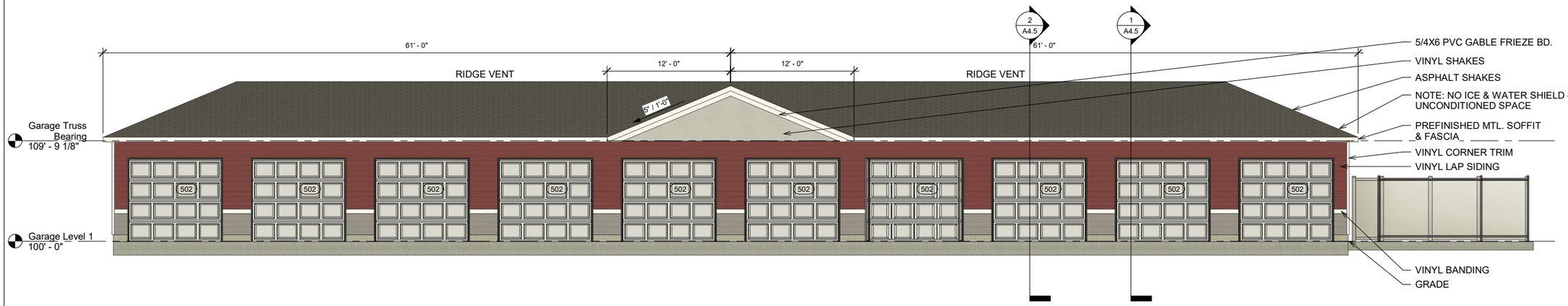

1 Garage 1 - Front Elevation
3/16" = 1'-0"

GENERAL NOTES:

1. GARAGE OCCUPANCY GROUP: U OCCUPANCY

2. GARAGE CONSTRUCTION TYPE: VB

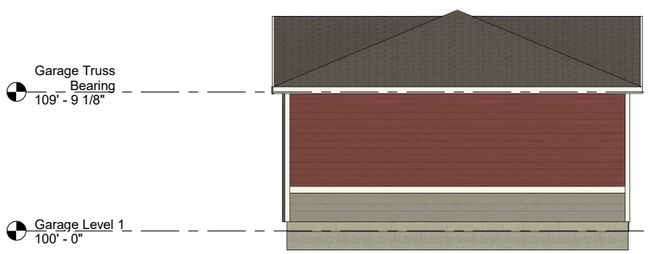

2 Garage 1 - Side 1 Elevation
3/16" = 1'-0"

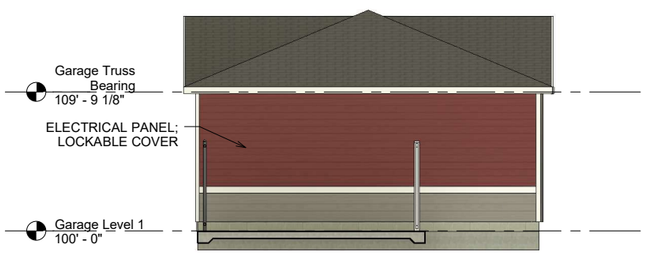

3 Garage 1 - Side 2 Elevation
3/16" = 1'-0"

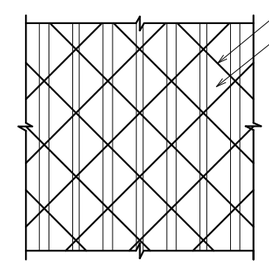

THIS DETAIL ILLUSTRATES A TYPICAL 1' X 1' SECTION OF THE CHAIN LINK FENCE AREA AT THE FRONT (GATE) SIDE OF THE REFUSE ENCLOSURE.

GALVANIZED METAL CHAIN LINK FENCE TO HAVE 2-3/8" MESH SIZE.

1-1/4" WIDE VINYL SLATS INSTALLED AT APPROX. 1-3/4" O.C.

VINYL SLATS PROVIVE 107 INCHES OF OPACITY PER 144 SQUARE INCHES OF AREA = 74% OPACITY

CALCULATION DOES NOT FACTOR IN THE CHAIN LINK GAUGE SIZE OR SUPPORT STRUCTURE.

Refuse Enclosure Detail
3" = 1'-0"

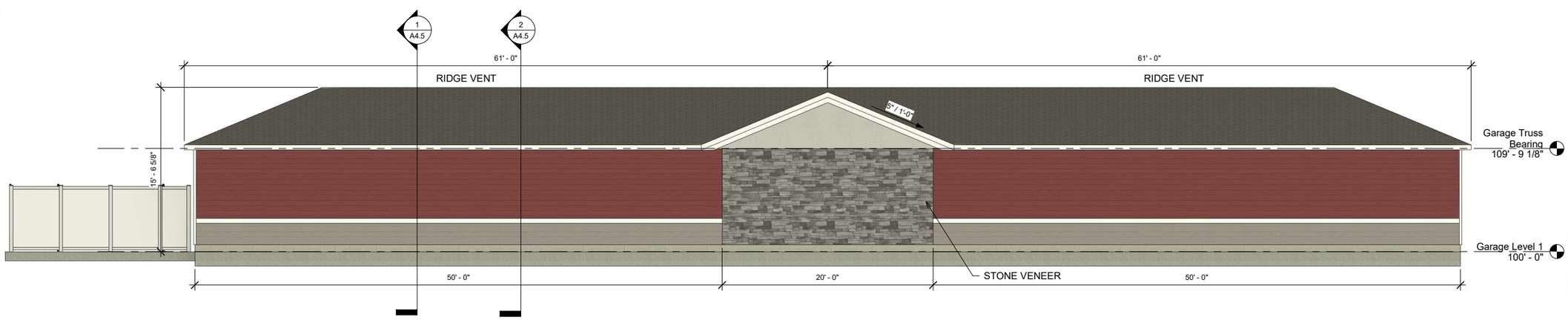

4 Garage 1 - Rear Elevation
3/16" = 1'-0"

No.	Description	Date

I hereby certify that this plan, specification, or report was prepared by me or under my direct supervision and that I am a duly Licensed Architect under the laws of the State of Minnesota.
Name: Christopher J. Raimann, AIA
Signed:

Date: 08-15-2022 License #: 46319

KUEPERS INC
ARCHITECTS & BUILDERS
BRAINERD/BAXTER, MN 218-829-0707

Stone Meadow Apartments - Building A

PRELIMINARY NFC

Kuepers Inc.
Building A

Project number	XX-XX-XXXX	Date	09-01-2023
Drawn by	RET	Checked by	CJR

A3.2
Garage 1 Elevations

Scale As indicated

7/15/2024 2:05:55 PM

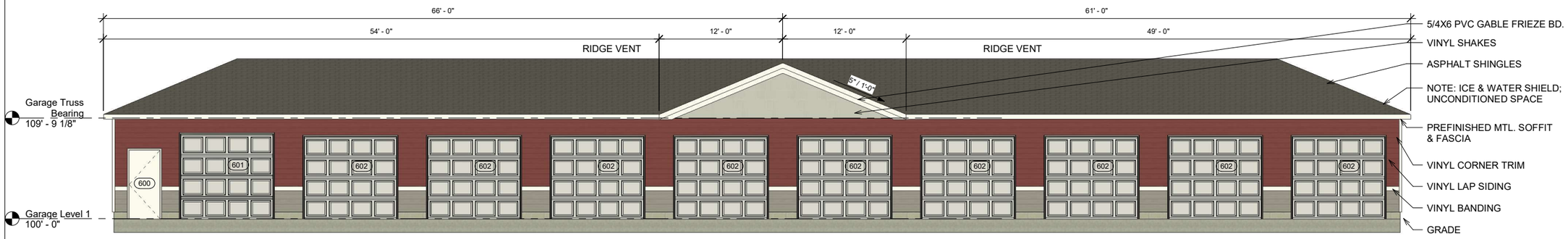

1 Garage 2 - Front Elevation
3/16" = 1'-0"

GENERAL NOTES:

1. GARAGE OCCUPANCY GROUP: U OCCUPANCY

2. GARAGE CONSTRUCTION TYPE: VB

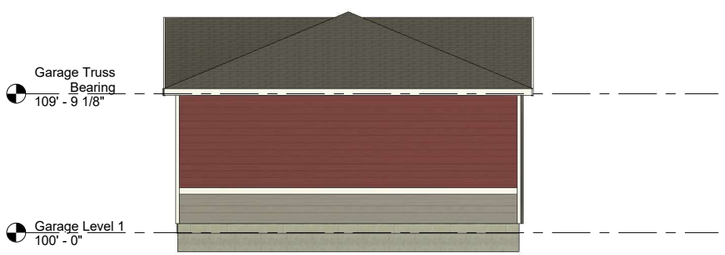

2 Garage 2 - Side 1 Elevation
3/16" = 1'-0"

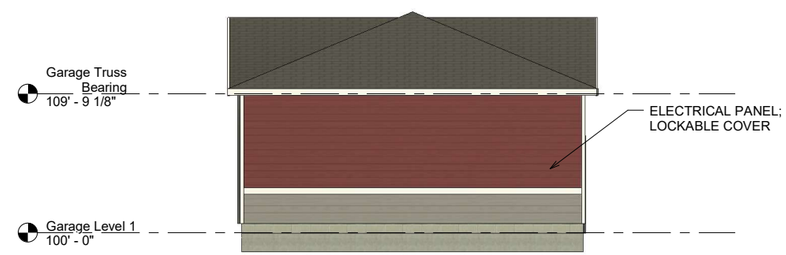

3 Garage 2 - Side 2 Elevation
3/16" = 1'-0"

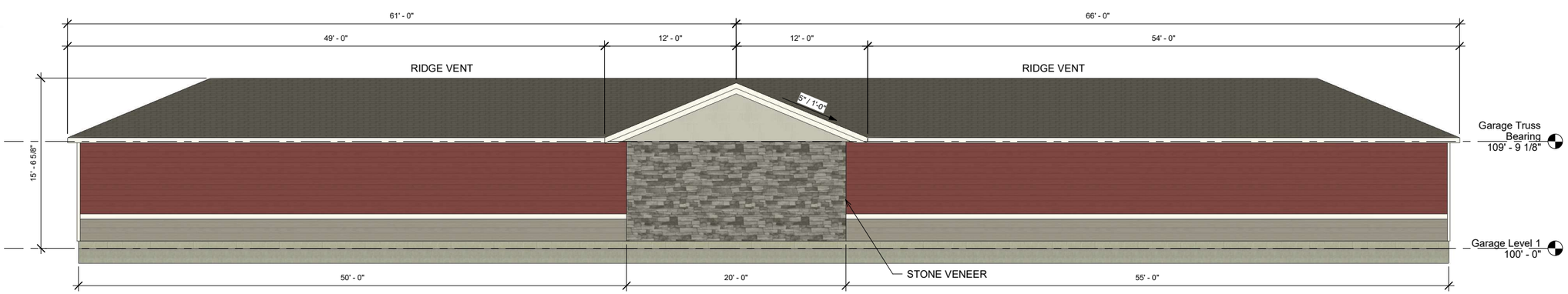

4 Garage 2 - Rear Elevation
3/16" = 1'-0"

No.	Description	Date

I hereby certify that this plan, specification, or report was prepared by me or under my direct supervision and that I am a duly Licensed Architect under the laws of the State of Minnesota.
Name: Christopher J. Raimann, AIA
Signed:

Date: 08-15-2022 License #: 46319

KUEPERS INC
ARCHITECTS & BUILDERS
BRAINERD/BAXTER, MN 218-829-0707

Stone Meadow Apartments - Building A

PRELIMINARY NFC

Kuepers Inc.

Building A

Project number	xx-xx-xxxx	Date	09-01-2023
Drawn by	RET	Checked by	CJR

A3.3

Garage 2 Elevations

Scale As indicated

7/15/2024 2:05:59 PM