



Manor Police Department

Monthly Report August 2023



Manor Police Department By The Numbers February



1915

Number of calls for
service

62

Average calls per day



Total Training Hours

343



Mental Health Calls

8



Juvenile Detentions

1

Interactions



4

Community Events

1

Hosted Events

3

External Events



0:02:01

Average response time



2.5

The average number of people an officer interacts with per call

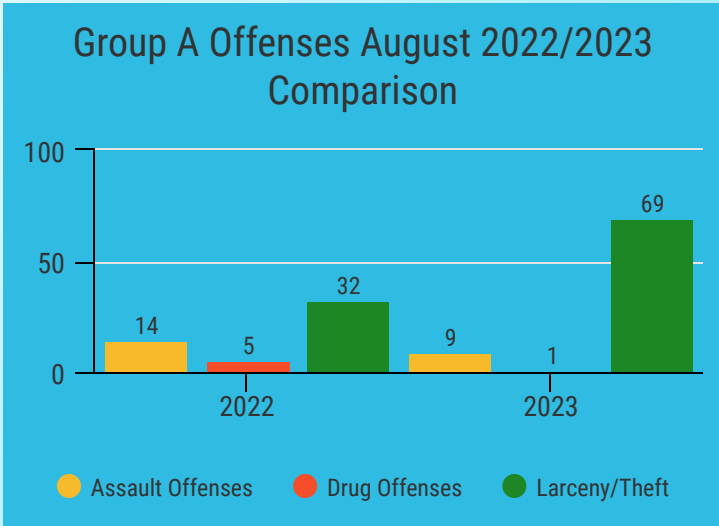


4,788

The estimated number people officers interact with on calls alone

Criminal Offenses

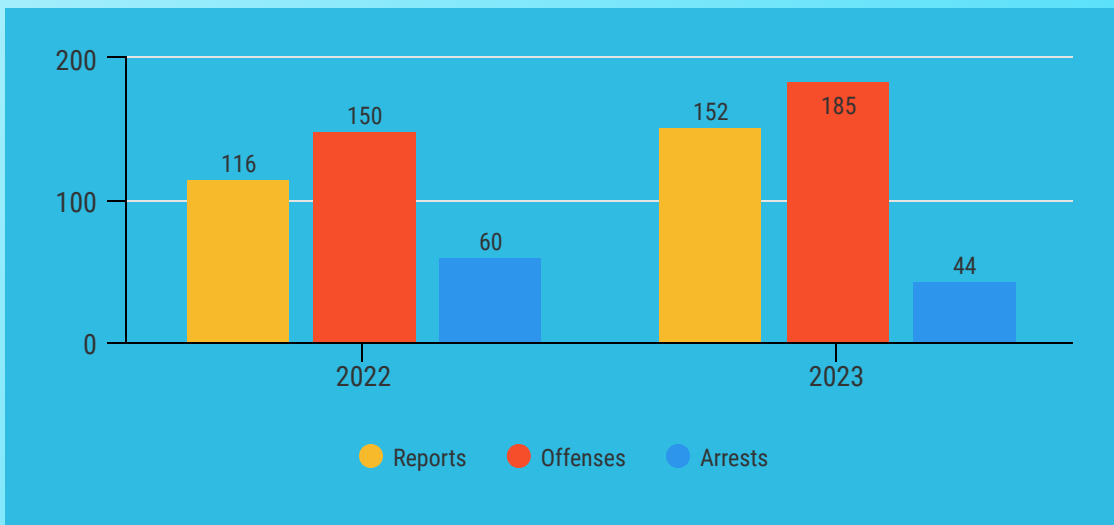
National Incident Based Reporting System



Offense Group	2022	July 2023
Group A	67	103
Group B	82	82

Crime Type	2022	2023
Persons	20	25
Property	41	51
Fraud	1	6
Crimes against Children	1	1

Incident Reports, Total Offenses, and Arrests



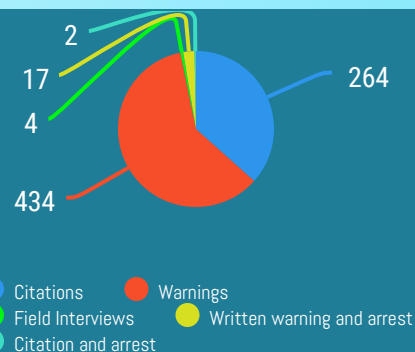
*Group A offenses are 22 offense categories, including but not limited to assaultive offenses, sex offenses, larceny, arson, and prostitution, where extensive data is collected.
 Group B offenses consist of 11 offense categories, including but not limited to bad checks, DWI, non-violent family offenses, and all other offenses, where only arrest data is collected.

Traffic Enforcement Analysis



721

Total traffic stops conducted



19

Traffic stops resulting in a citation with an arrest, traffic stops resulting in a warning with an arrest, and field interviews that resulted in an arrest.



30 searches out of 721 stops

Officers conducted a search of the vehicle based on consent, contraband in plain view, incident to arrest, inventory, or probable cause.



7

Contraband, such as alcohol and drugs, was discovered as a result of the stop.

Traffic Enforcement Analysis



27
Crashes

2
Involving Alcohol
or Drugs

22
DWI
Arrests

DWI Arrests by the numbers*



Manor Police Department DWI Profile - August 2023

