



Manor Police Department

Monthly Report September 2025



Manor Police Department By The Numbers



1956

Number of calls for
service

65

Average calls per day



Total Training Hours

379



Mental Health Calls

10



Juvenile Detentions

7

* Includes academy training hours

Interactions



10

Community Events

0

Hosted Events

10

External Events



0:02:54

Average response time



2.5

The average number of people
an officer interacts with per
call.

1.67

The average number of people
an officer interacts with per
stop.



4,890

The estimated number
people officers interact
with on calls alone.

1,827

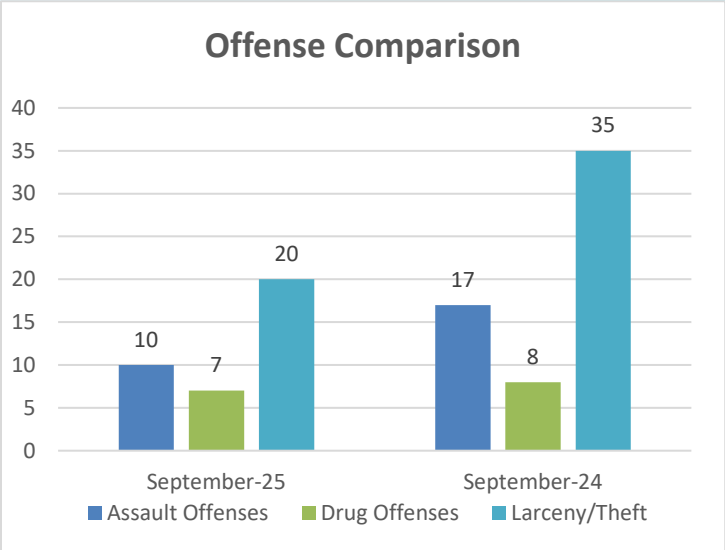
The estimated number
people officers interact
with on stops alone.

6,717

The estimated number
people officers interact
with total.

Criminal Offenses

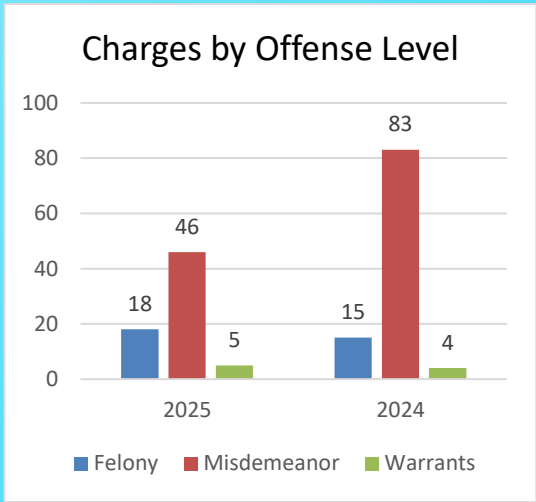
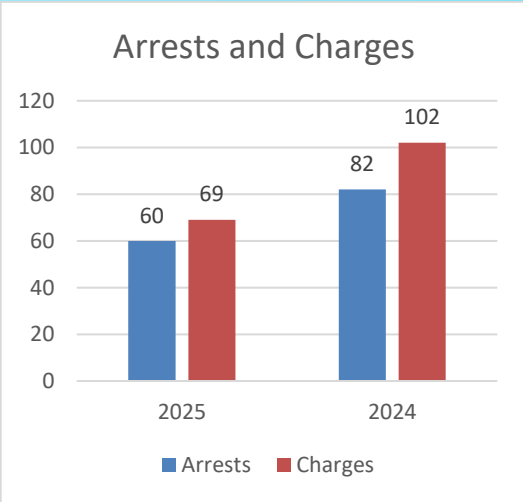
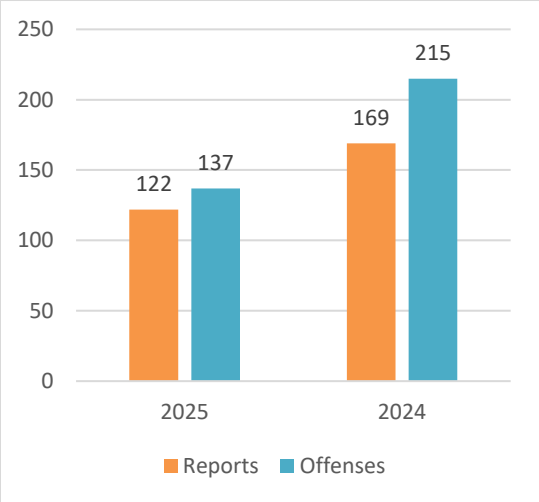
National Incident Based Reporting System



Offense Group	September 2025	September 2024
Group A	46*	76*
Group B	36*	47*

Crime Type	September 2025	September 2024
Persons	10	15
Property	25	47
Fraud	2	0
Crimes against Children	1	2
Other	99	151

Incident Reports, Total Offenses, and Arrests



*Group A offenses are 22 offense categories, including but not limited to assaultive offenses, sex offenses, larceny, arson, and prostitution, where extensive data is collected.

Group B offenses consist of 11 offense categories, including but not limited to bad checks, DWI, non-violent family offenses, and all other offenses, where only arrest data is collected.

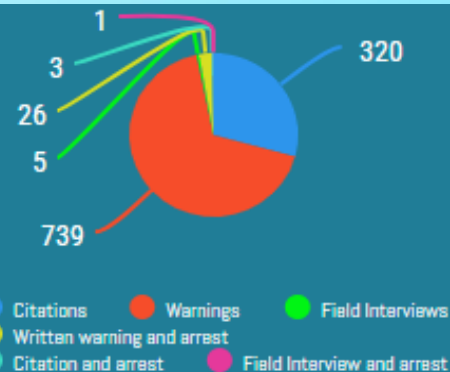
*Excludes traffic citations, warnings and arrests

Traffic Enforcement Analysis



1094

Total traffic stops
conducted



30

Traffic stops resulting in a citation with an arrest, traffic stops resulting in a warning with an arrest, and field interviews that resulted in an arrest. 2.74% of all stops resulted in an arrest



46 searches
out of 1094
stops

Officers conducted a search of the vehicle based on consent, contraband in plain view, incident to arrest, inventory, or probable cause. 4.20% of all stops resulted in a search



16

Contraband, such as alcohol and drugs, was discovered as a result of the stop. 34.78% of searches produced contraband

STEP - Selective Traffic Enforcement Program



105

Total traffic stops
conducted during STEP

Texas has lost at least one person every day on Texas roads since Nov. 7, 2000. Officers concentrate traffic enforcement in selected areas where a high number of collisions occur. Enforcement activity targets specific violations to include speeding, seatbelts, intersection, distracted driving, DWIs, and CMV.



29
Citations

117
Warnings

4
Arrests

Enforcement activity is designed to reduce the number of collisions on Texas roadways to gain voluntary compliance to traffic safety laws.



45.75

Total Hours
Worked



\$2780.00

TxDOT
Reimbursement

Traffic Enforcement Analysis



Crashes & DWI

Responded to
47 Crash Calls
for Service

1
Involving Alcohol or
Drugs

24
DWI
Arrests

DWI Arrests by the Numbers

LEADRS
Law Enforcement Advanced
Data Reporting System

Manor Police Department DWI Profile - September 2025

