



Manor Police Department

Monthly Report November 2025



Manor Police Department By The Numbers



1925

Number of calls for
service

64

Average calls per day



Total Training Hours

292



Mental Health Calls

11



Juvenile Detentions

2

* Includes academy training hours

Interactions



5

Community Events

0

Hosted Events

5

External Events



0:03:22

Average response time



2.5

The average number of people an officer interacts with per call.

1.67

The average number of people an officer interacts with per stop.



4,813

The estimated number people officers interact with on calls alone.

1,622

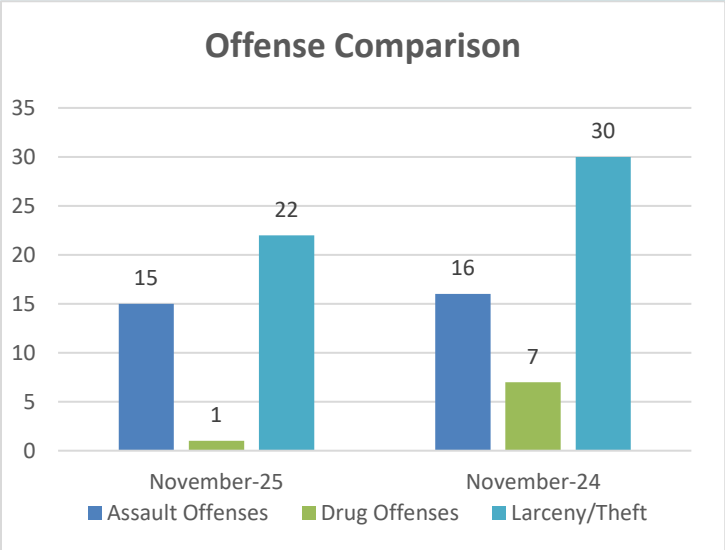
The estimated number people officers interact with on stops alone.

6,435

The estimated number people officers interact with total.

Criminal Offenses

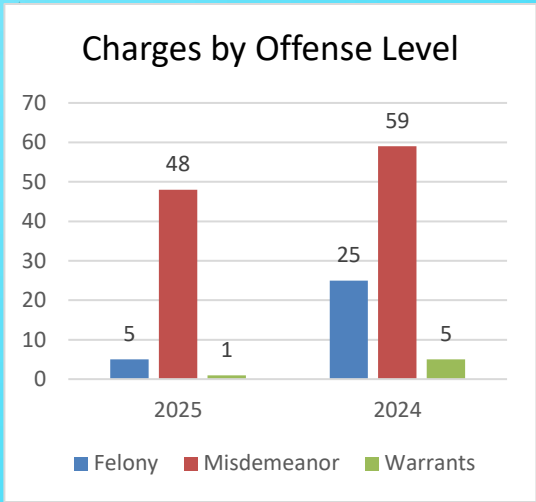
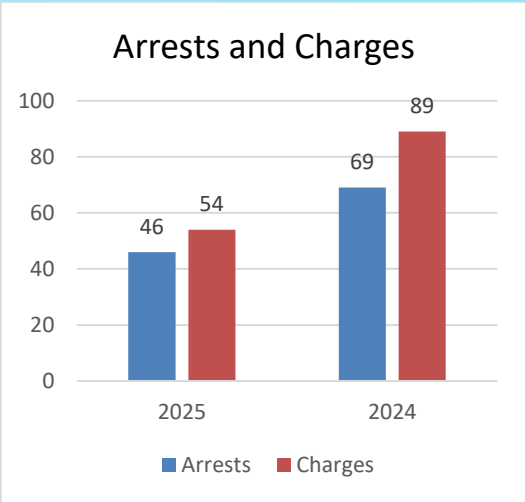
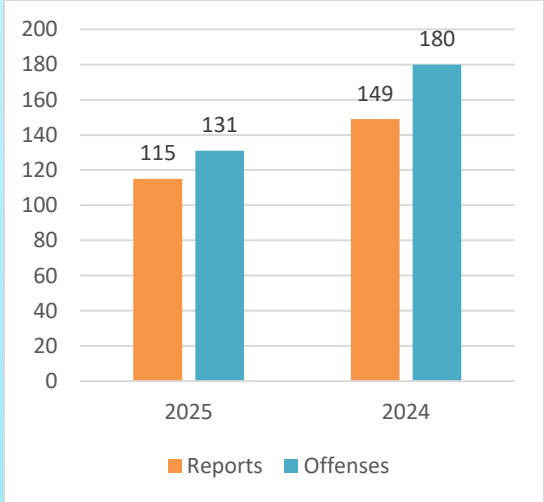
National Incident Based Reporting System



Offense Group	November 2025	November 2024
Group A	47*	76*
Group B	41*	55*

Crime Type	November 2025	November 2024
Persons	13	15
Property	27	45
Fraud	0	1
Crimes against Children	1	1
Other	90	118

Incident Reports, Total Offenses, and Arrests



*Group A offenses are 22 offense categories, including but not limited to assaultive offenses, sex offenses, larceny, arson, and prostitution, where extensive data is collected.

Group B offenses consist of 11 offense categories, including but not limited to bad checks, DWI, non-violent family offenses, and all other offenses, where only arrest data is collected.

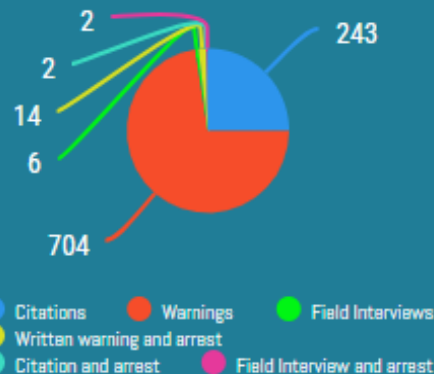
*Excludes traffic citations, warnings and arrests

Traffic Enforcement Analysis



971

Total traffic stops
conducted



18

Traffic stops resulting in a citation with an arrest, traffic stops resulting in a warning with an arrest, and field interviews that resulted in an arrest. 1.85% of all stops resulted in an arrest



36 searches
out of 971
stops

Officers conducted a search of the vehicle based on consent, contraband in plain view, incident to arrest, inventory, or probable cause. 3.71% of all stops resulted in a search



17

Contraband, such as alcohol and drugs, was discovered as a result of the stop. 47.22% of searches produced contraband

Traffic Enforcement Analysis



Crashes & DWI

Responded to
82 Crash Calls
for Service

1

Involving Alcohol or
Drugs

20
DWI
Arrests

DWI Arrests by the Numbers

