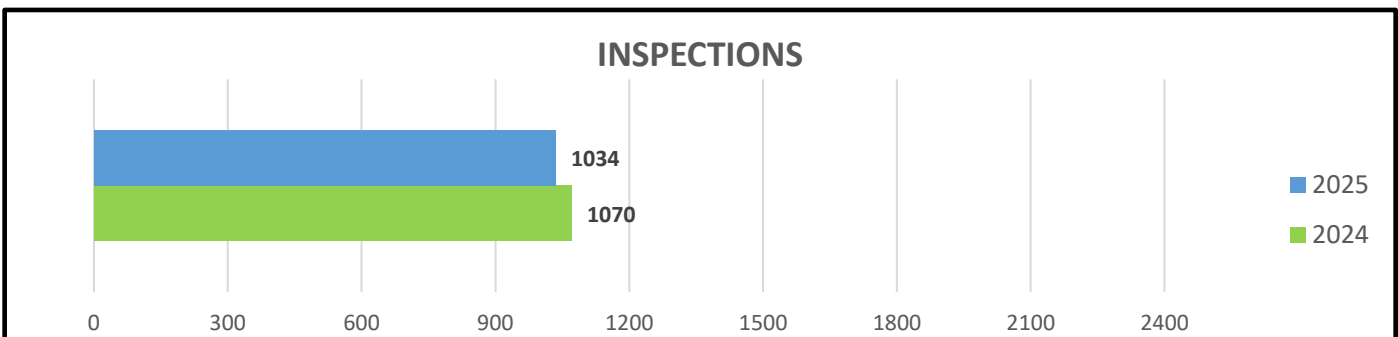
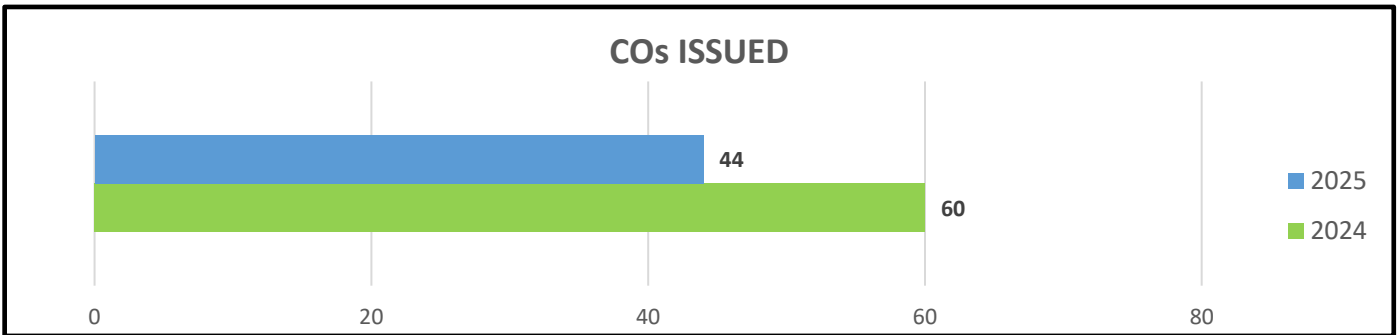
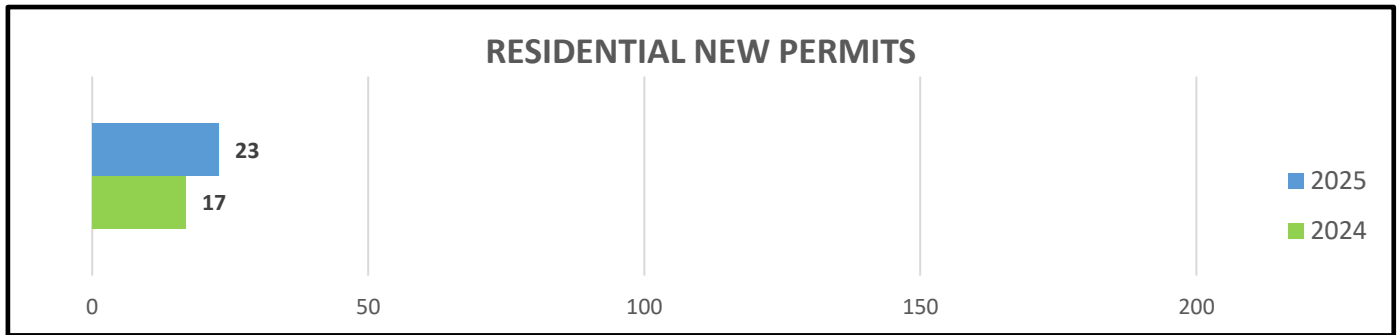





# January 2025

DEPARTMENT OF DEVELOPMENT SERVICES  
MICHAEL BURRELL, INTERIM DIRECTOR



\*Charts displayed at different scales

**DEVELOPMENT SERVICES DEPARTMENT REPORT  
PROJECT VALUATION AND FEE REPORT**

**January 1-31, 2025**

Description	Projects	Valuation	Fees	Detail
<b>Commercial / Education</b>				
Electrical (C)	6	\$60,750.00	\$1,803.00	
Irrigation (C)	2	\$33,690.00	\$21,132.00	
New (C)	3	\$8,836,471.43	\$138,252.50	
Sign (C)	4	\$66,195.00	\$1,566.00	
Swimming Pool/Spa (C)	1	\$301,440.00	\$1,413.00	
<b>Totals</b>	<b>16</b>	<b>\$9,298,546.43</b>	<b>\$164,166.50</b>	
<b>Residential</b>				
Demolition (R)	4	\$36,000.00	\$492.00	
Electrical (R)	3	\$59,251.10	\$414.00	
Foundation Repair (R)	6	\$73,757.00	\$738.00	
Irrigation (R)	38	\$71,111.12	\$5,244.00	
Mechanical-HVAC (R)	5	\$58,481.66	\$690.00	
New (R)	23	\$10,449,000.35	\$248,194.00	
Plumbing (R)	10	\$120,520.00	\$1,633.00	
<b>Totals</b>	<b>89</b>	<b>\$10,868,121.23</b>	<b>\$257,405.00</b>	
<b>Grand Totals</b>	<b>105</b>	<b>\$20,166,667.66</b>	<b>\$421,571.50</b>	

Total Temporary Certificate of Occupancies Issued: 0  
 Total Certificate of Occupancies Issued: 44  
 Total Certificate of Completions Issued: 72  
 Total Inspections(Comm & Res): 1,034

Michael Burrell, Interim Director  
 Development Services

