



# Manor Police Department

## Monthly Report January 2025



# Manor Police Department By The Numbers



**1776**

Number of calls for service

**57**

Average calls per day



Total Training Hours

**515**



Mental Health Calls

**9**



Juvenile Detentions

**5**

\* Includes academy training hours

# Interactions



5

Community Events

2

Hosted Events

3

External Events



0:03:05

Average response time



2.5

The average number of people an officer interacts with per call.

1.67

The average number of people an officer interacts with per stop.



4,440

The estimated number people officers interact with on calls alone.

1,476

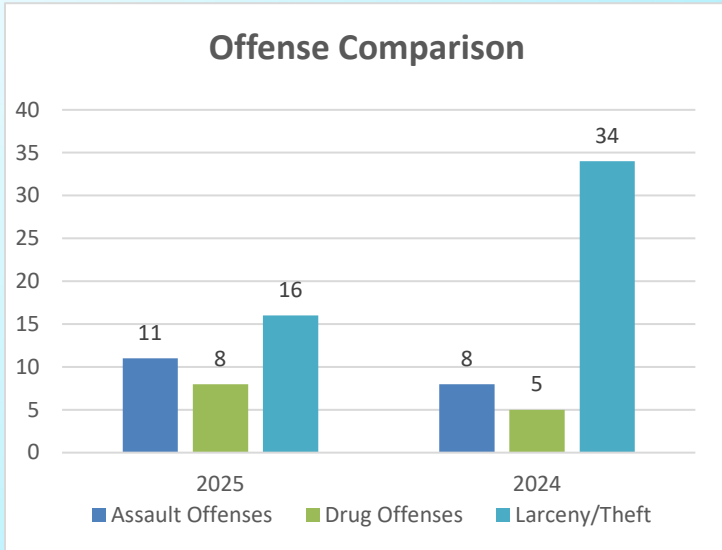
The estimated number people officers interact with on stops alone.

5,916

The estimated number people officers interact with total.

# Criminal Offenses

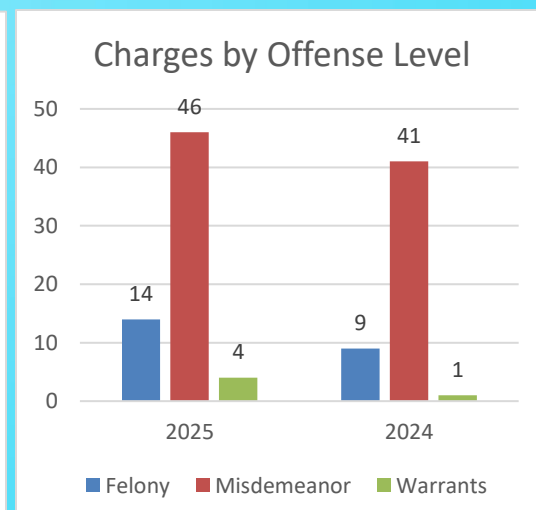
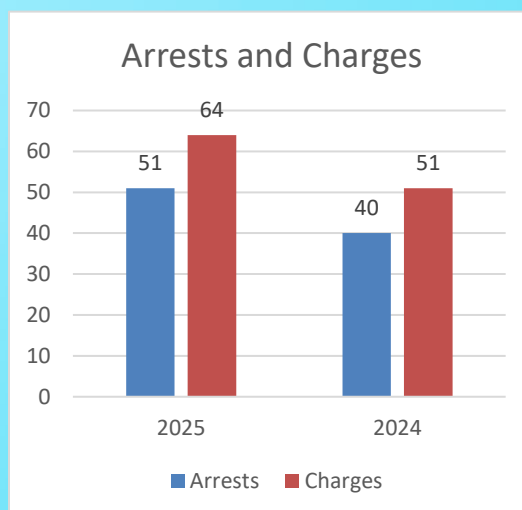
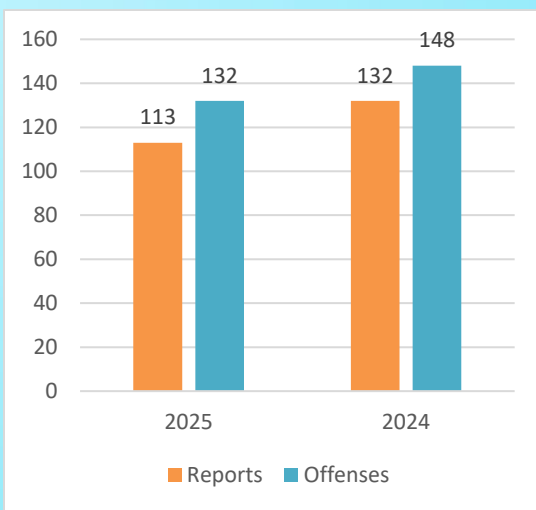
## National Incident Based Reporting System



Offense Group	2025	2024
Group A	50*	74*
Group B	25*	30*

Crime Type	2025	2024
Persons	15	11
Property	22	40
Fraud	3	6
Crimes against Children	2	1
Other	90	90

## Incident Reports, Total Offenses, and Arrests



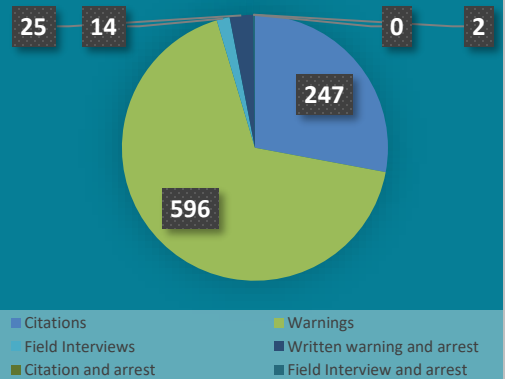
\*Group A offenses are 22 offense categories, including but not limited to assaultive offenses, sex offenses, larceny, arson, and prostitution, where extensive data is collected. Group B offenses consist of 11 offense categories, including but not limited to bad checks, DWI, non-violent family offenses, and all other offenses, where only arrest data is collected.  
 \*Excludes traffic citations, warnings and arrests

# Traffic Enforcement Analysis



884

Total traffic stops conducted



27

Traffic stops resulting in a citation with an arrest, traffic stops resulting in a warning with an arrest, and field interviews that resulted in an arrest. 3.05% of all stops resulted in an arrest



55 searches out of 884 stops

Officers conducted a search of the vehicle based on consent, contraband in plain view, incident to arrest, inventory, or probable cause. 6.22% of all stops resulted in a search



15

Contraband, such as alcohol and drugs, was discovered as a result of the stop. 27% of searches produced contraband

# STEP - Selective Traffic Enforcement Program



59

Total traffic stops  
conducted during STEP

Texas has lost at least one person every day on Texas roads since Nov. 7, 2000. Officers concentrate traffic enforcement in selected areas where a high number of collisions occur. Enforcement activity targets specific violations to include speeding, seatbelts, intersection, distracted driving, DWIs, and CMV.



48

Citations

42

Warnings

0

Arrests

Enforcement activity is designed to reduce the number of collisions on Texas roadways to gain voluntary compliance to traffic safety laws.



19

Total Hours  
Worked



\$1,080.00

TxDOT  
Reimbursement

# Traffic Enforcement Analysis



Crashes & DWI

Responded to 65

1 Involving Alcohol or Drugs

17 DWI Arrests

## DWI Arrests by the numbers\*

**LEADRS**  
Law Enforcement Advanced  
Data Reporting System

Manor Police Department DWI Profile - January 2025

